

COMMUNITY OF CONTRASTS

Asian Americans, Native Hawaiians, and
Pacific Islanders in Oregon


Asian Pacific American Network of Oregon

- Kristina Narayan (kristina@apano.org)
Policy & Research Coordinator
- Khanh Pham (khanh@apano.org)
Environmental Justice Manager
- Van-Anh Lee
API-CLI Graduate

The West: A Demographic Report

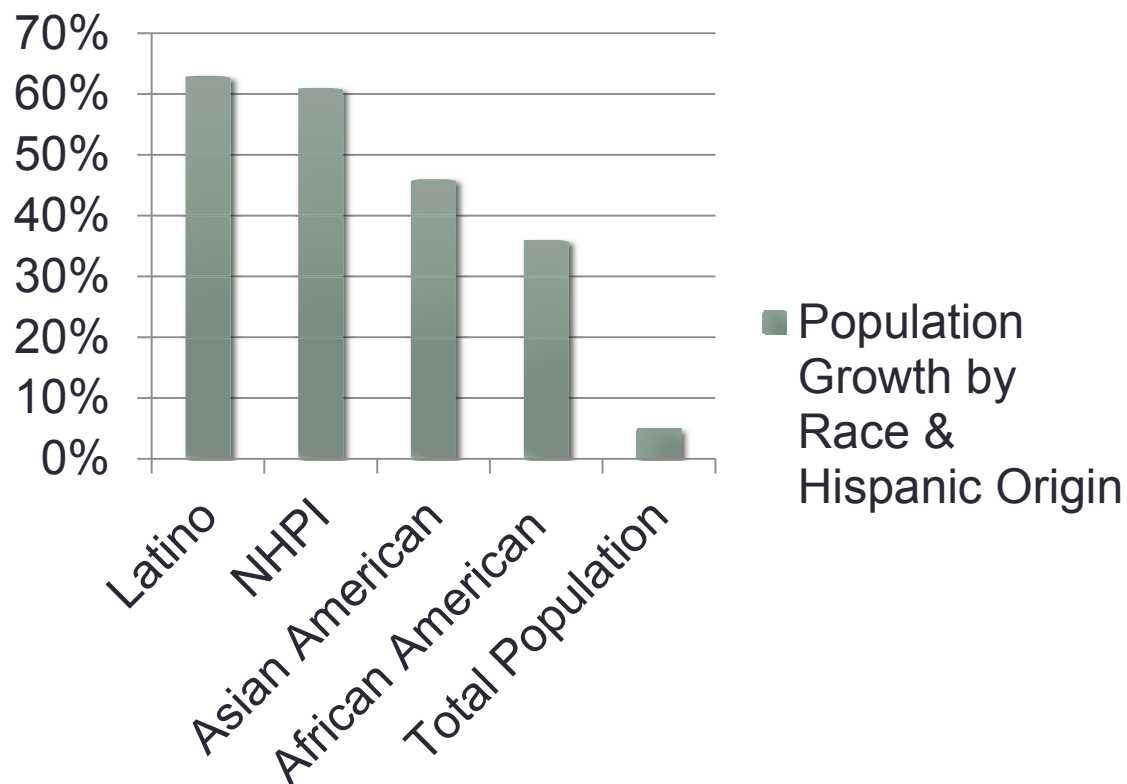
Asian Americans Advancing Justice (AAAJ):

- Overall Population
- Economic Power
- Demographics by District
- Voting Influence
- Housing Stability
- Geographic composition
- ...and more



Asian Americans
and Native
Hawaiian/Pacific
Islander
communities
have called
Oregon home
since the 1800's.

NHPI and AA are the second and third fastest growing ethnic communities in Oregon



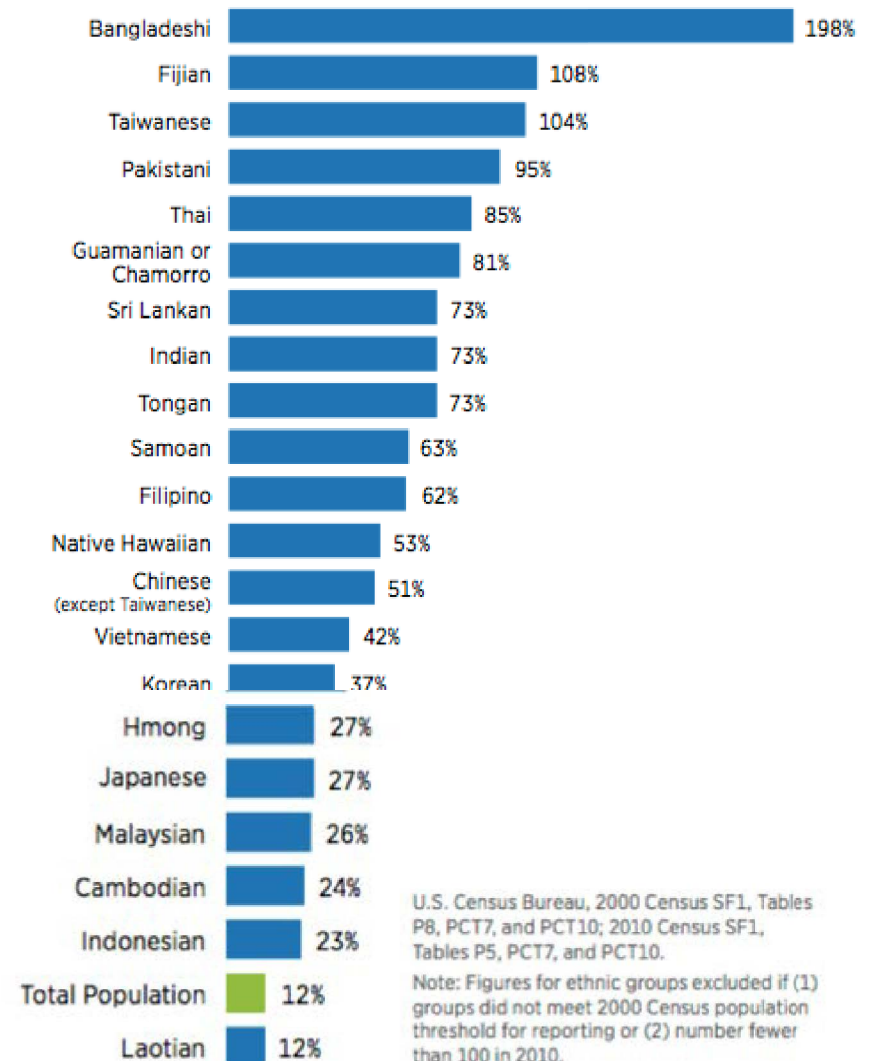
- U.S. Census Bureau, 2000 Census SF1, Tables P8 and P9; 2010 Census SF1, Tables P5 and P6.

Who are we?

Where are we?

- **Multnomah County:**
AA: 60,147/NHPI: 6,797
- **Washington County:**
AA: 56,063/NHPI: 4,988
- **Clackamas County:**
AA: 18,167/NHPI: 1,934
- **Marion County:**
AA: 8,766/NHPI: 1,934
- **Lane County:**
AA: 12,484/NHPI: 1,790

Population Growth by Ethnic Group
Oregon 2000 to 2010



CIVIC ENGAGEMENT

- District 44, in the NE area of Portland, has the largest NHPI voting-age population
- AA/NHPI have the ability to influence the outcome of elections in districts statewide.
- In the 2012 general election: AA/NHPI voting-age population exceeded the MOV in 9 state house district races

ECONOMIC CONTRIBUTIONS

Race/Ori gin	All Businesses	Revenues	Employees	Annual Payroll
AA	12,647	\$3,186,947,000	26,779	\$535,718,000
NHPI	636	\$101,159,000	742	\$18,438,000
Total	13,283	\$3,288,106,000	27,521	\$554,156,000

U.S. Census Bureau, Survey Business Owners, Table SB07000CSA01

- A 40% increase in business ownership from 2002-2007
- Of these, 26% were small businesses (<20 employees)

EDUCATIONAL ATTAINMENT

- During the 2013–2014 school year, Vietnamese and Chinese were among the top five languages spoken by English language learners (ELLs) in Oregon’s public schools. Other top Asian or Pacific Island languages spoken by ELL students are Chuukese, Korean, Marshallese, Japanese, Hmong, and Tagalog.²
- The statewide graduation rate for NHPI public high school students in the 2010–2014 cohort was 71%, a rate lower than average (76%). The dropout rate for NHPI was 6%, identical to Black or African American students.³

² Oregon Department of Education. Oregon Statewide Report Card 2013–2014. Note: Figures are for October 1, 2013. enrollment.

HOUSING

- 39% NHPI own homes
 - 53% of NHPI renter households are cost-burdened
 - Average NHPI household is larger than all racial groups except for Latinos
- 25% of Korean homeowners are severely cost-burdened spending
 - Over 50% of Vietnamese Oregonians are severely housing-cost burdened

WHAT CAN WE DO TO SUPPORT OUR COMMUNITY?

- Limited English Proficiency
- Gentrification and tenant vulnerability
- Poverty
- Uninsured

- Civic Engagement
- Healthcare Advocacy
- Jade Organizing for Housing & Transportation Justice
- Leadership Development

