




OFFICIAL



What to Do During An Air Raid Alarm

[ISSUED BY PORTLAND AND MULTNOMAH COUNTY CIVILIAN DEFENSE COUNCIL]



1. Air raid alarms will be sounded only by order of the military. There are to be no trial or test blackouts. An air raid alarm does not necessarily mean we are to be raided or bombed. It may be sounded only as a precaution and will continue only until danger has passed.

2. The signal for an air raid alarm is a series of short blasts from fog horns installed throughout the city. The series of blasts will continue for a period of about two minutes. When danger has passed the "all-clear" will be signalled by one long blast from these same horns.

3. In daylight the sounding of an air raid alarm is a signal for all traffic to stop and all persons to get indoors under cover. If you are not near a designated air raid shelter, select whatever place under cover is handy. Avoid getting near large windows. Only emergency vehicles will be allowed to move. All auto drivers pull to the curb, park and get under cover. Do not double park, do not block fire plugs, building entrances or street intersections. Do not stop on a bridge.

4. At night the same rules apply. In addition, all lights showing from the outside must be turned off within one minute's time.

5. At all times persons attending theatres, churches or other public gatherings remain where you are unless told specifically to do something else. Public gathering places are organized for protection and will give instructions in any emergency. If you are in a street car the operator will try to stop near a good shelter. If you are at work walk (don't run) to the safest part


KEEP THIS FOR REFERENCE



SPRAY OF WATER
FOR INCENDIARIES



REMOVE INCENDIARY
IN SAND IN BUCKET



in the best protected spot, cover your ears with your hands, protect the back of your head with your coat and put some soft material (handkerchief) between your teeth.

BOMBS AND THEIR CONTROL: If a magnesium bomb falls in your home, fight it with a spray of water and control other fire with a solid stream. Use a Stirrup Pump if available. A supply of water should be kept on hand for this purpose at all times in buckets or in a bathtub. A garden hose with spray nozzle may be used. Do not turn a stream of water on the bomb. Use a spray only.

If such a bomb falls in your home and water is not available, remove bomb from the house in a bucket of sand, using a shovel to pick it up. Such bombs are not explosive.

Such bombs should be approached in a crawling position, with a chair or like article held in front of the face as a shield.

If a magnesium bomb falls in the street, keep eyes covered and place a sand bag or bucket of sand on the bomb. These materials will be available at depots on streets. This precaution should be taken only if Bomb Removal Squads are not available.

Get a copy of "Bomb Control" pamphlet from your nearest fire station.

In case of phosphorus burns from bombs or leaflets saturated with phosphorus, keep burns saturated with water and report to Air Raid Warden, who will arrange to have victim taken to First Aid Station.

Major injuries or gas contamination should be dealt with by the nearest First Aid Post. Report all casualties to your Air Raid Warden. Minor injuries should be treated in your home, using your first aid kit. It is desirable that someone in every home be trained in First Aid and act in the capacity of home warden to remember all rules and when to apply them.

Make inquiry now about free Red Cross First Aid training.

BECOME ACQUAINTED WITH AND COOPERATE WITH YOUR AIR RAID WARDEN. He or she is a sworn public official and will have the **ANSWERS to ALL QUESTIONS.** It is his or her duty to survey every home in his or her block—know each member of the family, know the location of blackout rooms, gas and electric shut-off switches, etc.

Above all—IN ANY EMERGENCY, DO NOT BECOME PANICKY.

Resolve that if danger comes, you will do your part.

ISSUED BY PORTLAND AND MULTNOMAH COUNTY CIVILIAN DEFENSE COUNCIL
MAYOR EARL RILEY, *Director.*

WHAT TO DO DURING

AN AIR RAID ALARM

1. Air raid alarms will be sounded only by order of the military. There are to be no trial or test blackouts. An air raid alarm does not necessarily mean we are to be raided or bombed. It may be sounded only as a precaution and will continue only until danger has passed.
2. The signal for an air raid alarm is a series of short blasts from fog horns installed throughout the city. The series of blasts will continue for a period of about two minutes. When danger has passed the "all-clear" will be signalled by one long blast from these same horns.
3. In daylight the sounding of an air raid alarm is a signal for all traffic to stop and all persons to get indoors under cover. If you are not near a designated air raid shelter, select whatever place under cover is handy. Avoid getting near large windows. Only emergency vehicles will be allowed to move. All auto drivers pull to the curb, park and get under cover. Do not double park, do not block fire plugs, building entrances or street intersections. Do not stop on a bridge.
4. At night the same rules apply. In addition, all lights showing from the outside must be turned off within one minute's time.
5. At all times persons attending theatres, churches or other public gatherings remain where you are unless told specifically to do something else. Public gathering places are organized for protection and will give instructions in any emergency. If you are in a street car the operator will try to stop near a good shelter. If you are at work walk (don't run) to the safest part of your building provided other instructions have not been given in advance. If you are in school do exactly as the teacher instructs. If you are at home get your family together in the safest room in the house. It is a good idea to open the windows if the weather is warm. If you hear bombs nearby, open windows anyway. In all places stay away from windows, light wells or outside walls and do not go out looking for planes.
6. Obey the instructions of all air raid wardens, special policemen and other civilian defense workers. Remember they are working for your protection and safety. Comply with their orders.
7. Upon the sounding of an air raid alarm, turn off all gas burners but do not turn off pilot lights. Do not turn off gas line valves. Extinguish all fireplace fires. Do not use flashlights or matches out of doors. 7040-190
8. Do not under any circumstances use your telephone. Leave all telephone lines clear for emergency defense workers who must get instructions to workers throughout the City from central control stations. To use your phone may slow up their work and endanger your life and property.
9. Radio stations will leave the air upon the sounding of an alarm or possibly ahead of an alarm. Leave your radio turned on and tuned to a local station (even though it is silent) for emergency information that may be broadcast when radio stations return to the air temporarily or at the end of an alarm.
10. For safety sake, if you go out at night, be sure that all lights in your home, apartment or place of business are off. To leave lights burning may mean that in case of an air raid alarm someone may break in to shut your lights off.
11. Bear in mind at all times that we are at war; that we are subject to attack; that attacks are entirely feasible and that every person must be alert and ready to act quickly for the safety of all.
12. Be constantly alert. Always remain calm. Do not listen to rumors. Resolve that, if danger comes, you will do your part.