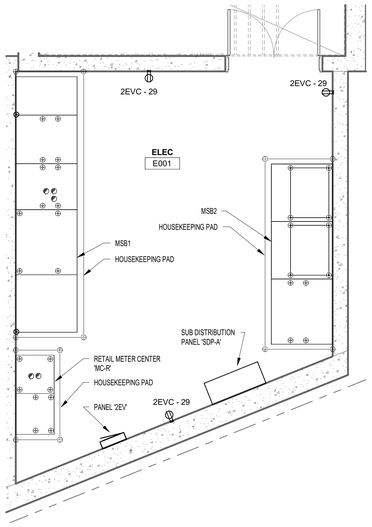

1 ENLARGED ELECTRICAL PLAN - ELECT ROOM E001
1/4" = 1'-0"

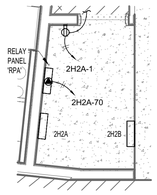

2 ENLARGED ELECTRICAL PLAN - ELECTRICAL E200
1/4" = 1'-0"

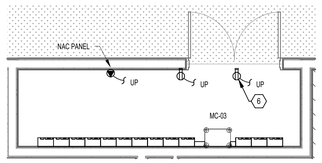

3 ENLARGED ELECTRICAL PLAN - ELECT ROOM E300
1/4" = 1'-0"

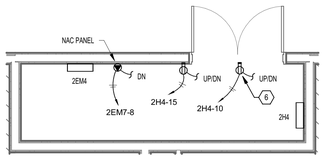

4 ENLARGED ELECTRICAL PLAN - ELECT ROOM E400
1/4" = 1'-0"

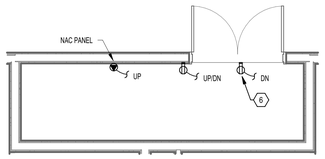

5 ENLARGED ELECTRICAL PLAN - ELECT ROOM E500
1/4" = 1'-0"

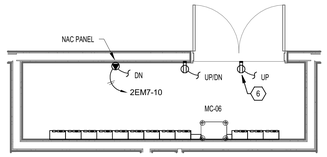

6 ENLARGED ELECTRICAL PLAN - ELECT ROOM E600
1/4" = 1'-0"

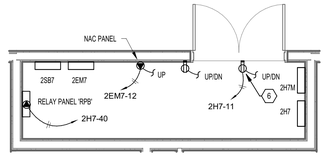

7 ENLARGED ELECTRICAL PLAN - ELECT ROOM E700
1/4" = 1'-0"

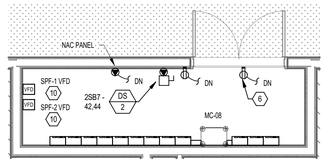

8 ENLARGED ELECTRICAL PLAN - ELECT ROOM E800
1/4" = 1'-0"

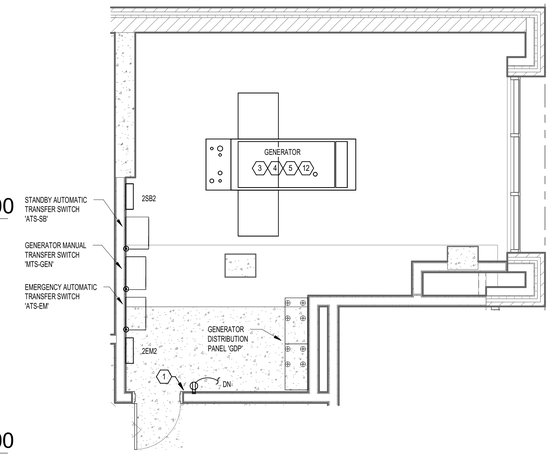

10 ENLARGED ELECTRICAL PLAN - GENERATOR 116
1/4" = 1'-0"

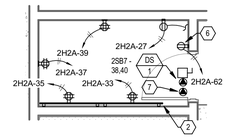

11 ENLARGED ELECTRICAL PLAN - DATA 221
1/4" = 1'-0"

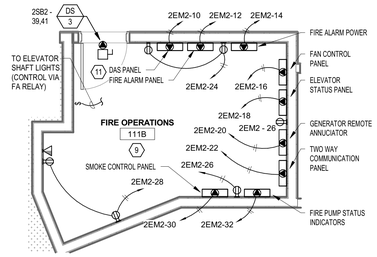

12 ENLARGED ELECTRICAL PLAN - FIRE OPERATIONS 111B
1/4" = 1'-0"

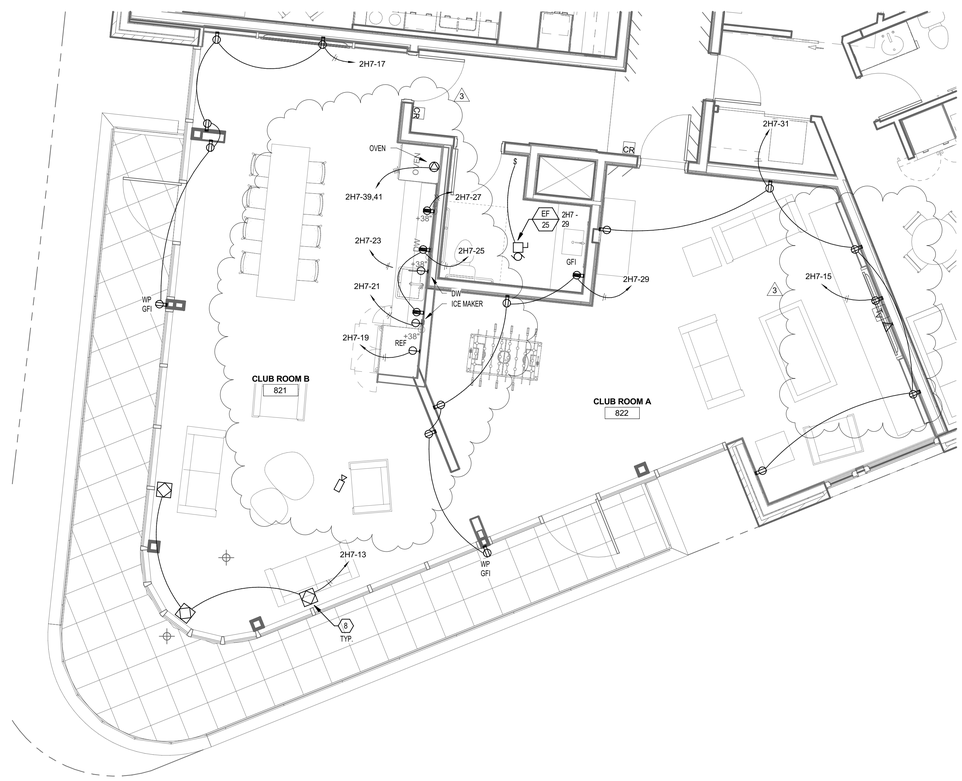

9 ENLARGED ELECTRICAL PLAN - CLUB ROOM 821
1/4" = 1'-0"

City Of Portland

REVIEWED FOR CODE COMPLIANCE

Date: 02/11/20

Project: 19-106743-REV-01-CO

KEYED NOTES

1. PROVIDE 4A40BC FIRE EXTINGISHER NEAR ENTRANCE.
2. 8' X 8' X 3/4" FIRE TREATED PLYWOOD BACKBOARD WITH GROUND BAR. PROVIDE #6 CU GROUND BACK TO MAIN SERVICE. VERIFY GROUND BUS LOCATION PRIOR TO ROUGH-IN.
3. PRIOR TO REQUESTING A TANK FINAL, FIRE SPRINKLERS AND FIRE ALARMS SHALL BE FINALED OR THE FIRE SPRINKLER SYSTEM IS WORKING AND THE ALARMS ARE CURRENTLY CENTRALLY MONITORED.
4. THE INITIAL FIRST FILL OF THE GENERATOR DIESEL FUEL TANK IS REQUIRED TO BE WITNESSED BY THE FIRE MARSHAL'S OFFICE HAZARDOUS MATERIALS INSPECTOR. WHERE THE 90% ALARM AND 95% SHUT OFF WILL BE VERIFIED.
5. FUEL TANK WILL BE UL 142 LISTED AND IN COMPLIANCE WITH NFPA 30, NFPA 37, 110 STANDARDS AND CSA C282 CODE. TANK WILL BE DUAL WALL WITH A STEEL WALL CONTAINMENT BASIN (MINIMUM 110% OF PRIMARY TANK CAPACITY). TANK WILL HAVE EMERGENCY VENTS ON PRIMARY AND SECONDARY TANKS SIZED IN ACCORDANCE WITH NFPA 30.
6. PROVIDE DUPLEX RECEPTACLE ABOVE DOOR FOR REPEATER. VERIFY EXACT LOCATION WITH INSTALLER PRIOR TO ROUGH-IN.
7. PROVIDE 120V ELECTRICAL CONNECTION TO 1/30 HP CONDENSATE PUMP (CP-1). COORDINATE WITH MECHANICAL PRIOR TO ROUGH-IN. CONNECT TO CIRCUIT '2H2A-48'.
8. PROVIDE COMBINATION POWER / TELECOM FLOOR BOX WITH (2) DUPLEX RECEPTACLES AND (1) 1-1/4"C. FROM THE TELECOM COMPARTMENT TO THE NEAREST ACCESSIBLE CEILING SPACE.
9. VERIFY ROOM LAYOUT WITH AUTHORITY HAVING JURISDICTION (AHJ) PRIOR TO ROUGH-IN.
10. VERIFY VFD LOCATION PRIOR TO ROUGH-IN.
11. LOCATION OF DAS SYSTEM HEAD END EQUIPMENT. PROVIDE 2-HOUR RATING FOR THIS ROOM AND 2-HOUR RATED CONSTRUCTION FOR ALL DAS SYSTEM VERTICAL AND HORIZONTAL CABLING. BACKBONE CABLE IS INTENDED TO BE ROUTED VERTICALLY THROUGH THE STACKED ELECTRICAL ROOMS.
12. GENERATOR SHALL BE PROVIDED WITH A FUEL TANK THAT ALLOWS THE GENERATOR TO OPERATOR FOR 12 HOURS AT FULL LOAD.

BergerABAM, Corp.
Surveyors & Engineers
13950 Ne Whitaker Way
Portland, OR 97230
License #C10-65046
Phone: (503) 255-1818

PROPRIETARY STATEMENT:
THE ELECTRICAL SCHEMATICS/CALCULATIONS ON THESE DOCUMENTS ARE FOR THE EXCLUSIVE CONSTRUCTION IN BERGER. NO USED FOR CONSTRUCTION OR OTHER USE WITHOUT WRITTEN PERMISSION. COMPLETE OR IN PART, FOR USE IN ANY OTHER CONSTRUCTION OR ANY OTHER PURPOSE WITHOUT THE CONSENT OF BERGER/ABAM CORPORATION IS STRICTLY PROHIBITED. ALL RIGHTS RESERVED.

MKE & ASSOCIATES, INC.
CONSULTING ENGINEERS
8910 SW McADAM AVE, #200
TIGARD, OR 97223
CONTACT: JEFF NEELY
PHONE: (503) 620-7338

REGISTERED PROFESSIONAL ENGINEER
OREGON
JULY 29, 1983
STEPHEN M. LOCKHART
EXPIRES 12-31-20

18TH & SALMON

GREYSTAR
1715 SW Salmon St
Portland, OR 97205

REVISIONS

B	PERMIT RESPONSE 2	07/26/2019
C	PERMIT RESPONSE 3	09/18/2019
3	AB-01	09/27/2019

CHECKED BY: SL
ISSUE DATE: 27 SEP 2019
PROJECT NO: 1803002

ENLARGED ELECTRICAL ROOM PLANS

E05.01

CONSTRUCTION SET

10/31/2019 10:41:32 AM