© Copyright protected. See Design Agreement. For use on this project only. Unauthorized reproduction of any part of this material is prohibited.

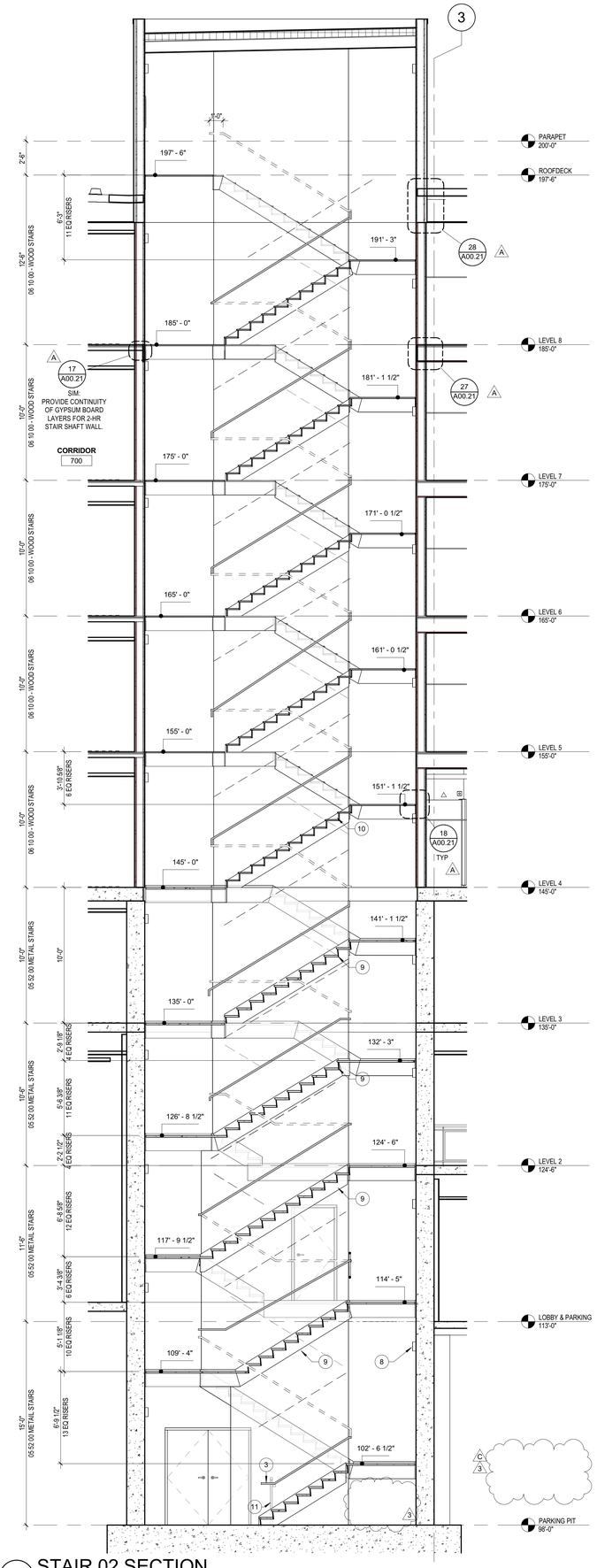

6 STAIR 02 SECTION
1/4" = 1'-0"

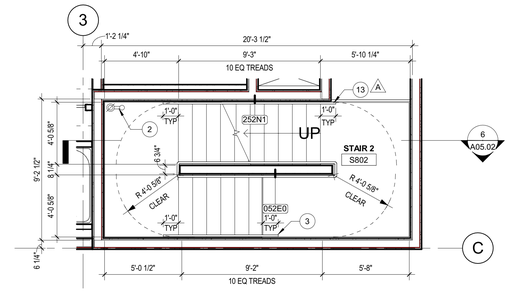

5 STAIR 02 PLAN - LEVEL 8
1/4" = 1'-0"

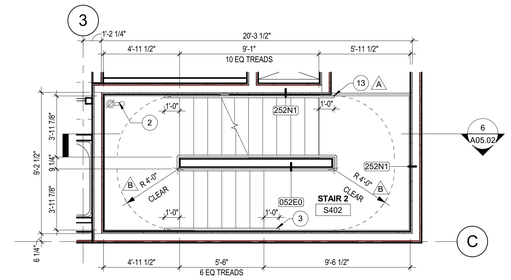

4 STAIR 02 PLAN - LEVELS 4-7
1/4" = 1'-0"

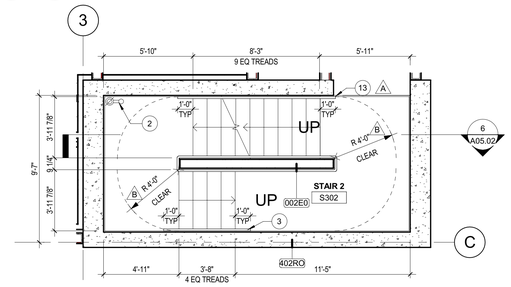

3 STAIR 02 PLAN - LEVEL 3
1/4" = 1'-0"

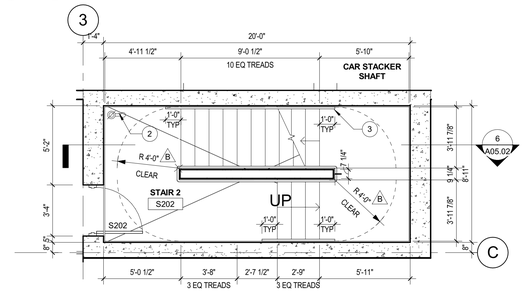

2 STAIR 02 PLAN - LEVEL 2
1/4" = 1'-0"

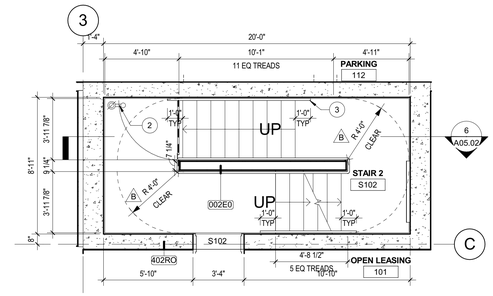

1 STAIR 02 PLAN - LEVEL 1
1/4" = 1'-0"

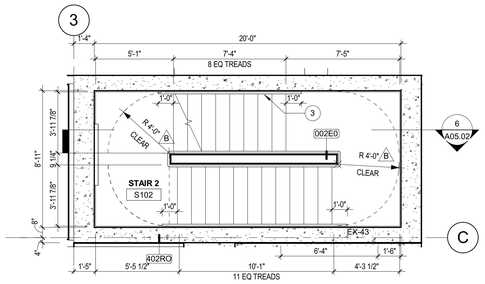

8 STAIR 02 PLAN - MID LANDING TO LEVEL 1
1/4" = 1'-0"

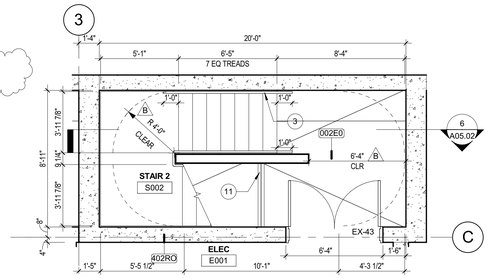

7 STAIR 02 PLAN - SUBGRADE TO MID LANDING
1/4" = 1'-0"

GENERAL NOTES - VERTICAL CIRCULATION

A. VERTICAL CIRCULATION KEYNOTES APPLY TO SHEETS A05.01-A05.03. ALL KEYNOTES MAY NOT OCCUR ON THIS SHEET AND DO NOT APPLY TO ANY OTHER SHEETS EXCEPT THOSE NOTED.

B. COORDINATE FLOOR, WALL, AND CEILING FIRE RATINGS WITH CODE COMPLIANCE SHEETS. ALL PENETRATIONS THROUGH RATED ASSEMBLIES TO BE SEALED WITH AN APPROVED FIRESTOP SYSTEM WITH AN EQUAL OR GREATER RATING THAN THE PENETRATED ASSEMBLY.

C. COORDINATE FINAL STAIR ELEVATIONS WITH FINISHED FLOOR ELEVATIONS

D. ELEVATOR EQUIPMENT SHOWN IS DIAGRAMMATIC. VERIFY SPECIFIC REQUIREMENTS WITH ELEVATOR MANUFACTURER.

E. NEW EGRESS STAIRS ARE BIDDER DESIGNED. (REFER TO SPECIFICATION SECTION 01 33 16 DELEGATED DESIGN PROCEDURES.) DRAWINGS FOR STAIRS & RAILINGS ARE SHOWN FOR DESIGN INTENT ONLY. CONTRACTOR IS RESPONSIBLE FOR MEETING ALL APPLICABLE CODES.

KEYNOTES - VERTICAL CIRCULATION

1 ALIGN
2 STANDPIPE, SEE FIRE PROTECTION DRAWINGS
3 05 51 00 - STEEL HANDRAIL, PAINTED. RETURN TO WALL, TYP UNO. SEE 9A/05.01. SEE DELEGATED DESIGN REQUIREMENTS
4 SUMP PIT. COORDINATE WITH ELEVATOR MANUFACTURER'S REQUIREMENTS
5 PIT LADDER, BY ELEVATOR MANUFACTURER
6 SPREADER BEAM SEE STRUCTURAL DRAWINGS
7 HOISTWAY BEAM, SEE STRUCTURAL DRAWINGS
8 LIGHT FIXTURE, SEE ELECTRICAL PLANS. TYP
9 DELEGATED DESIGN METAL STAIR, TYP FLOORS 1-4. SEE DELEGATED DESIGN REQUIREMENTS.
10 WOOD STAIR, TYP ABOVE LEVEL 4, SEE STRUCTURAL DRAWINGS
11 ENCLOSER RAIL
12 AT LEVEL ONE OMIT SMOKE CURTAIN AND AUXILIARY RAILS
A 13 05 51 00 - STEEL HANDRAIL, PAINTED. RETURN TO FLOOR AT THIS LOCATION. SEE 9A/05.01. SEE DELEGATED DESIGN REQUIREMENTS

City Of Portland
REVIEWED FOR CODE COMPLIANCE
Date: 02/11/20
Project: 19-105743-REV-01-CO

SERA
ARCHITECTURE
URBAN DESIGN + PLANNING
INTERIOR DESIGN
PORTLAND OREGON 97209
P: 503.445.7372
F: 503.445.7395
SERADESIGN.COM

REGISTERED ARCHITECT 3660 KURT K. SCHULTZ PORTLAND, OR STATE OF OREGON

18S
GREYSTAR
1715 SW Salmon St
Portland, OR 97205

REVISIONS
A PERMIT RESPONSE 1 06/03/2019
B PERMIT RESPONSE 2 08/09/2019
C PERMIT RESPONSE 3 09/18/2019
3 AB-01 09/27/2019

CHECKED BY: Checker
ISSUE DATE: 27 SEP 2019
PROJECT NO: 1803002

VERTICAL CIRCULATION STAIR 02
A05.02
Construction Set