© Copyright protected. See Design Agreement. For use on this project only. Unauthorized reproduction of any part of this material is prohibited.

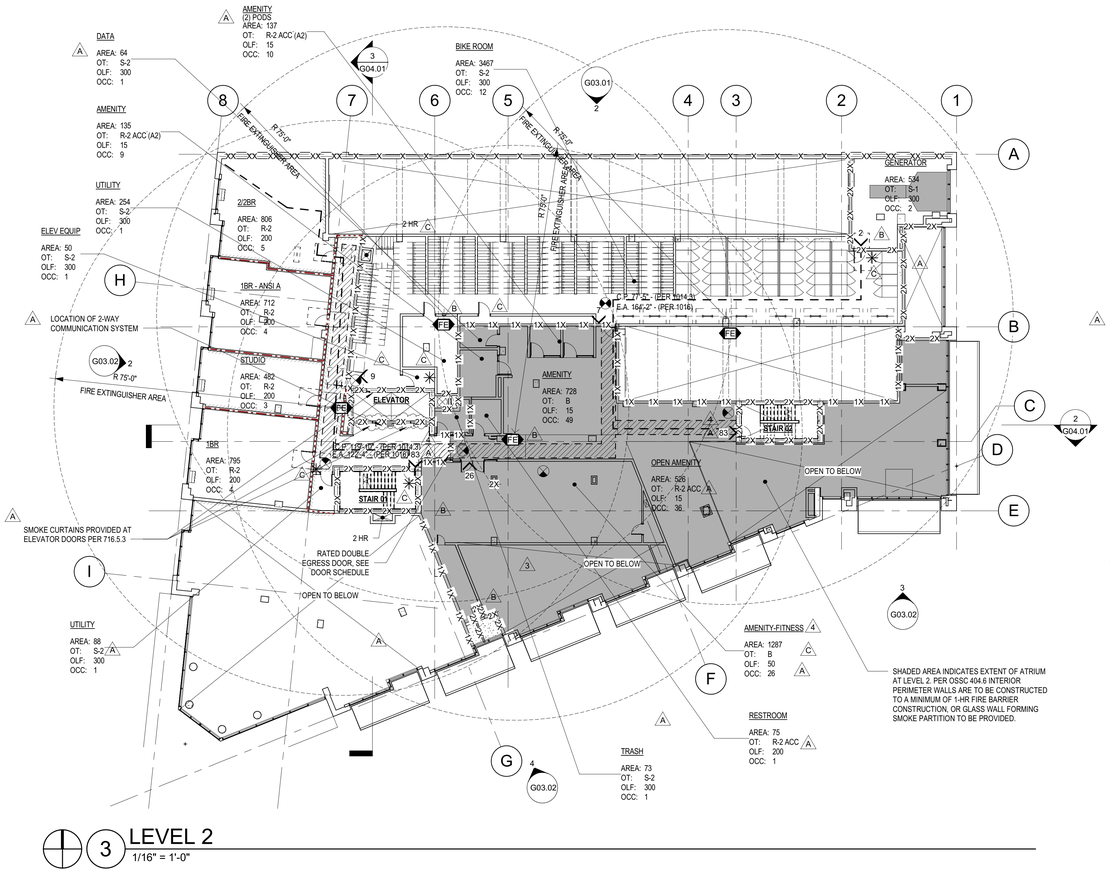


## 3 LEVEL 2
1/16" = 1'-0"

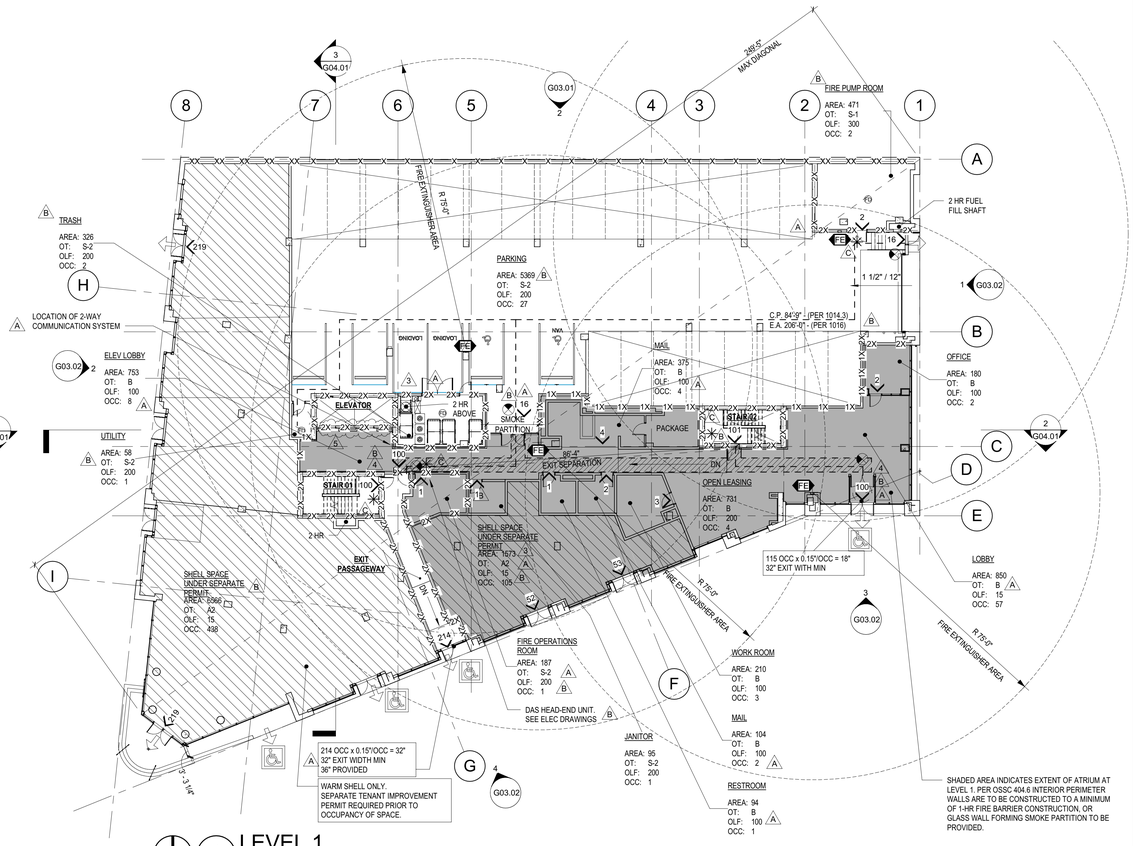


## 1 LEVEL 1
1/16" = 1'-0"

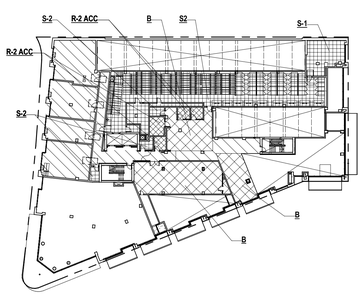


## 4 LEVEL 2
1" = 40'-0"

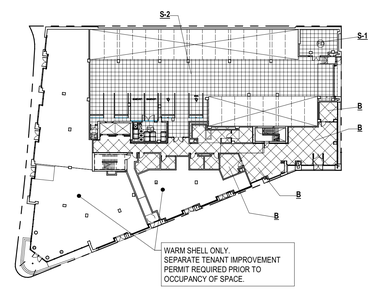


## 2 LEVEL 1
1" = 40'-0"

| EXITING SUMMARY - LEVEL 2 (A) (3) | | | | | | |
|---|---|---|---|---|---|---|
| Name | OCC TYPE | Area | OCC LOAD FACTOR | EXITS REQ'D | MAX TRAVEL | OCC LOAD |
| B | | | | | | |
| AMENITY | B[1] | 728.05 SF | 15 | 2 | 250 | 49 |
| AMENITY-FITNESS | B | 1286.69 SF | 50 | 1 | 250 | 26 |
| | | 2014.74 SF | | | | 75 |
| R-2 | | | | | | |
| 1BR | R-2 | 795.42 SF | 200 | 1 | 250 | 4 |
| 1BR - ANSI A | R-2 | 711.80 SF | 200 | 1 | 250 | 4 |
| 2/2BR | R-2 | 806.09 SF | 200 | 1 | 250 | 5 |
| STUDIO | R-2 | 482.40 SF | 200 | 1 | 250 | 3 |
| | | 2795.71 SF | | | | 16 |
| R-2 ACC | | | | | | |
| AMENITY | R-2 ACC [2] | 137.26 SF | 15 | 1 | | 10 |
| AMENITY | R-2 ACC [2] | 134.71 SF | 15 | 1 | | 9 |
| OPEN AMENITY | R-2 ACC [2] | 525.53 SF | 15 | 2 | 250 | 36 |
| RESTROOM | R-2 ACC [3] | 74.61 SF | 200 | 1 | 250 | 1 |
| | | 872.12 SF [4] | | | | 56 |
| S-1 | | | | | | |
| GENERATOR | S-1 | 534.26 SF | 300 | 0 | 250 | 2 |
| | | 534.26 SF | | | | 2 |
| S-2 | | | | | | |
| BIKE ROOM | S-2 | 3467.00 SF | 300 | 1 | 400 | 12 |
| DATA | S-2 | 64.21 SF | 300 | 1 | 400 | 1 |
| ELEV EQUIP | S-2 | 50.22 SF | 300 | 1 | 400 | 1 |
| TRASH | S-2 | 73.44 SF | 300 | 1 | 250 | 1 |
| UTILITY | S-2 | 87.54 SF | 300 | 1 | 250 | 1 |
| UTILITY | S-2 | 254.37 SF | 300 | 1 | 250 | 1 |
| | | 3996.78 SF | | | | 17 |
| Grand total: 17 | | 10213.61 SF | | | | 166 |

1: CLASSIFIED B OCCUPANCY PER SMALL ASSEMBLY SPACE EXCEPTION IN 303.1.2.
2: CLASSIFIED R-2 OCCUPANCY AS AN ACCESSORY TO PRIMARY R2 PER SMALL ASSEMBLY SPACE EXCEPTION IN 303.1.2.
3: CLASSIFIED IN ACCORDANCE WITH 302.1 AS AN ACCESSORY TO R2 PER 508.2.2.
4: MEETS 10% MAX AREA FOR ACCESSORY SPACE BASED ON LEVEL 2 BUILDING AREA SHOWN ON G00.04

NOTE: PER OSSC SECTION 404.9 IN OTHER THAN THE LOWEST LEVEL OF THE ATRIUM, WHERE THE REQUIRED MEANS OF EGRESS IS THROUGH THE ATRIUM SPACE, THE PORTION OF THE EXIT ACCESS TRAVEL DISTANCE WITHIN THE ATRIUM SPACE SHALL BE NOT GREATER THAN 200'.

| (3) (A) EXITING SUMMARY - LEVEL 1 | | | | | | |
|---|---|---|---|---|---|---|
| Name | Area | OCC TYPE | OCC LOAD FACTOR | EXITS REQ'D | MAX TRAVEL | OCC LOAD |
| A2 | | | | | | |
| SHELL SPACE UNDER SEPARATE PERMIT (B) | 1572.98 SF | A2 | 15 | 1 | 250 | 105 |
| SHELL SPACE UNDER SEPARATE PERMIT (B) | 6565.56 SF | A2 | 15 | 2 | 250 | 438 |
| | 8138.54 SF | | | | | 543 |
| B | | | | | | |
| OFFICE | 179.86 SF | B | 100 | 1 | 250 | 2 |
| LOBBY | 850.26 SF | B | 15 | 2 | 250 | 57 |
| OPEN LEASING | 731.20 SF | B | 200 | 1 | 250 | 4 |
| ELEV LOBBY (B) | 752.84 SF | B | 100 | 1 | 250 | 8 |
| RESTROOM | 93.56 SF | B | 100 | 1 | 250 | 1 |
| MAIL | 374.84 SF | B | 100 | 1 | 250 | 4 |
| WORK ROOM | 210.10 SF | B | 100 | | 250 | 3 |
| MAIL | 103.62 SF | B | 100 | 1 | 250 | 2 |
| | 3296.29 SF | | | | | 81 |
| S-1 | | | | | | |
| FIRE PUMP ROOM | 470.74 SF | S-1 | 300 | 1 | 250 | 2 |
| | 470.74 SF | | | | | 2 |
| S-2 | | | | | | |
| PARKING | 5368.70 SF | S-2 | 200 | 1 | 400 | 27 |
| FIRE OPERATIONS ROOM | 186.54 SF | S-2 | 200 | 1 | 400 | 1 |
| JANITOR (B) | 95.25 SF | S-2 | 200 | 1 | 400 | 1 |
| TRASH | 325.54 SF | S-2 | 200 | 1 | 400 | 2 |
| UTILITY | 58.29 SF | S-2 | 200 | 1 | 400 | 1 |
| | 6034.32 SF | | | | | 32 |
| Grand total: 16 | 17939.88 SF | | | | | 658 |

| (B) EXITING SUMMARY - ELEC | | | | | | |
|---|---|---|---|---|---|---|
| Name | Area | OCC TYPE | OCC LOAD FACTOR | EXITS REQ'D | MAX TRAVEL | OCC LOAD |
| S-2 | | | | | | |
| ELECTRICAL | 574.61 SF | S-2 | 300 | 1 | 400 | 2 |
| | 574.61 SF | | | | | 2 |
| Grand total: 1 | 574.61 SF | | | | | 2 |

## LEGEND - CODE COMPLIANCE SYMBOLS

- PROPERTY LINE
- 1/2 HOUR FIRE PARTITION
- 1 HOUR FIRE PARTITION
- 1X — 1 HOUR FIRE BARRIER
- 2X — 2 HOUR FIRE BARRIER
- X — 1 HOUR FIRE RESISTANCE RATED CONSTRUCTION
- XX — 2 HOUR FIRE RESISTANCE RATED CONSTRUCTION
- SB — 1 HOUR SMOKE BARRIER
- 44" — EXTERIOR EGRESS PATH TO ROW WITH TRAVEL WIDTH REQUIRED (PROVIDE MINIMUM ILLUMINATION FOR EXITING - REFER TO ELECTRICAL DRAWINGS).
- 44" — EGRESS PATH OF TRAVEL WITH TRAVEL WIDTH REQUIRED (PROVIDE MINIMUM ILLUMINATION FOR EXITING - REFER TO ELECTRICAL DRAWINGS).
- ACCESSIBLE ROUTE OF TRAVEL
- C.P. X'-XX" - (PER 1014.3) / E.A. X'-XX" - (PER 1016) — COMMON PATH OF EGRESS TRAVEL / EXIT ACCESS DISTANCE
- # HR — RATED SHAFT (WALL CONSTRUCTION TO MEET FIRE BARRIER REQUIREMENTS) / # HR
- 556 — OCCUPANT LOAD AT OPENING
- 555 — CUMULATIVE OCCUPANT LOAD AT OPENING
- BUILDING EXIT
- # — BUILDING CODE APPEAL
- MH — MAGNETIC HOLD OPEN
- AREA REQUIRING SMOKE DETECTION
- SPRINKLER, SEE FIRE PROTECTION DRAWINGS FOR ADDITIONAL LOCATIONS
- AREA — AREA NAME
- MANUAL PULL STATION REQUIRED
- STANDPIPE
- LIGHTED EXIT SIGN - SHADING INDICATES LIGHTED FACE(S) DIRECTION ARROW CORRESPONDS TO DIRECTION ARROW ON SIGN
- LIGHTED EXIT SIGN - CEILING MOUNTED
- LIGHTED EXIT SIGN - WALL MOUNTED
- (B) FE — FIRE EXTINGUISHER (AND CABINET WHERE OCCURS). PROVIDE FIRE EXTINGUISHER EVERY 75'-0" OF TRAVEL DISTANCE MINIMUM. PER 2016 PFC.
- ACCESSIBLE ENTRANCE
- (C) — CODE REQUIRED SIGNAGE, SEE G00.07 FOR SIGNAGE TYPES. REQUIRED SIGNS SHALL BE CONSTRUCTED OF DURABLE MATERIALS. PERMANENTLY INSTALLED AND READILY VISIBLE. LOCATIONS ARE PRELIMINARY. FINAL LOCATIONS TO BE COORDINATED WITH DEFERRED SUBMITTAL.

## GENERAL NOTES - CODE SUMMARY

A. CODE SUMMARY KEYED NOTES APPLY TO SHEETS G0.03-G0.05. ALL KEYED NOTES MAY NOT OCCUR ON THIS SHEET AND DO NOT APPLY TO ANY OTHER SHEETS EXCEPT THOSE NOTED.

B. ALL WORK SHOWN ON THIS SHEET IS INCLUDED IN THE CONTRACT FOR CONSTRUCTION, WHETHER SHOWN ELSEWHERE OR NOT. CONTRACTOR SHALL MAKE ALLOWANCES FOR CONNECTION, HOOK UP, ETC. AS REQUIRED SO THAT ITEMS, EQUIPMENT, ETC. ARE FIT FOR INTENDED PURPOSE.

C. SEE ELECTRICAL AND MECHANICAL PLANS FOR ADDITIONAL SYMBOLS

D. PROVIDE LISTED FIRESTOP, CONTINUOUS AT PERIMETER GAPS OF ALL RATED CONSTRUCTION AS REQUIRED TO MAINTAIN THE SPECIFIED RATING.

E. SQUARE FOOTAGE AREA CALCULATIONS ARE BASED ON THE BUILDING CODE DEFINITIONS OF GROSS AND NET AREAS AS USED TO DETERMINE OCCUPANT LOADS ONLY AND ARE NOT A REPRESENTATION OF LEASABLE AREA.

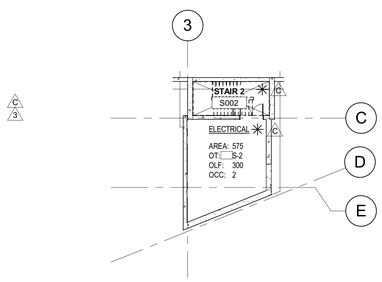


## 5 SUBGRADE ELECTRICAL ROOM
1/16" = 1'-0"

City Of Portland
REVIEWED FOR CODE COMPLIANCE
Date: 02/11/20
Project: 19-105743-REV-01-CO

SERA
ARCHITECTURE
URBAN DESIGN + PLANNING
INTERIOR DESIGN
PORTLAND OREGON 97209
P: 503.445.7372
F: 503.445.7395
SERADESIGN.COM

REGISTERED ARCHITECT 3660 KURT K. SCHULTZ PORTLAND, OR STATE OF OREGON

**18S**
GREYSTAR
1715 SW Salmon St
Portland, OR 97205

REVISIONS

| | | |
|---|---|---|
| A | PERMIT RESPONSE 1 | 06/03/2019 |
| B | PERMIT RESPONSE 2 | 08/09/2019 |
| C | PERMIT RESPONSE 3 | 09/18/2019 |
| 3 | AB-01 | 09/27/2019 |
| 4 | AB-02 | 11/01/2019 |
| 5 | AB-04 | 12/11/2019 |

CHECKED BY: Checker
ISSUE DATE: 27 SEP 2019
PROJECT NO: 1803002

**CODE COMPLIANCE**

**G00.05**

Construction Set

12/11/2019 9:14:10 PM SERA Design and Architecture, Inc.