2224 SW KANAN ST. DFS-01 RS05-136461

RS.05. 136461 DFS.01

C

JUL 2 0 2007
MICROFILMED

49

CITY OF
PORTLAND, OREGON
BUREAU OF DEVELOPMENT SERVICES
1900 SW 4th Ave., Suite 5000
Portland, OR 97201

MULTNOMAH COUNTY

RESIDENTIAL 1 & 2 FAMILY PERMIT

05-136461-DFS-01-RS

Site Address: 2224 SW KANAN ST

Issued: 5/17/07

PROJECT INFORMATION		Occ. Group	Const. Type
Single Family Dwelling	New Construction		V-N

Project Description: DFS 4/20/07 - TRUSSES

APPLICANT	FRANK PETTERSON	Phone	(503) 341-5030
PROPERTY OWNER	FRANK PETTERSON	Phone	(503) 341-5030
CONTRACTOR	FRANK PETTERSON	Phone	

Project Details

Code Edition	IRC - 2003
Final adj to ICC Value reason - Display	Final overrides ICC-b
Number of Stories	2
Table-based Construction Val Adj - Dis	500
Zoning Enforcement Agency	Portland

Project Details

Construction Type 4	
GIS Update Flag	06/14/05
On-Site Stormwater Facility	Stormwater swale
Valuation at Issuance	174821

PAID
MAY 17 2007
CITY OF PORTLAND

This permit expires if, at any time, 180 days pass without an approved inspection. If you are not able to obtain an inspection approval within 180 days, you may request a one-time only extension of 180 days by calling 503-823-7388.

BEFORE YOU DIG ATTENTION: Oregon law requires you to follow rules adopted by the Oregon Utility Notification Center. Those rules are set forth in OAR 952-001-0010 through OAR 952-001-0090. You may obtain copies of the rules by calling the center. (Note: the telephone number for the Oregon Utility Notification Center is 1-800-332-2344).

CITY CONTACT Phone:
E-Mail: Fax: (503) 823-4172

INSPECTION REQUEST PHONE NUMBERS Building/Trade Inspections - Call Before 6:00 AM: (503) 823-7000

TDD: (503) 823-6868

IVR Inspection Request Number: 2473800

Sold To:

GREENHAMMER CONSTRUCTIO
1323 SE 6TH AVE
PORTLAND, OR 97214
Office 503-804-1745
Fax 503-232-7911
Cell 503-407-1924

Job Information:

GREEN HAMMER- KIRALY RES
SW KANAN ST
PORTLAND OR
Cust_ID GR1746

TRUSS COMPONENTS of Oregon, Inc.
ENGINEERED TRUSS SYSTEMS ROOF & FLOOR
PO Box 468, Cornelius, OR 97113
503-357-2118 * 503-359-3729 Fax

SHIPPING TICKET

ANNIE: 503-804-1745

Job Info

Job #: 0906007
Salesman: RON OUTCALT
Owner
Contractor
Contact Annie / Stephen
Phone
P.O.#:
Loading:

Dates

Date: 9/26/2006
Del. Date:

A proud Partner of Alpine Engineered Products, Inc.

WoodTruss

Qty	Span	Description	Pitch TC/BC	OHL OHR	TC Size BC Size	Truss	O/A Height	Weight Ext. Weight
2	25-00-00	A 1 - Ply	7.00 / 0	02-00-00 02-00-00	2x6 2x6		08-11-14	170.8 LB 341.5 LB
4	25-00-00	A2 1 - Ply	7.00 / 0	02-00-00 00-00-00	2x6 2x6		08-11-14	164.5 LB 657.8 LB
5	25-00-00	B 1 - Ply	7.00 / 3.5	02-00-00 00-00-00	2x6 2x4		08-11-14	138.5 LB 692.7 LB
3	25-00-00	C 1 - Ply	7.00 / 0	02-00-00 00-00-00	2x6 2x4		08-11-14	149.7 LB 449.2 LB
2	25-00-00	C2 1 - Ply	7.00 / 0	02-00-00 02-00-00	2x6 2x4		08-11-14	153.9 LB 307.8 LB
2	25-00-00	GE 1 - Ply	7.00 / 0	02-00-00 02-00-00	2x6 2x4		08-10-06	211.3 LB 422.5 LB
1	18-00-00	GRD 1 - Ply	7.00 / 0	02-00-00 02-00-00	2x6 2x6		05-01-15	117.6 LB 117.6 LB
4	05-11-04	X 1 - Ply	7.00 / 0	02-00-00 00-00-00	2x6 2x4		05-01-15	35.0 LB 139.9 LB
2	05-11-04	EJ1 1 - Ply	7 / 0	02-00-00 00-00-00	2x6 2x4		03-11-12	25.2 LB 50.4 LB
2	05-11-04	EJ2 1 - Ply	7 / 0	02-00-00 00-00-00	2x6 2x4		02-09-12	18.9 LB 37.8 LB
2	01-11-04	SJ1 1 - Ply	7 / 0	02-00-00 00-00-00	2x6 2x4		03-11-12	19.6 LB 39.2 LB
2	01-11-04	SJ2 1 - Ply	7.00 / 0	02-00-00 00-00-00	2x6 2x4		02-09-12	14.7 LB 29.4 LB
2	08-04-12	R 1 - Ply	4.95 / 0	02-09-15 00-00-00	2x6 2x4		05-01-08	29.4 LB 58.8 LB
1	14-10-03	VT1 1 - Ply	7.00 / 0	00-00-00 00-00-00	2x4 2x4		03-08-12	65.7 LB 65.7 LB

Qty	Span	Description	Pitch TC/BC	OHL OHR	TC Size BC Size	Truss	O/A Height	Weight Ext. Weight
1	10-10-03	VT2	7.00 / 0	00-00-00	2x4		03-02-03	43.4 LB
		1 - Ply		00-00-00	2x4			43.4 LB
1	06-10-03	VT3	7 / 0	00-00-00	2x4		02-00-03	25.2 LB
		1 - Ply		00-00-00	2x4			25.2 LB

A proud Partner of Alpine Engineered Products, Inc.

Miscellaneous

Qty	Span	Description
32		2x4 SOLID BLOCK
16		2x4 VENT BLOCK
1		Delivery-Local

SIMPSON Strong-Tie

Hanger

Qty	Description
44	H2.5

In the event that this account is placed in the hands of an attorney for collection, the customer agrees to reimburse Truss Components of Oregon, Inc. for all attorney fees and associated costs, whether or not suit is filed. In the event of litigation involving this order the prevailing party will be entitled to recover reasonable attorney fees at trial or appeal. Truss Components of Oregon, Inc. guarantees material and workmanship. When factory error occurs we must be given the opportunity to make the repair, or authorize field repair charges. Additional crane time will be billed at $90.00 per hour with one hour minimim. Additional crane time is defined as that over and above the time included on the quote.

BACK CHARGES ARE NOT ALLOWED WITHOUT TRUSS COMPONENTS OF OREGON'S PRIOR APPROV

Truss Crane Time _____:_____ **To** _____:_____ **Additional Crane Time** _____:_____ **To** _____:_____

Crane Time **0.68 Hours**

ACCEPTED BY: _____ DATE _____

SIGNATURE

TOTAL LOAD: 3478.9 LB

_____

PLEASE PRINT NAME

BCSHB1 GUIDE FOF HANDLING, INTALLING AND BRACING INCLUDED.

LOADED BY: _____ DATE _____

INITIALS

DRIVER: _____ DATE _____

INITIALS

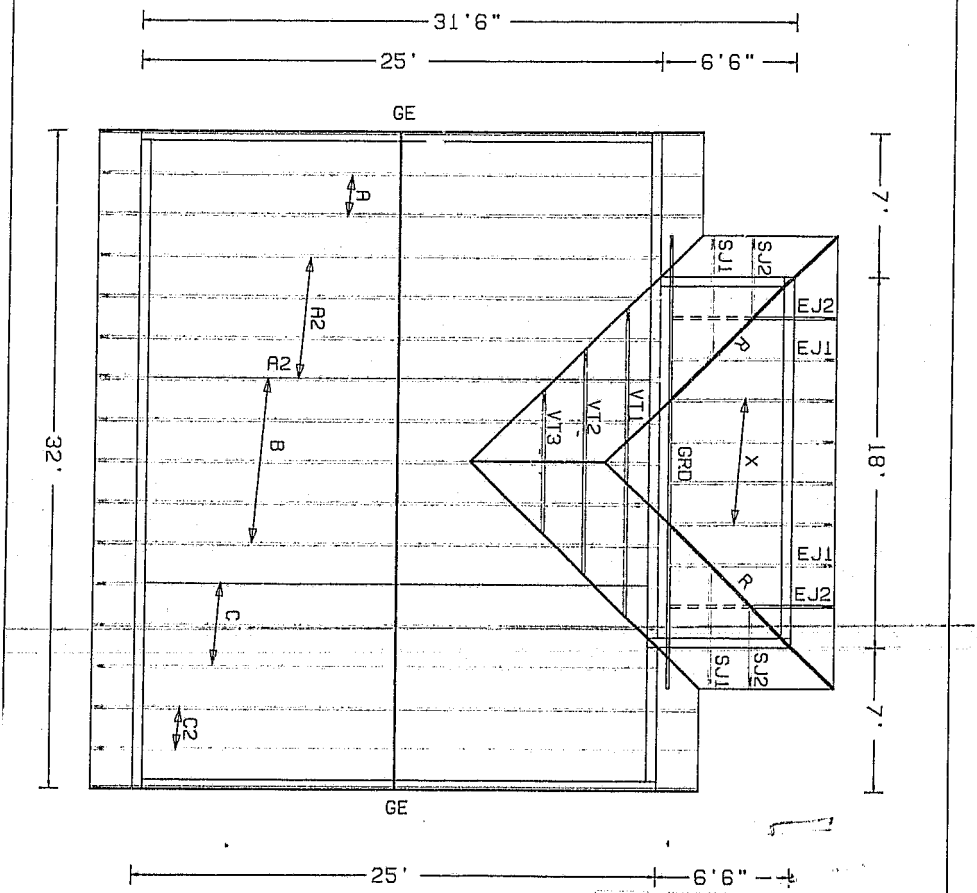

Designed By:	RON OUTCALT
Job Description:	GREEN HAMMER- KIRALY RES
Job Location:	SW KANAN ST
Customer:	GREENHAMMER CONSTRUCTION

JOB NO: 0906007

PAGE NO: 1 OF 1

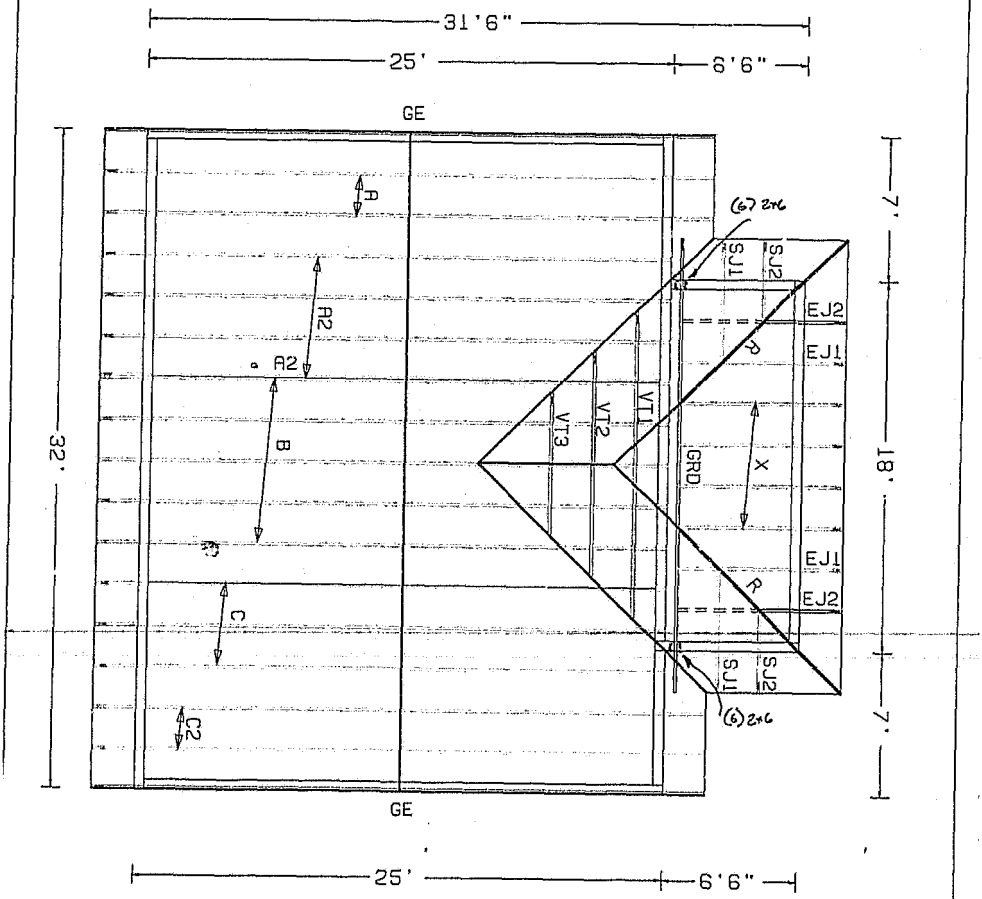

PAGE NO: 1 OF 1	JOB NO: 090007	Designed By: RON OUTCALT Job Description: GREEN HAMMER- KIRALY RES Job Location: SW KANAN ST Customer: GREENHAMMER CONSTRUCTION

THIS DWG PREPARED FROM COMPUTER INPUT (LOADS & DIMENSIONS) SUBMITTED BY TRUSS MFR.

(0906007 Job:0906007 /GREEN HAMMER KIRALY RES - SW KANAN ST PORTLAND, OR - A)

Top chord 2x6 HF #2 :T2 T3 2x8 DF-L SS:
Bot chord 2x6 DF-L 2400f-2.0E :B3 2x4 HF #2:
Webs 2x4 HF Std/Stud

Truss design per IBC sect. 2306.1. 10.00 psf non-concurrent bottom chord live load applied per ANSI/TPI 1.

BC attic room floor oading: LL = 40.00 psf; DL = 10.00 psf; from 7-6-0 to 17-6-0.

Deflection meets L/360 live and L/240 total load.

90 mph wind, 15.00 ft mean hgt, ASCE 7-02, CLOSED bldg, Located anywhere in roof, CAT II, EXP C, wind TC DL=4.2 psf, wind BC DL=5.0 psf.

Collar-tie braced with continuous lateral bracing at 24" OC. or rigid ceiling.

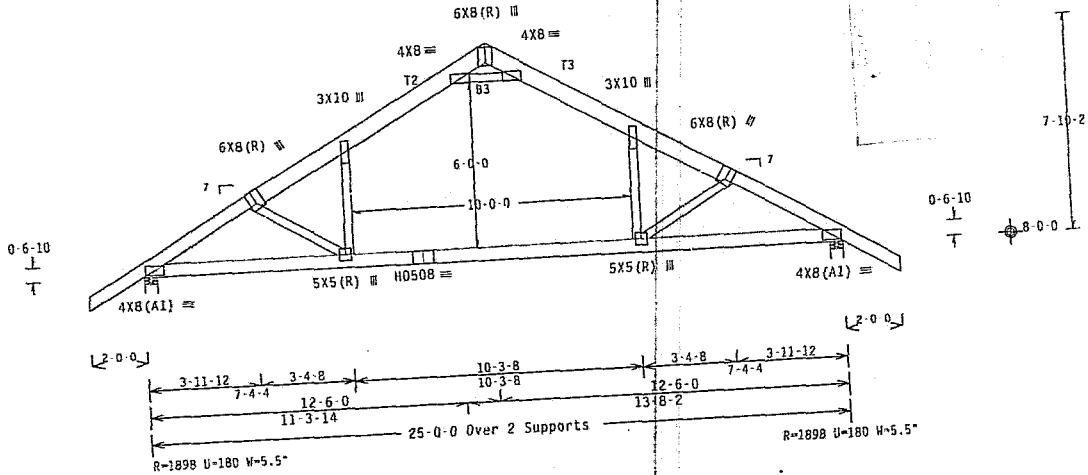

Design Crit: TPI-2002(STD)/IBC
Cg/RT=1.00(1.25)/10(0) 7.25.0411.16

QTY:2 OR/-/1/-/-/R/ Scale =.25"/Ft.

PLT TYP. 20 Gauge HS.Wave

Truss Components of Oregon (503)357-7[illegible]
825 North 4 Street, Cornelius OR

ALPINE

Alpine Engineered Products, Inc.
Sacramento, Ca 95828

WARNING TRUSSES REQUIRE EXTREME CARE IN FABRICATION, HANDLING, SHIPPING, INSTALLING AND BRACING. REFER TO BCSI 1-03 (BUILDING COMPONENT SAFETY INFORMATION), PUBLISHED BY TPI (TRUSS PLATE INSTITUTE, 583 D'ONOFRIO DR., SUITE 200, MADISON, WI 53719) AND WTCA (WOOD TRUSS COUNCIL OF AMERICA, 6830 EXECUTIVE LN. MADISON, WI 53711) FOR SAFETY PRACTICES WHICH PERFORMING THESE FUNCTIONS. UNLESS OTHERWISE INDICATED, TOP CHORD SHALL HAVE PURLINS ATTACHED STRUCTURAL PANELS AND BOTTOM CHORD SHALL HAVE A PROPERLY ATTACHED RIGID CEILING.

IMPORTANT FURNISH A COPY OF THIS DESIGN TO THE INSTALLATION CONTRACTOR. ALPINE ENGINEERED PRODUCTS, INC. SHALL NOT BE RESPONSIBLE FOR ANY DEVIATION FROM THIS DESIGN. ANY FAILURE TO BUILD THE TRUSS IN CONFORMANCE WITH TPI, OR FABRICATING, HANDLING, SHIPPING, INSTALLING & BRACING OF TRUSSES DESIGN CONFORM WITH APPROVED PRACTICES OF TPI (INSTITUTE, DESIGN SPEC. BY AF&PA) AND TPI. ALPINE ASSUMES NO RESPONSIBILITY FOR DAMAGES CAUSED BY THIS DESIGN. POSITION PER DRAWINGS 1404-2. CONNECTOR PLATES ARE MADE OF 20GA (MIN.) ASTM A653 GRADE 40/80 (W. MIN.51 GALV. STEEL. APPLY PLATES TO EACH FACE OF TRUSS AND, UNLESS OTHERWISE OCCUPIED IN THIS DESIGN. A SEAL ON THIS DRAWING INDICATES ACCEPTANCE OF PROFESSIONAL ENGINEERING RESPONSIBILITY SOLELY FOR THE TRUSS COMPONENT DESIGN SHOWN. THE SUITABILITY AND USE OF THIS COMPONENT FOR ANY BUILDING IS THE RESPONSIBILITY OF THE BUILDING DESIGNER PER ANSI/TPI 1 SEC. 2.

REGISTERED PROFESSIONAL ENGINEER 19575 PE OREGON JAN. 20, 1998 GAROLD W. HEAL
Renewal 6/30/2007

TC LL.	25.0 PSF
TC DL	7.0 PSF
BC DL	10.0 PSF
BC LL	0.0 PSF
TOT.LO.	42.0 PSF
DUR.FAC.	1.15
SPACING	24.0"

REF	R7175 27429
DATE	09/25/06
DRW	CAUSR7175 06268029
CA-ENG	TSB/GWH
SEQN	106258
FROM	RO
JREF	1T0U7175Z07

THIS DWG PREPARED FROM COMPUTER INPUT (LOADS & DIMENSIONS) SUBMITTED BY TRUSS MFR.

(0906007 Job:0906007 /GREEN HAMMER KIRALY RES -- SW KANAN ST PORTLAND, OR - A2)

Top chord 2x6 HF #2 :T2, T3 2x8 DF-L SS:
Bot chord 2x6 DF-L 2400F-2.0E :B3 2x4 HF #2:
Webs 2x4 HF Std/Stud

Truss design per IBC sect 2306.1. 10.00 psf non-concurrent bottom chord live load applied per ANSI/TPI 1.

BC attic room floor loading: LL = 40.00 psf; DL = 10.00 psf; from 7-6-0 to 17-6-0.

Deflection meets L/360 live and L/240 total load.

90 mph wind, 15.00 ft mean hgt, ASCE 7-02, CLOSED bldg, Located anywhere in roof, CAT II, EXP C, wind TC DL=4.2 psf, wind BC DL=5.0 psf.

Collar-tie braced with continuous lateral bracing at 24" OC. or rigid ceiling.

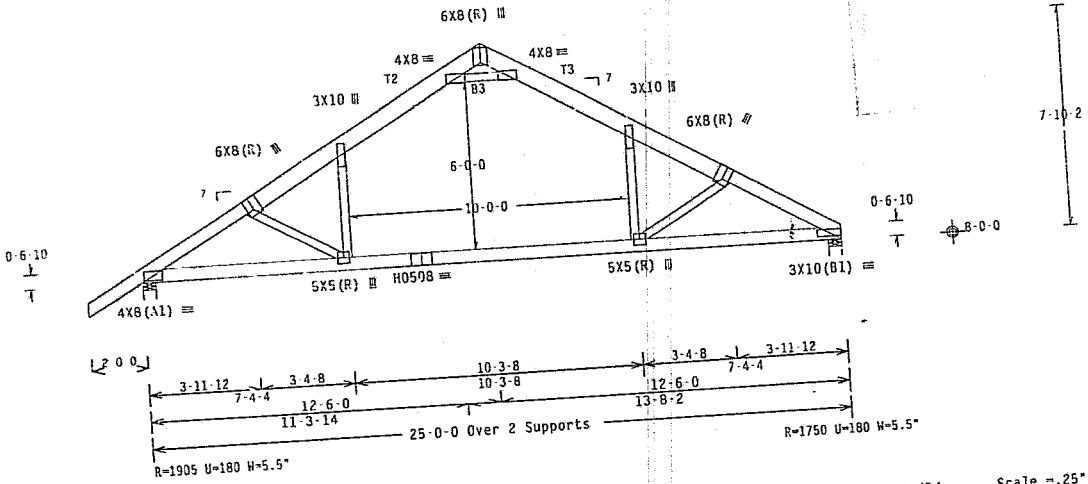

Design Crit: TPI-2002(STD)/IBC
Cg/RT=1.00(1.25)/10(0) 7.25.0411.16

QTY:4 OR/-/1/-/-/R/- Scale =.25"/Ft.

PLT TYP. 20 Gauge HS.Wave

Truss Components of Oregon (503)357-7
825 North 4 Street, Cornelius OR

ALPINE

Alpine Engineered Products, Inc.
Sacramento, Ca 95828

WARNING REQUIRED READING FOR COMPANY SAFETY INFORMATION. PROVIDED BY TPI (TRUSS PLATE INSTITUTE, 583 D'ONOFRIO DR., SUITE 202, MADISON, WI 53719) AND WTCA (WOOD TRUSS COUNCIL OF AMERICA, 6300 ENTERPRISE LN., MADISON, WI 53719) FOR SAFETY PRACTICES RELATED TO PERFORMING THESE FUNCTIONS. UNLESS OTHERWISE INDICATED, TOP CHORD SHALL HAVE PROPERLY ATTACHED STRUCTURAL PANELS AND BOTTOM CHORD SHALL HAVE A PROPERLY ATTACHED RIGID CEILING.

IMPORTANT FURNISH A COPY OF THIS DESIGN TO THE INSTALLATION CONTRACTOR. ALPINE ENGINEERED PRODUCTS, INC. SHALL NOT BE RESPONSIBLE FOR ANY DEVIATION FROM THIS DESIGN. ANY FAILURE TO BUILD THE TRUSS IN CONFORMANCE WITH TPI/WTCA DSB-89 AND BCSI-1-03 MAY RESULT IN PERSONAL INJURY AND PROPERTY DAMAGE. ALPINE DESIGN CONFORMS WITH APPLICABLE PORTIONS OF NDS (NATIONAL DESIGN SPEC. BY AF&PA) AND TPI. APPLY CONNECTOR PLATES ONLY TO SHOWN SIDE. UNLESS OTHERWISE INDICATED, PLATES TO BE ASTM A653 GRADE A60 (33 KSI) GALV. STEEL. A SEAL ON THIS DRAWING INDICATES ACCEPTANCE OF PROFESSIONAL ENGINEERING RESPONSIBILITY SOLELY FOR THE TRUSS COMPONENT DESIGN SHOWN. THE SUITABILITY AND USE OF THIS COMPONENT FOR ANY BUILDING IS THE RESPONSIBILITY OF THE BUILDING DESIGNER PER ANSI/TPI 1 SEC. 2.

REGISTERED PROFESSIONAL ENGINEER 19575-PE OREGON JAN. 20, 1995 GAROLD W. HEAL

Renewal 6/30/2007

TC LL	25.0 PSF	REF	R7175- 27430
TC DL	7.0 PSF	DATE	09/25/06
BC DL	10.0 PSF	DRW	CAUSR7175 06268043
BC LL	0.0 PSF	CA-ENG	TSB/GWH
TOT.LD.	42.0 PSF	SEQN-	106273
DUR.FAC.	1.15	FROM	RO
SPACING	24.0"	JREF	1T0U7175Z07

THIS DWG PREPARED FROM COMPUTER INPUT (LOADS & DIMENSIONS) SUBMITTED BY TRUSS MFR.

(0906007 Job:0906007 /GREEN HAMMER KIRALY RES - SW KANAN ST PORTLAND, OR - B)

Top chord 2x6 HF #2
Bot chord 2x4 DF-L #1&Bet.(g)
Webs 2x4 HF Std/Stud

Connectors in green lumber (g) designed using NDS/TPI reduction factors.

In lieu of rigid ceiling use purlins to brace BC @ 24" OC.

Deflection meets L/240 live and L/180 total load.

90 mph wind, 15.00 ft mean hgt, ASCE 7-02, CLOSED bldg, not located within 4.50 ft from roof edge, CAT II, EXP C, wind TC DL=4.2 psf, wind BC DL=5.0 psf.

Calculated horizontal deflection is 0.15" due to live load and 0.11" due to dead load.

Truss design per IBC sect. 2306.1. 10.00 psf non-concurrent bottom chord live load applied per ANSI/TPI 1.

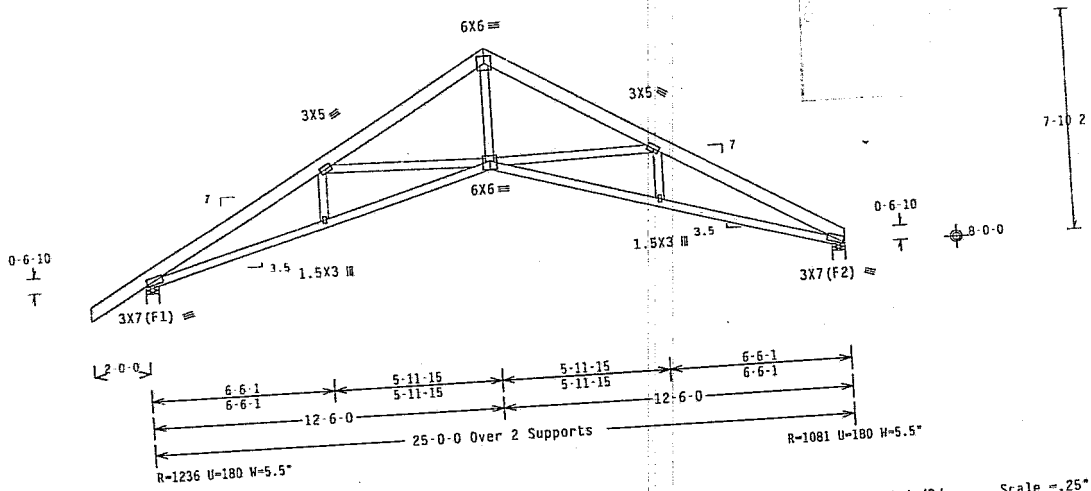

Design Crit: TPI-2002(STD)/IBC
Cq/RT=1.00(1.25)/10(0) 7.25.0411.16

QTY:5 OR/-/1/-/-/R/- Scale =.25"/Ft.

PLT TYP. Wave

Truss Components of Oregon (503)357-
825 North 4 Street, Cornelius OR

ALPINE

Alpine Engineered Products, Inc.
Sacramento, Ca 95828

WARNING BRACING REQUIRED LIFETIME CARE IN FABRICATION, HANDLING, SHIPPING, INSTALLING AND BRACING. ALPINE ENGINEERED PRODUCTS, INC. SHALL NOT BE RESPONSIBLE FOR ANY DEVIATION FROM THIS DESIGN. ANY FAILURE TO BUILD THE TRUSS IN CONFORMANCE WITH TPI: CO FABRICATORS, HANDLING, SHIPPING, INSTALLING & BRACING OF TRUSSES. DESIGN CONFORMS WITH APPLICABLE PROVISIONS OF NDS (NATIONAL DESIGN SPEC. BY AF&PA) AND TPI. APPLY COMMERCIAL PLATES ARE MADE OF 20/18GA (W.M.S.M) ASTM A653 GRADE 40/40 (W. 4/M.S) GALV. STEEL. A SEAL ON THIS PLATES TO EACH FACE OF TRUSS AND, UNLESS MISTAKEN LOCATED ON THIS DESIGN, POSITION PER DRAWINGS 1806 E. ANY INSPECTION OF PLATES FOLLOWED BY (F) SHALL BE PER ANNEX A3 OF TPI: 2002 SEC 3. ENGINEERING RESPONSIBILITY SOLELY FOR THE TRUSS COMPONENT DRAWING INDICATES. ACCEPTANCE OF PROFESSIONAL ENGINEERING RESPONSIBILITY SOLELY FOR THE TRUSS COMPONENT DESIGN SHOWN. THE SUITABILITY AND USE OF THIS COMPONENT FOR ANY BUILDING IS THE RESPONSIBILITY OF THE BUILDING DESIGNER PER ANSI/TPI 1 SEC. 2.

REGISTERED PROFESSIONAL ENGINEER 19575 PE OREGON JUN. 20, 1998 GAROLD W. HEAL

TC LL	25.0 PSF	REF	R7175- 27431
TC DL	7.0 PSF	DATE	09/25/06
BC DL	10.0 PSF	DRW	CAUSR7175 06260030
BC LL	0.0 PSF		CA-ENG TSB/GWH *
TOT.LD.	42.0 PSF	SEQN	41187
DUR.FAC.	1.15	FROM	RO
SPACING	24.0"	GREF	1TOU7175Z07

THIS DWG PREPARED FROM COMPUTER INPUT (LOADS & DIMENSIONS) SUBMITTED BY TRUSS MFR.

(0906007 Job:0906007 /GREEN HAMMER KIRALY RES SW KANAN ST PORTLAND, OR - C)

Top chord 2x6 HF #2
Bot chord 2x4 HF #2 :B2 2x4 DF-L #1&Bet.(g):
Webs 2x4 HF Std/Stud :W2, W3 2x4 HF #2:

Connectors in green number (g) designed using NDS/TPI reduction factors.

Truss design per IBC sect. 2306.1. 10.00 psf non-concurrent bottom chord live load applied per ANSI/TPI 1.

90 mph wind, 15.00 ft mean hgt, ASCE 7-02, CLOSED bldg, not located within 4.50 ft from roof edge, CAT II, Exp C, wind TC DL=4.2 psf, wind BC DL=5.0 psf.

In lieu of rigid ceiling use purlins to brace BC @ 24" OC.

Deflection meets L/240 live and L/180 total load.

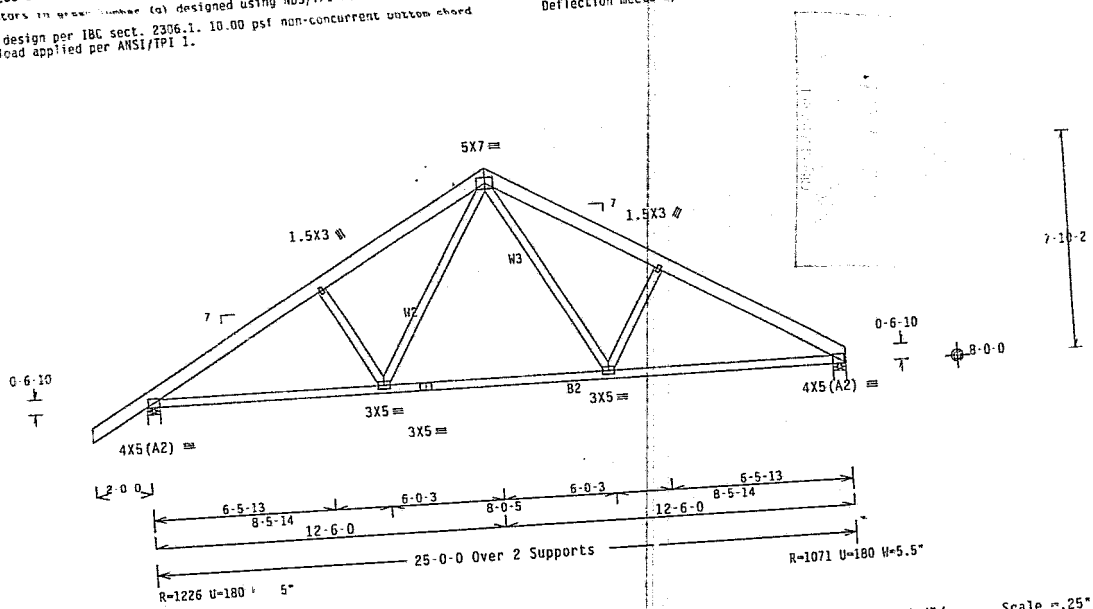

Design Crit: TPI-2002(STD)/IBC
Cq/RT=1.00(1.25)/10(0) 7.25.0411.1

QTY:3 OR/-/1/-/-/8/-

PLT TYP. Wave

Truss Components of Oregon (503)157-1
825 North 4 Street, Cornelius OR

ALPINE

Alpine Engineered Products, Inc.
Sacramento, Ca 95828

WARNING** TRUSSES REQUIRE EXTREME CARE IN FABRICATION, HANDLING, SHIPPING, INSTALLING AND BRACING. REFER TO BCSI 1-03 (BUILDING COMPONENT SAFETY INFORMATION), PUBLISHED BY TPI (TRUSS PLATE INSTITUTE, 583 D'ONOFRIO DR., STE 200, MADISON, WI 53719) AND WTCA (WOOD TRUSS COUNCIL OF AMERICA, 6300 ENTERPRISE LN, MADISON, WI 53719) FOR SAFETY PRACTICES PRIOR TO PERFORMING THESE FUNCTIONS. UNLESS OTHERWISE INDICATED, TOP CHORD SHALL HAVE PURLINS ATTACHED STRUCTURAL PANELS AND BOTTOM CHORD SHALL HAVE A PROPERLY ATTACHED RIGID CEILING.

IMPORTANT PURCHASE A COPY OF THIS DESIGN TO INC. INSTALLATION DIAGRAM. ALPINE ENGINEERED PRODUCTS, INC. SHALL NOT BE RESPONSIBLE FOR ANY DEVIATION FROM THIS DESIGN. ANY FAILURE TO BUILD THE TRUSS IN CONFORMANCE WITH THE DESIGN SPEC. OR FABRICATING, HANDLING, SHIPPING, INSTALLING & BRACING OF TRUSSES. ALPINE DESIGN CONFORMS WITH APPLICABLE PROVISIONS OF NDS (NATIONAL DESIGN SPEC. BY AF&PA) AND THE CONNECTOR PLATES ARE MADE OF 20/18/16GA (IN MISC) ASTM A653 GRADE 40/60 (N, 40N/S) GALV. STEEL. SAMPLE PLATES TO EACH FACE OF TRUSS AND, UNLESS OTHERWISE INDICATED ON THIS DESIGN. DESIGN PER DRAWINGS 1804.2. ANY INSPECTION OF PLATES FOLLOWED BY CFS SHALL BE PER ANNEX A3 OF TPI1 2002 SEC.3. A SEAL ON THIS DRAWING INDICATES ACCEPTANCE OF PROFESSIONAL ENGINEERING RESPONSIBILITY SOLELY FOR THE TRUSS COMPONENT DESIGN SHOWN. THE SUITABILITY AND USE OF THIS COMPONENT FOR ANY BUILDING IS THE RESPONSIBILITY OF THE BUILDING DESIGNER PER ANSI/TPI 1 SEC. 2.

REGISTERED PROFESSIONAL ENGINEER 19575 PE OREGON JAN. 20, 1998 GAROLD W. HEIL

Renewal 6/30/2007

TC LL	25.0 PSF	Scale =.25"/Ft.
TC DL	7.0 PSF	REF R7175- 27432
BC DL	10.0 PSF	DATE 09/25/06
BC LL	0.0 PSF	DRW CAUSR7175 06268031
TOT.LD.	42.0 PSF	CA-ENG TSB/GWH *
DUR.FAC.	1.15	SEQN 41191
SPACING	24.0"	FROM RO
		JREF- 1T0U7175Z07

THIS DWG PREPARED FROM COMPUTER INPUT (LOADS & DIMENSIONS) SUBMITTED BY TRUSS MFR.

(0906007 Job:0906007 /GREEN HAMMER KIRALY RES -- SW KANAN ST PORTLAND, OR - C2)

Top chord 2x6 HF #2
Bot chord 2x4 HF #2 :B2 2x4 DF-L #1&Bet.(g):
Webs 2x4 HF Std/Stud :H2. W3 2x4 HF #2:

Connectors in green lumber (g) designed using NDS/TPI reduction factors.

Truss design per IBC sect. 2306.1. 10.00 psf non-concurrent bottom chord live load applied per ANSI/TPI 1.

90 mph wind, 15.00 ft mean hgt, ASCE 7-02, CLOSED bldg, Located anywhere in roof, CAT II, EXP C, wind TC DL=4.2 psf, wind BC DL=5.0 psf.

In lieu of rigid ceiling use purlins to brace BC @ 24" OC.

Deflection meets L/240 live and L/180 total load.

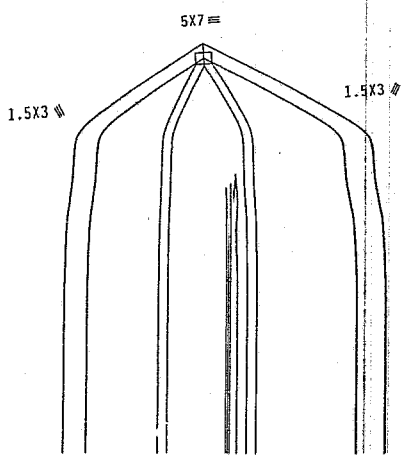



(0906007 Job:0906007 /GREEN HAMMER KIRALY RFS -- SW KANAN ST PORTLAND, OR - C2)

THIS DWG PREPARED FROM COMPUTER INPUT (LOADS & DIMENSIONS) SUBMITTED BY TRUSS MFR.

Top chord 2x6 HF #2
Bot chord 2x4 HF #2 :B2 2x4 DF-L #1&Bet.(g):
Webs 2x4 HF Std/Stud :W2, W3 2x4 HF #2:

Connectors in green lumber (g) designed using NDS/TPI reduction factors.

Truss design per IBC sect. 2306.1. 10.00 psf non-concurrent bottom chord live load applied per ANSI/TPI 1.

90 mph wind, 15.00 ft mean hgt. ASCE 7-02. CLOSED bldg. Located anywhere in roof. CAT II. EXP C. wind TC DL=4.2 psf. wind BC DL=5.0 psf.

In lieu of rigid ceiling use purlins to brace BC @ 24" OC.

Deflection meets L/240 live and L/180 total load.

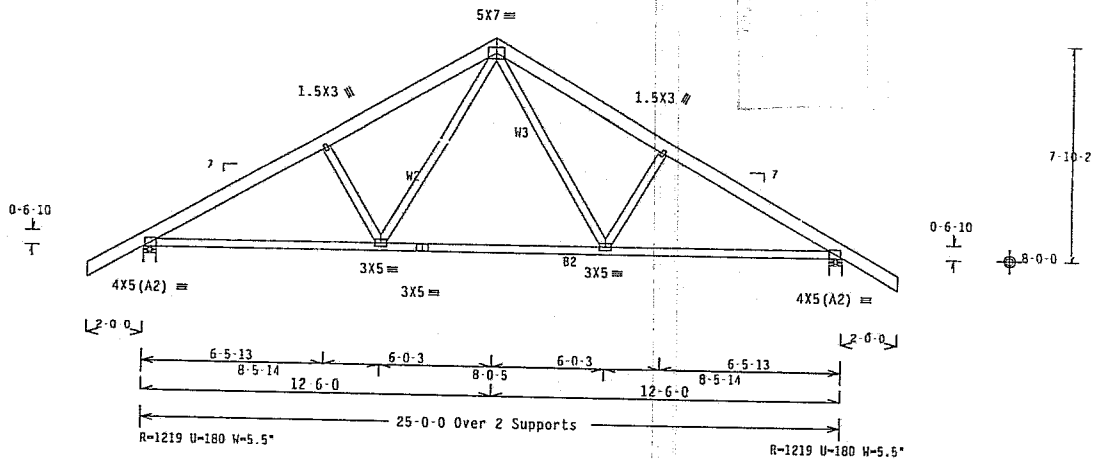

PLT TYP. Wave

Design Crit: TPI-2002(STD)/IBC
Cg/RT=1.00(1.25)/10(0) 7.25.0411.16

QTY:2 OR/-/1/-/-/R/- Scale =.25"/Ft.

Truss Components of Oregon (503)357-7125
825 North 4 Street, Cornelius OR

ALPINE

Alpine Engineered Products, Inc.
Sacramento, Ca 95828

WARNING TRUSSES REQUIRE EXTREME CARE IN FABRICATION, HANDLING, SHIPPING, INSTALLING AND BRACING. REFER TO BCSI 1-03 BUILDING COMPONENT SAFETY INFORMATION, PUBLISHED BY THE TRUSS PLATE INSTITUTE, 583 D'ONOFRIO DR., SUITE 201, MADISON, WI 53719, AND WTCA (WOOD TRUSS COUNCIL OF AMERICA, 6330 ENTERPRISE LN, TOP CHORD SHALL BE RIGID FOR SAFETY PRACTICES DURING THE FOLLOWING TASKS FUNCTIONS UNLESS OTHERWISE INDICATED. RIGID CEILING.

IMPORTANT FURNISH A COPY OF THIS DESIGN TO THE INSTALLATION CONTRACTOR. ALPINE ENGINEERED PRODUCTS, INC. SHALL NOT BE RESPONSIBLE FOR ANY DEVIATION FROM THIS DESIGN; ANY FAILURE TO BUILD THE TRUSS IN CONFORMANCE WITH THIS DESIGN, FOR FABRICATING, HANDLING, SHIPPING, INSTALLING & BRACING OF TRUSSES. DESIGN CONFORMS WITH APPLICABLE PROVISIONS OF NDS (NATIONAL DESIGN SPEC. BY AF&PA) AND TPI. CONNECTOR PLATES ARE MADE OF 20/18/16GA (H/S/M) A5 M A653 GRADE 40/60 (H M/S) GALV. STEEL. APPLY PLATES TO EACH FACE OF TRUSS AND, UNLESS OTHERWISE LOCATED ON THIS DESIGN, PRESSION PER DRAWINGS 100A-2. AND INSPECTION OF PLATES FOLLOWED BY ITS SHALL BE PER ANSI/TPI 1-2002 SEC. 3. DRAWING INDICATES ACCEPTANCE OF PROFESSIONAL ENGINEERING RESPONSIBILITY. A SEAL ON THIS DESIGN SHOWN INC SUITABILITY AND USE OF THIS COMPONENT FOR ANY BUILDING IS THE RESPONSIBILITY OF THE BUILDING DESIGNER PER ANSI/TPI 1 SEC. 2.

REGISTERED PROFESSIONAL ENGINEER
19577 PE
Sep 25 '06
OREGON
JAN. 20, 1998
GAROLD W. HEAL
Personal Signature

TC LL	25.0 PSF	REF	R7175- 27433
TC DL	7.0 PSF	DATE	09/25/06
BC DL	10.0 PSF	DRW	CAUSR7175 05268032
BC LL	0.0 PSF	CA-ENG	TSB/GWH *
TOT.LD.	42.0 PSF	SEQN-	41195
DUR.FAC.	1.15	FROM	RO
SPACING	24.0"	JREF-	1T0U7175Z07

(0906007 Job:0906007 /GREEN HAMMER KIRALY RES -- SW KANAN ST PORTLAND, OR - GE)

THIS DWG PREPARED FROM COMPUTER INPUT (LOADS & DIMENSIONS) SUBMITTED BY TRUSS MFR.

Top chord 2x6 HF #2
Bot chord 2x4 HF #2 :B2 2x4 DF-L #1&Bet.(g):
Webs 2x4 HF Std/Stud

Connectors in greer lumber (g) designed using NDS/TPI reduction factors.

See DWGS A10015EE0405, GBLLETIN0405, & GBLBRSTD0405 for more requirements.

Truss design per IBC sect. 2306.1. 10.00 psf non-concurrent bottom chord live load applied per ANSI/TPI 1.

90 mph wind, 15.00 ft mean hgt, ASCE 7-02, CLOSED bldg, Located anywhere in roof, CAT II, EXP C, wind TC DL=4.2 psf, wind BC DL=5.0 psf.

In lieu of rigid ceiling use purlins to brace BC @ 24" OC.

Deflection meets L/240 live and L/180 total load.

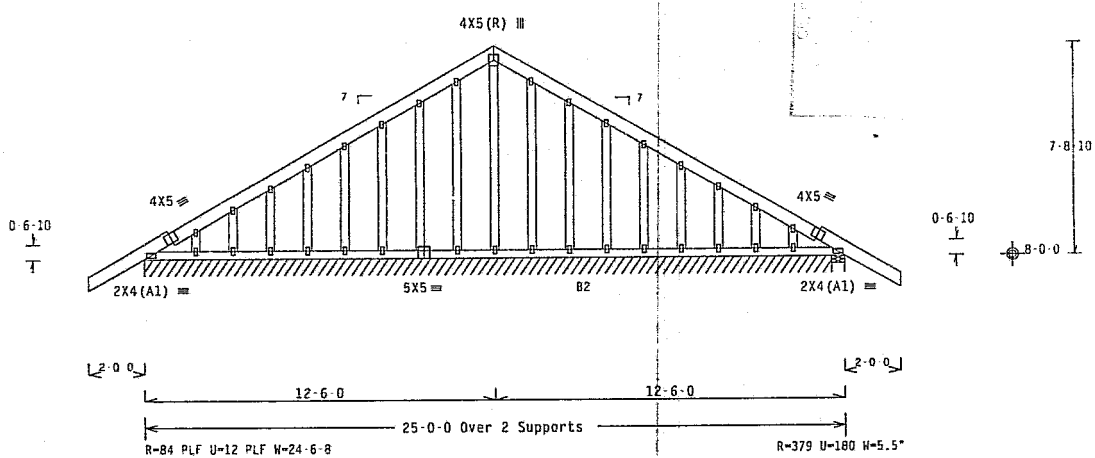

Note: All Plates Are 1.5X3 Except As Shown.

Design Crit: TPI-2002(STD)/IBC

PLT TYP. Wave Cq/RT=1.00(1.25)/10(0) 7.25.0411.16 QTY:2 OR/-/1/-/-/R/- Scale =.25"/Ft.

Truss Components of Oregon (503)357-7
825 North 4 Street, Cornelius OR

ALPINE

Alpine Engineered Products, Inc.
Sacramento, Ca 95828

WARNING** TRUSSES REQUIRE EXTREME CARE IN FABRICATION, HANDLING, SHIPPING, INSTALLING AND BRACING. REFER TO BCSI 1-03 "BUILDING COMPONENT SAFETY INFORMATION", PUBLISHED BY TPI (TRUSS PLATE INSTITUTE, 583 D'ONOFRIO DR., SUITE 200, MADISON, WI 53719) AND WTCA (WOOD TRUSS COUNCIL OF AMERICA, 6300 ENTERPRISE LN, MADISON, WI 53719) FOR SAFETY PRACTICES DURING THE PERFORMING THESE FUNCTIONS. UNLESS OTHERWISE INDICATED, TOP CHORD SHALL HAVE PROPERLY ATTACHED STRUCTURAL PANELS AND BOTTOM CHORD SHALL HAVE A PROPERLY ATTACHED RIGID CEILING.

IMPORTANT FURNISH A COPY OF THIS DESIGN TO THE INSTALLATION CONTRACTOR. ALPINE ENGINEERED PRODUCTS, INC. SHALL NOT BE RESPONSIBLE FOR ANY DEVIATION FROM THIS DESIGN. ANY FAILURE TO BUILD THE TRUSS IN CONFORMANCE WITH THIS, OR FABRICATING, HANDLING, SHIPPING, INSTALLING & BRACING OF TRUSSES, DESIGN CONFORMS WITH APPLICABLE PROVISIONS OF NDS (NATIONAL DESIGN SPEC. BY AF&PA) AND TPI. ALPINE CONNECTOR PLATES ARE MADE OF COMMERCIAL (M,H,S,N) ASTM A653 GRADE 40/60 (K, K,M,S) GALV. STEEL. APPLY PLATES TO EACH FACE OF TRUSS AND, UNLESS OTHERWISE LOCATED ON THIS DESIGN, POSITION PER DRAWINGS (ROA.2) AND INSPECTION OF PLATES PLACED BY (E) SHALL BE PER ANSI AS OF 2003-2002 SEC.3. A SEAL ON THIS DRAWING INDICATES ACCEPTANCE OF PROFESSIONAL ENGINEERING RESPONSIBILITY SOLELY FOR THE TRUSS COMPONENT DESIGN SHOWN. THE SUITABILITY AND USE OF THIS COMPONENT FOR ANY BUILDING IS THE RESPONSIBILITY OF THE BUILDING DESIGNER PER ANSI/TPI 1 SEC. 2.

REGISTERED PROFESSIONAL ENGINEER 19575 PE OREGON JAN. 20, 1998 GAROLD W. HEAL
Renewal 6/30/2007

TC LL	25.0 PSF	REF R7175- 27434
TC DL	7.0 PSF	DATE 09/25/06
BC DL	10.0 PSF	DRW CAUSR7175 06268033
BC LL	0.0 PSF	CA-ENG TSB/GWH
TOT.LD.	42.0 PSF	SEQN- 41209
DUR.FAC.	1.15	FROM RO
SPACING	24.0"	JREF- 1T0U7175Z07

THIS DWG PREPARED FROM COMPUTER INPUT (LOADS & DIMENSIONS) SUBMITTED BY TRUSS MFR.

(0906007-Job:0906007 /GREEN HAMMER- KIRALY RES -- SW KANAN ST PORTLAND, OR - GRD)

Top chord 2x6 HF #2
Bot chord 2x6 HF #2
Webs 2x4 HF Std/Stud

90 mph wind. 15.00 ft mean hgt. ASCE 7-02. CLOSED bldg. Located anywhere in roof. CAT II. EXP C. wind TC DL=4.2 psf. wind BC DL=5.0 psf.

In lieu of structural panels or rigid ceiling use purlins to brace all flat TC @ 24" OC. all BC @ 24" OC.

Truss design per IBC sect. 2306.1. 10.00 psf non-concurrent bottom chord live load applied per ANSI/TPI 1.

ADDITIONAL LOADS PER TRUSS FABRICATOR
TC - 286 LB Conc. Load at 6.00, 12.00
TC - 166 LB Conc. Load at 8.00, 10.00
BC - 94 LB Conc. Load at 2.00, 16.00
BC - 96 LB Conc. Load at 4.00, 14.00
BC - 102 LB Conc. Load at 6.00, 8.00, 10.00, 12.00

Deflection meets L/240 live and L/180 total load.

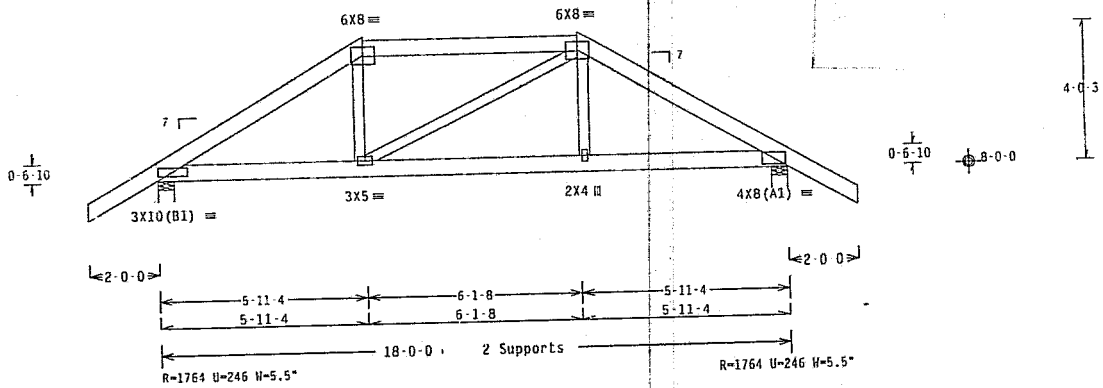

Design Crit: TPI-2002(STD)/IBC
Cq/RT=1.00(1.25)/10(0) 7.25.0411.16 QT/:1 OR/-/1/-/-/R/- Scale =.3125"/Ft.

PLT TYP. Wave

Truss Components of Oregon (503)357-
825 North 4 Street, Cornelius OR

ALPINE
Alpine Engineered Products, Inc
Sacramento, Ca 95828

WARNING TRUSSES REQUIRE EXTREME CARE IN FABRICATION, HANDLING, SHIPPING, INSTALLING AND BRACING. REFER TO BCSI 1-03 (BUILDING COMPONENT SAFETY INFORMATION), PUBLISHED BY TPI (TRUSS PLATE INSTITUTE, 583 D'ONOFRIO DR., SUITE 200, MADISON, WI 53719) AND WTCA (WOOD TRUSS COUNCIL OF AMERICA, 6904 ELMSPRIDGE LN. MADISON, WI 53719) FOR SAFETY PRACTICES WHEN IN PERFORMING THESE FUNCTIONS. UNLESS OTHERWISE INDICATED, TOP CHORD SHALL HAVE PROPERLY ATTACHED STRUCTURAL PANELS AND BOTTOM CHORD SHALL HAVE A PROPERLY ATTACHED RIGID CEILING

IMPORTANT FURNISH A COPY OF THIS DESIGN TO THE INSTALLATION CONTRACTOR. ALPINE ENGINEERED PRODUCTS, INC. SHALL NOT BE RESPONSIBLE FOR ANY DEVIATION FROM THIS DESIGN. ANY FAILURE TO BUILD THE TRUSS IN CONFORMANCE WITH TPI: 1-03 FABRICATING, HANDLING, SHIPPING, INSTALLING & BRACING OF TRUSSES, ALPINE DESIGN CONFORMS WITH APPLICABLE PROVISIONS OF NDS (NATIONAL DESIGN SPEC. BY AF&PA) AND TPI. APPLY CONNECTOR PLATES ARE MADE OF 20-18/18SA (M.M.S/R) ASTM A653 GRADE 40/40 (M. M/M.S) GALV. STEEL. APPLY PLATES TO EACH FACE OF TRUSS AND, UNLESS OTHERWISE LOCATED ON THIS DESIGN, POSITION PER DRAWINGS 1604-2. ANY INSPECTION OF PLANS PROVIDED BY ITS TRUSS BC PER ANSI 63 OF TPI1-2002 SEC 3. A SEAL ON THIS DRAWING INDICATES ACCEPTANCE OF PROFESSIONAL ENGINEERING RESPONSIBILITY SOLELY FOR THE TRUSS COMPONENT DESIGN SHOWN. THE SUITABILITY AND USE OF THIS COMPONENT FOR ANY BUILDING IS THE RESPONSIBILITY OF THE BUILDING DESIGNER PER ANSI/TPI 1 SEC 2

REGISTERED PROFESSIONAL ENGINEER 19575 PE OREGON JAN. 20, 1998 CAROLD W. HEAD
Renewal 6/30/2007

TC LL	25.0 PSF	REF R7175- 27435
TC DL	7.0 PSF	DATE 09/25/06
BC DL	10.0 PSF	DRW CAUSR7175 06268034
BC LL	0.0 PSF	CA-ENG TSB/GWH
TOT.LD.	42.0 PSF	SEQN- 41241
DUR.FAC.	1.15	FROM RO
SPACING	24.0"	JREF- 1T0U7175Z07

THIS DWG PREPARED FROM COMPUTER INPUT (LOADS & DIMENSIONS) SUBMITTED BY TRUSS MFR.

(0906007 Job:0906007 /GREEN HAMMER KIRALY RES -- SW KANAN ST PORTLAND, OR - X)

Top chord 2x6 HF #2
Bot chord 2x4 HF #2
Webs 2x4 HF Std/Stud

In lieu of rigid ceiling use purlins to brace BC @ 24" OC.

Truss design per IBC sect. 2306.1. 10.00 psf non-concurrent bottom chord live load applied per ANSI/TPI 1.

90 mph wind, 15.00 ft mean hgt, ASCE 7-02, CLOSED bldg, not located within 4.50 ft from roof edge, CAT II, EXP C, wind TC DL=4.2 psf, wind BC DL=5.0 psf.

Right end vertical not exposed to wind pressure.

Deflection meets L/240 live and L/180 total load.

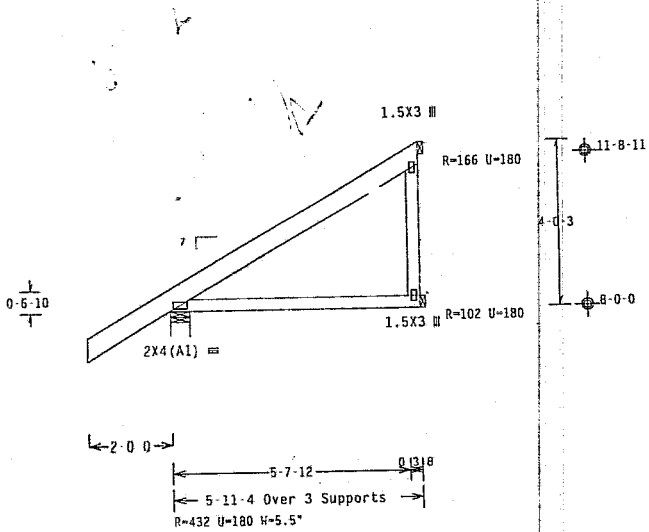

Design Crit: TPI-2002(STD)/IBC
Cq/RT=1.00(1.25)/10(0) 7.25.0411.16

QTY:4 OR/-/1/-/-/R/- Scale =.375"/Ft.

PLT TYP. Wave

Truss Components of Oregon (503)357-2
825 North 4 Street, Cornelius OR

ALPINE

Alpine Engineered Products, Inc.
Sacramento, Ca 95828

WARNING** TRUSSES REQUIRE EXTREME CARE IN FABRICATION, HANDLING, SHIPPING, INSTALLING AND BRACING. REFER TO BCSI 1 FOR BUILDING COMPONENT SAFETY INFORMATION, PUBLISHED BY THE TRUSS PLATE INSTITUTE, 583 D'ONOFRIO DR., SUITE 200, MADISON, WI 53719 AND WTCA (WOOD TRUSS COUNCIL OF AMERICA, 6300 ENTERPRISE LN, MADISON, WI 53719) FOR SAFETY PRACTICES PRIOR TO PERFORMING THESE FUNCTIONS. UNLESS OTHERWISE INDICATED, TOP CHORD SHALL HAVE PROPERLY ATTACHED STRUCTURAL PANELS AND BOTTOM CHORD SHALL HAVE A PROPERLY ATTACHED RIGID CEILING

IMPORTANT FURNISH A COPY OF THIS DESIGN TO THE INSTALLATION CONTRACTOR. ALPINE ENGINEERED PRODUCTS, INC. SHALL NOT BE RESPONSIBLE FOR ANY DEVIATION FROM THIS DESIGN. ANY FAILURE TO BUILD THE TRUSS IN CONFORMANCE WITH THE ANSI/TPI 1 FOR FABRICATING, HANDLING, SHIPPING, INSTALLING & BRACING OF TRUSSES, DESIGN CONFORMS WITH APPLICABLE DIMENSIONS OF NDS NATIONAL DESIGN SPEC. BY AF&PA AND TPI. ALPINE ENGINEERED PRODUCTS ARE MADE OF 20G(18GSG) (W/P/S/4) ASTM A653 GRADE 40/40 (W/R/S) GALV. STEEL. APPLY CONNECTOR PLATES ON EACH FACE OF TRUSS AND, UNLESS OTHERWISE LOCATED ON THIS DESIGN, POSITION PER DRAWINGS SEQN. Z. ANY INSPECTION OF PLANS PROVIDED BY US SHALL BE PER RANGE AS OF TPI1-2002 SEC.3. A SEAL ON THIS DRAWING INDICATES ACCEPTANCE OF PROFESSIONAL ENGINEERING RESPONSIBILITY SOLELY FOR THE TRUSS COMPONENT DESIGN SHOWN. THE SUITABILITY AND USE OF THIS COMPONENT FOR ANY BUILDING IS THE RESPONSIBILITY OF THE BUILDING DESIGNER PER ANSI/TPI 1 SEC. 2.

REGISTERED PROFESSIONAL ENGINEER 19575 PE OREGON JAN. 20, 1998 CAROLD W. HEAL

Renewal 6/30/2007

TC LL	25.0 PSF	REF	R7175- 27436
TC DL	7.0 PSF	DATE	09/25/06
BC DL	10.0 PSF	DRW	CAUSR7175 06268035
BC LL	0.0 PSF	CA-ENG	TSB/GWH *
TOT.LD.	42.0 PSF	SEQN-	41212
DUR.FAC.	1.15	FROM	RO
SPACING	24.0"	JREF-	1T0U7175Z07

THIS DWG PREPARED FROM COMPUTER INPUT (LOADS & DIMENSIONS) SUBMITTED BY TRUSS MFR.

(0906007 Job:0906007 /GREEN HAMMER KIRALY RES SW KANAN ST PORTLAND, OR EJ1)

Top chord 2x6 HF #2
Bot chord 2x4 HF #2

In lieu of rigid ceiling use purlins to brace BC @ 24" OC.

Deflection meets L/240 live and L/180 total load.

90 mph wind, 15.00 ft mean hgt, ASCE 7-02, CLOSED bldg, not located within 4.50 ft from roof edge, CAT II, EXP C, wind TC DL=4.2 psf, wind BC DL=5.0 psf.

Truss design per IBC sect. 2306.1. 10.00 psf non-concurrent bottom chord live load applied per ANSI/TPI 1.

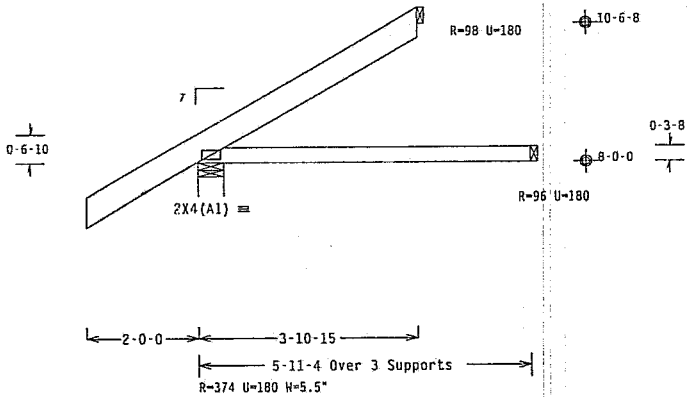

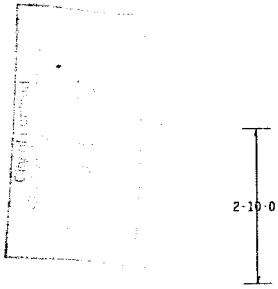

Design Crit: TPI-2002(STD)/IBC
Cq/RT=1.00(1.25)/10(0) 7.25.0411.15

PLT TYP. Wave

QTY:2 OR/-/1/-/-/R/-

Scale =.5"/Ft.

Truss Components of Oregon (503)357-
825 North 4 Street, Cornelius OR

ALPINE

Alpine Engineered Products, Inc.
Sacramento, Ca 95928

WARNING TRUSSES REQUIRE EXTREME CARE IN FABRICATION, HANDLING, SHIPPING, INSTALLING AND BRACING. REFER TO BCSI (BUILDING COMPONENT SAFETY INFORMATION), PUBLISHED BY TPI (TRUSS PLATE INSTITUTE, 583 D'ONOFRIO DR., SUITE 200, MADISON, WI 53719) AND WTCA (WOOD TRUSS COUNCIL OF AMERICA, 6330 ENTERPRISE LN, MADISON, WI 53719) FOR SAFETY PRACTICES PRIOR TO PERFORMING THESE FUNCTIONS. UNLESS OTHERWISE INDICATED, TOP CHORD SHALL HAVE PROPERLY ATTACHED STRUCTURAL PANELS AND BOTTOM CHORD SHALL HAVE A PROPERLY ATTACHED RIGID CEILING.

IMPORTANT TRUSSES: A COPY OF THIS DESIGN TO THE INSTALLATION CONTRACTOR. ALPINE ENGINEERED PRODUCTS, INC. SHALL NOT BE RESPONSIBLE FOR ANY DEVIATION FROM THIS DESIGN. ANY FAILURE TO BUILD THE TRUSS IN CONFORMANCE WITH TPI; OR FABRICATING, HANDLING, SHIPPING, INSTALLING & BRACING OF TRUSSES. DESIGN CONFORMS WITH APPLICABLE PROVISIONS OF NDS (NATIONAL DESIGN SPEC. BY AF&PA) AND TPI. ALPINE CONNECTOR PLATES ARE MADE OF 20/18/16GA (W/S/N) ASTM A653 GRADE 40/60 (W/S/N) GALV. STEEL. APPLY PLATES TO EACH FACE OF TRUSS AND, UNLESS OTHERWISE LOCATED ON THIS DESIGN, POSITION PER DRAWINGS 100A-2. ANY INSPECTION OF PLATES FOLLOWED BY (1) SHALL BE PER ANSI A.S OF TPI1-2002 SEC.2. A SEAL ON THIS DRAWING INDICATES ACCEPTANCE OF PROFESSIONAL ENGINEERING RESPONSIBILITY SOLELY FOR THE TRUSS COMPONENT DESIGN SHOWN. THE SUITABILITY AND USE OF THIS COMPONENT FOR ANY BUILDING IS THE RESPONSIBILITY OF THE BUILDING DESIGNER PER ANSI/TPI 1 SEC. 2.

REGISTERED PROFESSIONAL ENGINEER 19575 PE OREGON JAN. 20, 1998 GAROLD W. HEALY
Renewal 6/30/2007

TC LL	25.0 PSF	REF	R7175- 27A37
TC DL	7.0 PSF	DATE	09/25/06
BC DL	10.0 PSF	DRW	CAUSR7175 06268036
BC LL	0.0 PSF	CA-ENG	TSB/GWH
TOT.LD.	42.0 PSF	SEQN-	41217
DUR.FAC.	1.15	FROM	RO
SPACING	24.0"	JREF-	1T0U7175Z07

THIS DWG PREPARED FROM COMPUTER INPUT (LOADS & DIMENSIONS) SUBMITTED BY TRUSS MFR.

(0906007 Job:0906007 /GREEN HAMMER KIRALY RES - SW KANAN ST PORTLAND, OR - EJ2)

Top chord 2x6 HF #2
Bot chord 2x4 HF #2

90 mph wind, 15.00 ft mean hgt, ASCE 7-02, CLOSED bldg. Located anywhere in roof, CAT II, EXP C, wind TC DL=4.2 psf, wind BC DL=5.0 psf.

In lieu of rigid ceiling use purlins to brace BC @ 24" OC.

Deflection meets L/240 live and L/180 total load.

ADDITIONAL LOADS PER TRUSS FABRICATOR
BC - 48 LB Conc. Load at 2.00
BC - 31 LB Conc. Load at 4.00

Truss design per IBC sect. 2306.1. 10.00 psf non-concurrent bottom chord live load applied per ANSI/TPI 1.

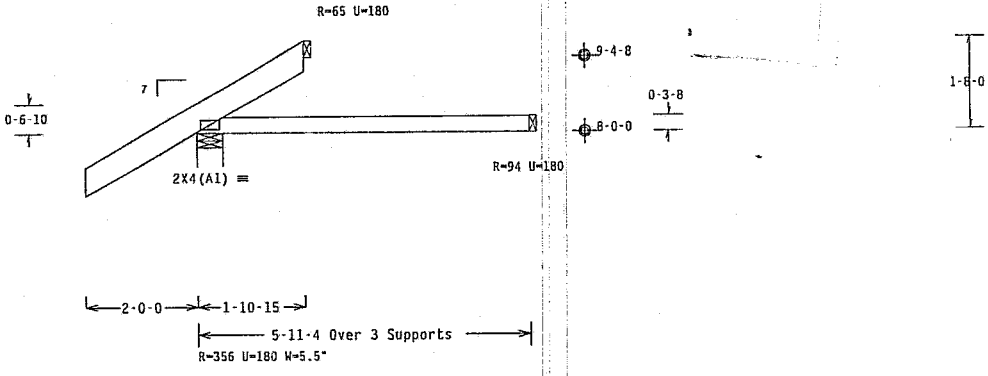

Design Crit: TPI-2002(STD)/IBC
Cq/RT=1.00(1.25)/10(0) 7.25.0411.16

PLT TYP. Wave

QTY:2 OR/-/1/-/-/R/- Scale =.5"/Ft.

Truss Components of Oregon (503)357-
825 North 4 Street, Cornelius OR

ALPINE

Alpine Engineered Products, Inc.
Sacramento, Ca 95928

WARNING TRUSSES REQUIRE EXTREME CARE IN FABRICATION, HANDLING, SHIPPING, INSTALLING AND BRACING. REFER TO BCSI 1-03 (BUILDING COMPONENT SAFETY INFORMATION), PUBLISHED BY TPI (TRUSS PLATE INSTITUTE, 583 D'ONOFRIO DR., SUITE 200, MADISON, WI 53719) AND WTCA (WOOD TRUSS COUNCIL OF AMERICA, 6300 ENTERPRISE LN, MADISON, WI 53719) FOR SAFETY PRACTICES PRIOR TO PERFORMING THESE FUNCTIONS. UNLESS OTHERWISE INDICATED, TOP CHORD SHALL HAVE PROPERLY ATTACHED STRUCTURAL PANELS AND BOTTOM CHORD SHALL HAVE A PROPERLY ATTACHED RIGID CEILING.

IMPORTANT FURNISH A COPY OF THIS DESIGN TO THE INSTALLATION CONTRACTOR. ALPINE ENGINEERED PRODUCTS, INC. SHALL NOT BE RESPONSIBLE FOR ANY DEVIATION FROM THIS DESIGN; ANY FAILURE TO BUILD THE TRUSS IN CONFORMANCE WITH TPI, OR FABRICATING, HANDLING, SHIPPING, INSTALLING & BRACING OF TRUSSES. DESIGN CONFORMS WITH APPLICABLE PROVISIONS OF NDS (NATIONAL DESIGN SPEC. BY AF&PA) AND TPI. ALPINE CONNECTOR PLATES ARE MADE OF 20(18)GSCA (G.90/G60) ASTM A653 GRADE 40/80 (X, X)M.S) GALV. STEEL. APPLY PLATES TO EACH FACE OF TRUSS AND, UNLESS OTHERWISE LOCATED ON THIS DESIGN, POSITION PER DRAWINGS IBCM 2. ANY INSPECTION OF PLATES EXCLUDED BY (X) SHALL BE PER ANSI AB OF TPI1 2002 SEC.9. A SEAL ON THIS DRAWING INDICATES ACCEPTANCE OF PROFESSIONAL ENGINEERING RESPONSIBILITY SOLELY FOR THE TRUSS COMPONENT DESIGN SHOWN. THE SUITABILITY AND USE OF THIS COMPONENT FOR ANY BUILDING IS THE RESPONSIBILITY OF THE BUILDING DESIGNER PER ANSI/TPI 1 SEC 2.

REGISTERED PROFESSIONAL ENGINEER 19575 PE OREGON JUL 20, 1998 GAROLD W. HEAL
Sep 25 '06
Renewal 6/30/2007

TC LL	25.0 PSF	REF	R7175- 27438
TC DL	7.0 PSF	DATE	09/25/06
BC DL	10.0 PSF	DRW	CAUSR7175 0C26B037
BC LL	0.0 PSF	CA-ENG	TSB/GWH
TOT.LD.	42.0 PSF	SEQN-	41233
DUR.FAC.	1.15	FROM	RO
SPACING	24.0"	JREF-	1T0U7175Z07

THIS DWG PREPARED FROM COMPUTER INPUT (LOADS & DIMENSIONS) SUBMITTED BY TRUSS MFR.

(0906007 Job:0906007 /GREEN HAMMER KIRALY RES -- SW KANAN ST PORTLAND, OR - SJ1)

Top chord 2x6 HF #2
Bot chord 2x4 HF #2

In lieu of rigid ceiling use purlins to brace BC @ 24" OC.

Deflection meets L/240 live and L/180 total load.

90 mph wind, 15.00 ft mean hgt, ASCE 7-02, CLOSED bldg. Located anywhere in roof, CAT II, EXP C, wind TC DL=4.2 psf, wind BC DL=5.0 psf.

Truss design per IBC sect. 2306.1. 10.00 psf non-concurrent bottom chord live load applied per ANSI/TPI 1.

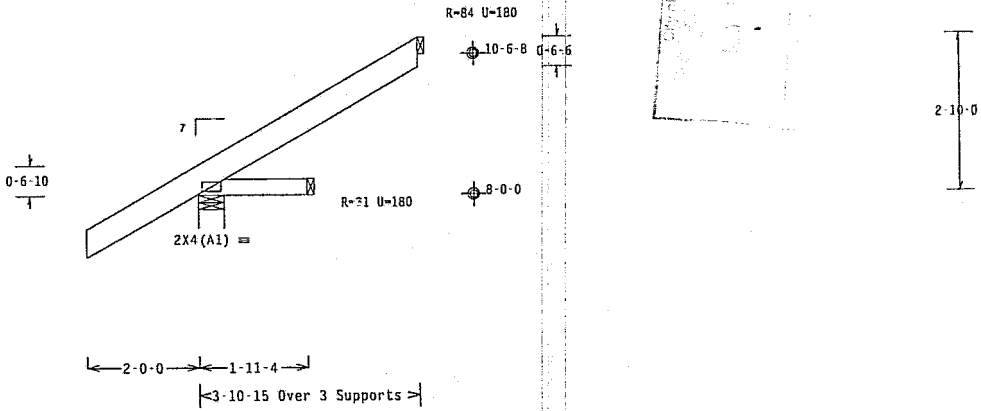

Design Crit: TPI-2002(STD)/IBC
PLT TYP. Wave Cq/RT=1.00(1.25)/10(0) 7.25.0411.16 QTY:2 OR/-/I/-/-/R/- Scale =.5"/Ft.

Truss Components of Oregon (503)357-2
825 North 4 Street, Cornelius OR

ALPINE

Alpine Engineered Products, Inc.
Sacramento, Ca 95828

WARNING TRUSSES REQUIRE EXTREME CARE IN FABRICATION, HANDLING, SHIPPING, INSTALLING AND BRACING. REFER TO BCSI 1 03 BUILDING COMPONENT SAFETY INFORMATION, PUBLISHED BY TPI (TRUSS PLATE INSTITUTE, 583 D'ONOFRIO DR., SUITE 200, MADISON, WI 53719) AND WTCA (WOOD TRUSS COUNCIL OF AMERICA, 6300 ENTERPRISE LN, MADISON, WI 53719) FOR SAFETY PRACTICES PRIOR TO PERFORMING THESE FUNCTIONS. UNLESS OTHERWISE INDICATED, TOP CHORD SHALL HAVE PROPERLY ATTACHED STRUCTURAL PANELS AND BOTTOM CHORD SHALL HAVE A PROPERLY ATTACHED RIGID CEILING.

IMPORTANT FURNISH A COPY OF THIS DESIGN TO THE INSTALLATION GENERATOR. ALPINE ENGINEERED PRODUCTS, INC. SHALL NOT BE RESPONSIBLE FOR ANY DEVIATION FROM THIS DESIGN. ANY FAILURE TO BUILD THE TRUSS IN CONFORMANCE WITH TPI 1 OR FABRICATING, HANDLING, SHIPPING, INSTALLING & BRACING OF TRUSSES. DESIGN CONFORMS WITH APPLICABLE PROVISIONS OF NDS (NATIONAL DESIGN SPEC. BY AF&PA) AND TPI. ALPINE CONNECTOR PLATES ARE MADE OF 20/18/16GA (H,N/S/M) ASTM A653 GRADE 40/50 (H, K/M,S) GALV. STEEL. APPLY PLATES TO EACH FACE OF TRUSS AND, UNLESS OTHERWISE LOCATED IN THIS DESIGN, POSITION PER DRAWINGS 16GA-Z. ANY INSPECTION OF PLATES FOLLOWED BY ITP SHALL BE PER ANNEX A3 OF TPI1 2002 SEC 3. A SEAL ON THIS DRAWING INDICATES ACCEPTANCE OF PROFESSIONAL ENGINEERING RESPONSIBILITY SOLELY FOR THE TRUSS COMPONENT DESIGN SHOWN. THE SUITABILITY AND USE OF THIS COMPONENT FOR ANY BUILDING IS THE RESPONSIBILITY OF THE BUILDING DESIGNER PER ANSI/TPI 1 SEC. 2.

REGISTERED PROFESSIONAL ENGINEER 19575 PE OREGON JAN. 20, 1998 GAROLD W. HEAL
Renewal 6/30/2002

TC LL	25.0 PSF	RCF R7175- 27439	
TC DL	7.0 PSF	DATE 09/25/06	
BC DL	10.0 PSF	DRW CAUSR7175 0626B03B	
BC LL	0.0 PSF	CA-ENG TSB/GWH	*
TOT.LD.	42.0 PSF	SEQN- 41224	
DUR.FAC.	1.15	FROM RO	
SPACING	24.0"	JREF- 1TOU7175Z07	

(0906007 Job:0906007 /GREEN HAMMER- KIRALY RES - SW KAMAN ST PORTLAND, OR - SJ2)

THIS DWG PREPARED FROM COMPUTER INPUT (LOADS & DIMENSIONS) SUBMITTED BY TRUSS MFR

Top chord 2x6 HF #2
Bot chord 2x4 HF #2
Webs 2x4 HF Std/Stud

In lieu of rigid ceiling use purlins to brace BC @ 24" OC.

Deflection meets L/240 live and L/180 total load.

90 mph wind, 15.00 ft mean hgt, ASCE 7-02, CLOSED bldg, Located anywhere in roof, CAT II, EXP C, wind TC DL=4.2 psf, wind BC DL=5.0 psf.

Truss design per IBC sect. 2306.1. 10.00 psf non-concurrent bottom chord live load applied per ANSI/TPI 1.

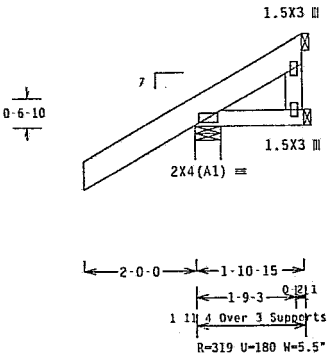



Design Crit: TPI-2002(STD)/IBC
Cq/RT=1.00(1.25)/10(0) 7.25.0411 1

PLT TYP. Wave

QTY:2 OR/-/1/-/-/R/- Scale =.5"/Ft.

Truss Components of Oregon (503)357-
825 North 4 Street, Cornelius OR

ALPINE

Alpine Engineered Products, Inc.
Sacramento, Ca 95828

WARNING TRUSSES REQUIRE EXTREME CARE IN FABRICATION, HANDLING, SHIPPING, INSTALLING AND BRACING. REFER TO BCSI 1-03 BUILDING COMPONENT SAFETY INFORMATION, PUBLISHED BY TPI (TRUSS PLATE INSTITUTE, 583 D'ONOFRIO DR., SUITE 200, MADISON, WI 53719) AND WTCA (WOOD TRUSS COUNCIL OF AMERICA, 6904 ENTERPRISE LN, MADISON, WI 53719) FOR SAFETY PRACTICES PRIOR TO PERFORMING THESE FUNCTIONS. UNLESS OTHERWISE INDICATED, TOP CHORD SHALL HAVE PROPERLY ATTACHED STRUCTURAL PANELS AND BOTTOM CHORD SHALL HAVE A PROPERLY ATTACHED RIGID CEILING.

IMPORTANT FURNISH A COPY OF THIS DESIGN TO THE INSTALLATION CONTRACTOR. ALPINE ENGINEERED PRODUCTS, INC. SHALL NOT BE RESPONSIBLE FOR ANY DEVIATION FROM THIS DESIGN. ANY FAILURE TO BUILD THE TRUSS IN CONFORMANCE WITH THE: CO FABRICATING, HANDLING, SHIPPING, INSTALLING & BRACING OF TRUSSES. DESIGN CONFORMS WITH APPLICABLE PROVISIONS OF NDS (NATIONAL DESIGN SPEC. BY AF&PA) AND TPI. ALPINE CONNECTOR PLATES ARE MADE OF 20/18/16GA (W.H.S/H) ASTM A653 GRADE 40/60 (W. K/H.S) GALV. STEEL. APPLY PLATES TO EACH FACE OF TRUSS AND. UNLESS OTHERWISE LOCATED ON THIS DESIGN, POSITION PER DRAWINGS 160A-7. ANY INSPECTION OF PLATES FOLLOWED BY (1) SHALL BE PER ANNEX A3 OF TPI1-2002 SEC.3. A SEAL ON THIS DRAWING INDICATES ACCEPTANCE OF PROFESSIONAL ENGINEERING RESPONSIBILITY SOLELY FOR THE TRUSS COMPONENT DESIGN SHOWN. THE SUITABILITY AND USE OF THIS COMPONENT FOR ANY BUILDING IS THE RESPONSIBILITY OF THE BUILDING DESIGNER PER ANSI/TPI 1 SEC. 2.

REGISTERED PROFESSIONAL ENGINEER 19575 PE
OREGON
JAN. 29, 1999
GAROLD W. HEAL
Renewal 6/30/2007

TC LL	25.0 PSF	REF R7175- 27440
TC DL	7.0 PSF	DATE 09/25/06
BC DL	10.0 PSF	DRW CAUSR7175 06268039
BC LL	0.0 PSF	CA-ENG TSB/GWH
TOT.LD.	42.0 PSF	SEQN- 41229
DUR.FAC.	1.15	FROM RO
SPACING	24.0"	JREF- 1TOU7175Z07

THIS DWG PREPARED FROM COMPUTER INPUT (LOADS & DIMENSIONS) SUBMITTED BY TRUSS MFR.

(0906007 Job:0906007 /GREEN HAMMER KIRALY RES SW KANAM ST PORTLAND, OR - VT1)

Top chord 2x4 HF #2
Bot chord 2x4 DF-L #1&Bet.(g)
Webs 2x4 HF Std/Stud

Connectors in green lumber (g) designed using NDS/TPI reduction factors.

Truss design per IBC sect. 2306.1. 10.00 psf non-concurrent bottom chord live load applied per ANSI/TPI 1.

See DWG VALTRUSS0405 for valley details.

90 mph wind, 15.00 ft mean hgt. ASCE 7-02. CLOSED bldg. not located within 4.50 ft from roof edge, CAT II, EXP C, wind TC DL=4.2 psf, wind BC DL=5.0 psf.

In lieu of structural panels or rigid ceiling use purlins to brace all flat TC @ 24" OC, all BC @ 24" OC.

Deflection meets L/240 live and L/180 total load.

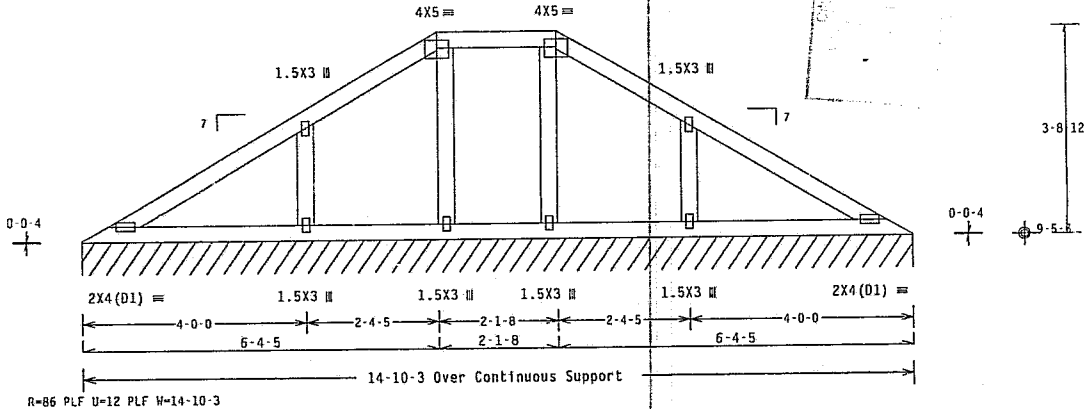

R=86 PLT U=12 PLT W=14-10-3

Design Crit: TPI 2002(STD)/IBC
Cq/RT=1.00(1.25)/10(0) 7.25.0411 14

PLT TYP. Wave

QTY:1 OR/-/1/-/-/R/- Scale =.5"/Ft.

Truss Components of Oregon (503)357-
825 North 4 Street, Cornelius OR

ALPINE

Alpine Engineered Products, Inc.
Sacramento, Ca 95828

WARNING TRUSSES REQUIRE EXTREME CARE IN FABRICATION, HANDLING, SHIPPING, INSTALLING AND BRACING. REFER TO BCSI 1 QX (BUILDING COMPONENT SAFETY INFORMATION), PUBLISHED BY TPI (TRUSS PLATE INSTITUTE, 583 D'ONOFRIO DR., SUITE 200, MADISON, WI 53719) AND WTCA (WOOD TRUSS COUNCIL OF AMERICA, 6300 ENTERPRISE LN, MADISON, WI 53719) FOR SAFETY PRACTICES PRIOR TO PERFORMING THESE FUNCTIONS. UNLESS OTHERWISE INDICATED, TOP CHORD SHALL HAVE PROPERLY ATTACHED STRUCTURAL PANELS AND BOTTOM CHORD SHALL HAVE A PROPERLY ATTACHED RIGID CEILING

IMPORTANT FURNISH A COPY OF THIS DESIGN TO THE INSTALLATION CONTRACTOR. ALPINE ENGINEERED PRODUCTS, INC. SHALL NOT BE RESPONSIBLE FOR ANY DEVIATION FROM THIS DESIGN; ANY FAILURE TO BUILD THE TRUSS IN CONFORMANCE WITH TPI, PE FABRICATING, HANDLING, SHIPPING, INSTALLING & BRACING OF TRUSSES. DESIGN CONFORMS WITH APPLICABLE PROVISIONS OF NDS (NATIONAL DESIGN SPEC. BY AF&PA) AND TPI. ALPINE CONNECTOR PLATES ARE MADE OF 20/18/16GA (W,H/SPV) ASTM A653 GRADE 40/60 (W, K/H,S) GALV. STEEL. APPLY PLATES IN EACH FACE OF TRUSS AND, UNLESS OTHERWISE LOCATED ON THIS DESIGN, POSITION PER DRAWINGS IBOA 2. ANY INSPECTION OF PLATES FOLLOWED BY (T) SHALL BE PER ANNEX A3 OF TPI1-2002 SEC.3 A SEAL ON THIS DRAWING INDICATES ACCEPTANCE OF PROFESSIONAL ENGINEERING RESPONSIBILITY SOLELY FOR THE TRUSS COMPONENT DESIGN SHOWN. THE SUITABILITY AND USE OF THIS COMPONENT FOR ANY BUILDING IS THE RESPONSIBILITY OF THE BUILDING DESIGNER PER ANSI/TPI 1 SEC. 2.

REGISTERED PROFESSIONAL ENGINEER 19575 PE OREGON JAN. 20, 1998 GAROLD W. HEAL
SEP 25 '06
Renewal 6/30/2007

TC LL	25.0 PSF	REF	R7175- 27441
TC DL	7.0 PSF	DATE	09/25/06
BC DL	10.0 PSF	DRW	CAUSR7175 06268040
BC LL	0.0 PSF	CA-ENG	TSB/GWH *
TOT.LD.	42.0 PSF	SEQN-	41244
DUR.FAC.	1.15	FROM	RO
SPACING	24.0"	JREF-	1T0U7175Z07

(0906007 Job:0906007 /GREEN HAMMER KIRALY RES SW KANAN ST PORTLAND, OR - VT2)

THIS DWG PREPARED FROM COMPUTER INPUT (LOADS & DIMENSIONS) SUBMITTED BY TRUSS MFR.

Top chord 2x4 HF #2
Bot chord 2x4 DF-L #1&Bet.(g)
Webs 2x4 HF Std/Stud

Connectors in green lumber (g) designed using NDS/TPI reduction factors.

Truss design per IBC sect. 2306.1. 10.00 psf non-concurrent bottom chord live load applied per ANSI/TPI 1.

90 mph wind, 15.00 ft mean hgt. ASCE 7-02. CLOSED bldg. not located within 4.50 ft from roof edge. CAT II. EXP C. wind TC DL=4.2 psf. wind BC DL=5.0 psf.

In lieu of rigid ceiling use purlins to brace BC @ 24" OC.

Deflection meets L/240 live and L/180 total load.

See DWG VALTRUSS0405 for valley details.

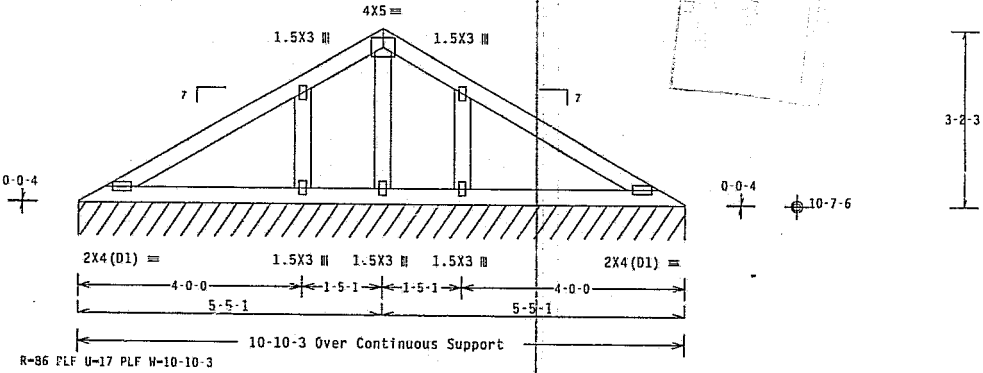

Design Crit: TPI-2002(STD)/IBC
Cq/RT=1.00(1.25)/10(0) 7.25.0411 16 QTY:1 OR/-/1/-/-/R/- Scale =.5"/Ft.

PLT TYP. Wave

Truss Components of Oregon (503)357-7
825 North 4 Street, Cornelius OR

ALPINE

Alpine Engineered Products, Inc.
Sacramento, Ca 95828

WARNING TRUSSES REQUIRE EXTREME CARE IN FABRICATING, HANDLING, SHIPPING, INSTALLING AND BRACING. REFER TO BCSI 1-03 (BUILDING COMPONENT SAFETY INFORMATION), PUBLISHED BY TPI (TRUSS PLATE INSTITUTE, 583 D'ONOFRIO DR., SUITE 200, MADISON, WI 53719) AND HIBA (WOOD TRUSS COUNCIL OF AMERICA, 6300 ENTERPRISE LN, MADISON, WI 53719) FOR SAFETY PRACTICES PRIOR TO PERFORMING THESE FUNCTIONS. UNLESS OTHERWISE INDICATED, TOP CHORD SHALL HAVE PROPERLY ATTACHED STRUCTURAL PANELS AND BOTTOM CHORD SHALL HAVE A PROPERLY ATTACHED RIGID CEILING.

IMPORTANT FURNISH A COPY OF THIS DESIGN TO THE INSTALLATION CONTRACTOR. ALPINE ENGINEERED PRODUCTS, INC. SHALL NOT BE RESPONSIBLE FOR ANY DEVIATION FROM THIS DESIGN, ANY FAILURE TO BUILD THE TRUSS IN CONFORMANCE WITH THIS DESIGN OR FABRICATING, HANDLING, SHIPPING, INSTALLING & BRACING OF TRUSSES. DESIGN CONFORMS WITH APPLICABLE PROVISIONS OF WCD (NATIONAL DESIGN SPEC. BY AF&PA) AND TPI. ALPINE CONNECTOR PLATES ARE MADE OF 20/18/16GA (W/G/M) ASTM A653 GRADE 40/40 (W. 4/M.5) GALV. STEEL. APPLY PLATES TO EACH FACE OF TRUSS AND, UNLESS OTHERWISE LOCATED ON THIS DESIGN, POSITION PER DRAWINGS 1804-2. ANY INSPECTION OF PLATES EMPLOYED BY ITS SHALL BE PER ANNEX A2 OF TPI1-2002 SEC.3 A SEAL ON THIS DRAWING INDICATES ACCEPTANCE OF PROFESSIONAL ENGINEERING RESPONSIBILITY SOLELY FOR THE TRUSS COMPONENT DESIGN SHOWN. THE SUITABILITY AND USE OF THIS COMPONENT FOR ANY BUILDING IS THE RESPONSIBILITY OF THE BUILDING DESIGNER PER ANSI/TPI 1 SEC. 2

REGISTERED PROFESSIONAL ENGINEER 19575 PE OREGON JAN. 20, 1998 CAROLD W. HEAL
Renewal 6/30/2007

TC LL	25.0 PSF	REF	R7175- 27442
TC DL	7.0 PSF	DATE	09/25/06
BC DL	10.0 PSF	DRW	CAUSR7175 0626B041
BC LL	0.0 PSF	CA-ENG	TSB/GWH *
TOT.LD.	42.0 PSF	SEQN-	41247
DUR.FAC.	1.15	FROM	RO
SPACING	24.0"	JREF-	1T0U7175Z07

Top chord 2x4 HF #2
Bot chord 2x4 HF #2
Webs 2x4 HF Std/Stud

In lieu of rigid ceiling use purlins to brace BC @ 24" OC.

Deflection meets L/240 live and L/180 total load.

90 mph wind, 15.00 ft mean hgt, ASCE 7-02, CLOSED bldg, not located within 4.50 ft from roof edge, CAT II, EXP C, wind TC DL=4.2 psf, wind BC DL=5.0 psf.

Truss design per IBC sect. 2306.1. 10.00 psf non-concurrent bottom chord live load applied per ANSI/TPI 1.

See DWG VALTRUSS0405 for valley details.



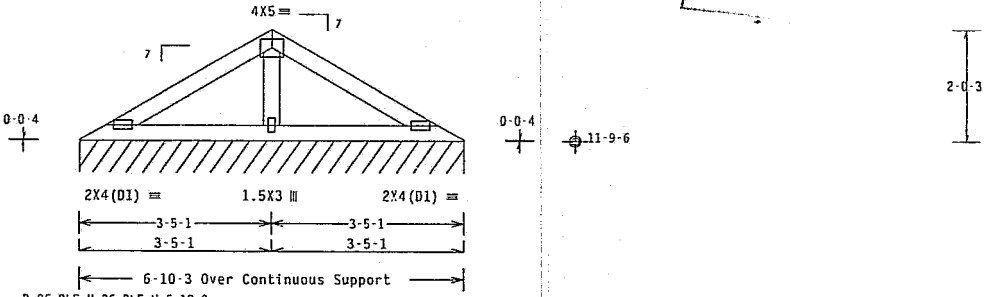

R=86 PLT W=26 PLT W=6-10-3

Design Crit: TPI-2002(STD)/IBC
PLT TYP. Wave Cq/RT=1.00(1.25)/10(0) 7.25.0411.16 QTY:1 OR/-/1/-/-/R/- Scale =.5"/Ft.

Truss Components of Oregon (503)357-
825 North 4 Street, Cornelius OR

ALPINE

Alpine Engineered Products, Inc.
Sacramento, Ca 95928

WARNING TRUSSES REQUIRE EXTREME CARE IN FABRICATION, HANDLING, SHIPPING, INSTALLING AND BRACING. REFER TO BCSI 1 (BUILDING COMPONENT SAFETY INFORMATION), PUBLISHED BY TPI (TRUSS PLATE INSTITUTE, 583 D'ONOFRIO DR., SUITE 200, MADISON, WI 53719) AND WTCA (WOOD TRUSS COUNCIL OF AMERICA, 6300 ENTERPRISE LN, MADISON, WI 53719) FOR SAFETY PRACTICES PRIOR TO PERFORMING THESE FUNCTIONS. UNLESS OTHERWISE EXPLAINED, TOP CHORD SHALL HAVE PROPERLY ATTACHED STRUCTURAL PANELS AND BOTTOM CHORD SHALL HAVE A PROPERLY ATTACHED RIGID CEILING.

IMPORTANT FURNISH A COPY OF THIS DESIGN TO THE INSTALLATION CONTRACTOR. ALPINE ENGINEERED PRODUCTS, INC. SHALL NOT BE RESPONSIBLE FOR ANY DEVIATION FROM THIS DESIGN. ANY FAILURE TO BUILD THE TRUSS IN CONFORMANCE WITH TPI, OR FABRICATING, HANDLING, SHIPPING, INSTALLING & BRACING OF TRUSSES DESIGN CONFORMS WITH APPLICABLE PROVISIONS OF NDS (NATIONAL DESIGN SPEC. BY AF&PA) AND TPI. ALPINE CONNECTOR PLATES ARE MADE OF 20/18/16GA (M,N/S/M) ASTM A653 GRADE 40/40 (D, K/H/S) GALV. STEEL. APPLY PLATES TO EACH FACE OF TRUSS AND, UNLESS OTHERWISE LOCATED ON THIS DESIGN, POSITION PER DRAWINGS 180A.F. ANY INSPECTION OF PLATES PLACED BY (I) SHALL BE PER ANNEX A3 OF TPI1-2002 SEC 3. A SEAL ON THIS DRAWING INDICATES ACCEPTANCE OF PROFESSIONAL ENGINEERING RESPONSIBILITY SOLELY FOR THE TRUSS COMPONENT DESIGN SHOWN. THE SUITABILITY AND USE OF THIS COMPONENT FOR ANY BUILDING IS THE RESPONSIBILITY OF THE BUILDING DESIGNER PER ANSI/TPI 1 SEC. 2

REGISTERED PROFESSIONAL ENGINEER 19575 PE OREGON JAN. 20, 1998 GAROLD W. HEAL
Sep 25 '06
Renewal 6/30/2007

TC LL	25.0 PSF	REF R7175- 27443	
TC DL	7.0 PSF	DATE 09/25/06	
BC DL	10.0 PSF	DRW CAUSR7175 06268042	
BC LL	0.0 PSF	CA-ENG TSB/GWH	*
TOT.LD.	42.0 PSF	SEQN- 41250	
DUR.FAC.	1.15	FROM RO	
SPACING	24.0"	JREF- 1T0U7175Z07	

ASCE 7-02: 100 MPH WIND SPEED, 15' MEAN HEIGHT, ENCLOSED, I = 1.00, EXPOSURE C

MAX GABLE VERTICAL LENGTH

2X4 GABLE VERTICAL SPACING	SPECIES	BRACE / GRADE	NO BRACES	(1) 1X4 "L" BRACE * GROUP A	(1) 1X4 "L" BRACE * GROUP B	(1) 2X4 "L" BRACE * GROUP A	(1) 2X4 "L" BRACE * GROUP B	(2) 2X4 "L" BRACE ** GROUP A	(2) 2X4 "L" BRACE ** GROUP B	(1) 2X6 "L" BRACE * GROUP A	(1) 2X6 "L" BRACE * GROUP B	(2) 2X6 "L" BRACE ** GROUP A	(2) 2X6 "L" BRACE ** GROUP B
24" O.C.	SPF HF	#1 / #2	4' 2"	7' 3"	7' 5"	8' 7"	8' 9"	10' 2"	10' 6"	13' 5"	13' 10"	14' 0"	14' 0"
		#3	4' 1"	6' 9"	6' 9"	8' 7"	8' 7"	10' 2"	10' 2"	13' 5"	13' 5"	14' 0"	14' 0"
		STUD	4' 1"	6' 9"	6' 9"	8' 7"	8' 7"	10' 2"	10' 2"	13' 5"	13' 5"	14' 0"	14' 0"
		STANDARD	4' 1"	5' 9"	5' 9"	7' 8"	7' 8"	10' 2"	10' 2"	11' 11"	11' 11"	14' 0"	14' 0"
	SP DFL	#1	4' 7"	7' 3"	7' 9"	8' 7"	9' 3"	10' 2"	11' 0"	13' 5"	14' 0"	14' 0"	14' 0"
		#2	4' 6"	7' 3"	7' 9"	8' 7"	9' 3"	10' 2"	11' 0"	13' 5"	14' 0"	14' 0"	14' 0"
		#3	4' 3"	6' 11"	6' 11"	8' 7"	9' 0"	10' 2"	10' 9"	13' 5"	14' 0"	14' 0"	14' 0"
		STUD	4' 3"	6' 10"	6' 10"	8' 7"	9' 0"	10' 2"	10' 9"	13' 5"	14' 0"	14' 0"	14' 0"
		STANDARD	4' 2"	5' 11"	5' 11"	7' 10"	7' 10"	10' 2"	10' 6"	12' 2"	12' 2"	14' 0"	14' 0"
16" O.C.	SPF HF	#1 / #2	4' 10"	8' 3"	8' 6"	9' 9"	10' 1"	11' 8"	12' 0"	14' 0"	14' 0"	14' 0"	14' 0"
		#3	4' 8"	8' 3"	8' 3"	9' 9"	9' 9"	11' 8"	11' 8"	14' 0"	14' 0"	14' 0"	14' 0"
		STUD	4' 8"	8' 3"	8' 3"	9' 9"	8' 9"	11' 8"	11' 8"	14' 0"	14' 0"	14' 0"	14' 0"
		STANDARD	4' 8"	7' 1"	7' 1"	9' 4"	9' 4"	11' 8"	11' 8"	14' 0"	14' 0"	14' 0"	14' 0"
	SP DFL	#1	5' 3"	8' 3"	8' 11"	9' 9"	10' 7"	11' 8"	12' 7"	14' 0"	14' 0"	14' 0"	14' 0"
		#2	5' 2"	8' 3"	8' 11"	9' 9"	10' 7"	11' 8"	12' 7"	14' 0"	14' 0"	14' 0"	14' 0"
		#3	4' 11"	8' 3"	8' 6"	9' 9"	10' 4"	11' 8"	12' 4"	14' 0"	14' 0"	14' 0"	14' 0"
		STUD	4' 11"	8' 3"	8' 5"	9' 9"	10' 4"	11' 8"	12' 4"	14' 0"	14' 0"	14' 0"	14' 0"
		STANDARD	4' 10"	7' 3"	7' 3"	9' 7"	9' 7"	11' 8"	12' 0"	14' 0"	14' 0"	14' 0"	14' 0"
12" O.C.	SPF HF	#1 / #2	5' 3"	9' 1"	9' 4"	10' 9"	11' 1"	12' 10"	13' 3"	14' 0"	14' 0"	14' 0"	14' 0"
		#3	5' 2"	9' 1"	9' 1"	10' 9"	10' 9"	12' 10"	12' 10"	14' 0"	14' 0"	14' 0"	14' 0"
		STUD	5' 2"	9' 1"	9' 1"	10' 9"	10' 9"	12' 10"	12' 10"	14' 0"	14' 0"	14' 0"	14' 0"
		STANDARD	5' 2"	8' 2"	8' 2"	10' 9"	10' 9"	12' 10"	12' 10"	14' 0"	14' 0"	14' 0"	14' 0"
	SP DFL	#1	5' 9"	9' 1"	9' 10"	10' 9"	11' 7"	12' 10"	13' 10"	14' 0"	14' 0"	14' 0"	14' 0"
		#2	5' 8"	9' 1"	9' 10"	10' 9"	11' 7"	12' 10"	13' 10"	14' 0"	14' 0"	14' 0"	14' 0"
		#3	5' 5"	9' 1"	9' 7"	10' 9"	11' 4"	12' 10"	13' 8"	14' 0"	14' 0"	14' 0"	14' 0"
		STUD	5' 5"	9' 1"	9' 7"	10' 9"	11' 4"	12' 10"	13' 6"	14' 0"	14' 0"	14' 0"	14' 0"
		STANDARD	5' 3"	8' 5"	8' 5"	10' 9"	11' 1"	12' 10"	13' 3"	14' 0"	14' 0"	14' 0"	14' 0"

BRACING GROUP SPECIES AND GRADES:

GROUP A:

SPRUCE-PINE-FIR: #1 / #2 STANDARD; #3 STUD

HEM-FIR: #2 STUD; #3 STANDARD

DOUGLAS FIR-LARCH: #3 STUD STANDARD

SOUTHERN PINE: #3 STUD STANDARD

GROUP B:

HEM-FIR: #1 & BTR; #1

SOUTHERN PINE: #1; #2

DOUGLAS FIR-LARCH: #1; #2

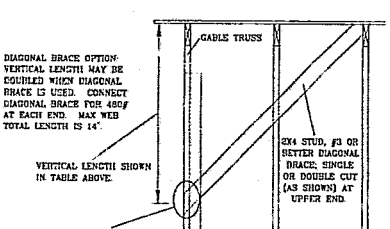

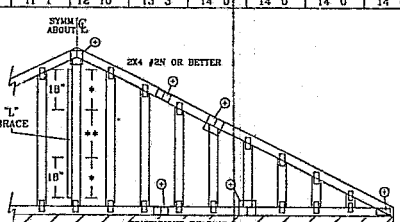

REFER TO CHART ABOVE FOR MAX GABLE VERTICAL LENGTH.

GABLE TRUSS DETAIL NOTES:

LIVE LOAD DEFLECTION CRITERIA IS L/240.

PROVIDE UPLIFT CONNECTIONS FOR 60 PLF OVER CONTINUOUS BEARING (5 PSF TC DEAD LOAD).

GABLE END SUPPORTS LOAD FROM 4' 0" OUTLOOKERS WITH 2' 0" OVERHANG, OR 12" PLYWOOD OVERHANG.

ATTACH EACH "L" BRACE WITH 10d NAILS.

* FOR (1) "L" BRACE: SPACE NAILS AT 2" O.C. IN 18" END ZONES AND 4" O.C. BETWEEN ZONES.

** FOR (2) "L" BRACES: SPACE NAILS AT 3" O.C. IN 18" END ZONES AND 6" O.C. BETWEEN ZONES.

"L" BRACING MUST BE A MINIMUM OF 60% OF WEB MEMBER LENGTH.

GABLE VERTICAL PLATE SIZES

VERTICAL LENGTH	NO SPLICE
LESS THAN 4' 0"	1X4 OR 2X3
GREATER THAN 4' 0", BUT LESS THAN 11' 6"	2X4
GREATER THAN 11' 6"	2.5X4

+ REFER TO COMMON TRUSS DESIGN FOR PEAK, SPLICE, AND HEEL PLATES.

ALPINE

ALPINE ENGINEERED PRODUCTS, INC.
POMPANO BEACH, FLORIDA

WARNING TRUSSES REQUIRE EXTREME CARE IN FABRICATING, HANDLING, SHIPPING, INSTALLING AND ERECTING. REFER TO BCSI 1-03 (BUILDING COMPONENT SAFETY INFORMATION, PUBLISHED BY TPI, TRUSS PLATE INSTITUTE, 583 D'ONOFRIO DR., SUITE 200, MADISON, WI. 53719) AND WTCA (WOOD TRUSS COUNCIL OF AMERICA, 6300 ENTERPRISE LN, MADISON, WI 53719) FOR SAFETY PRACTICES PRIOR TO PERFORMING THESE FUNCTIONS. UNLESS OTHERWISE INDICATED, TOP CHORD SHALL HAVE PROPERLY ATTACHED STRUCTURAL PANELS AND BOTTOM CHORD SHALL HAVE A PROPERLY ATTACHED RIGID CEILING.

IMPORTANT FURNISH COPY OF THIS DESIGN TO INSTALLATION CONTRACTOR. ALPINE ENGINEERED PRODUCTS, INC. SHALL NOT BE RESPONSIBLE FOR ANY DEVIATION FROM THIS DESIGN, ANY FAILURE TO BUILD THE TRUSS IN CONFORMANCE WITH TPI, OR FABRICATING, HANDLING, SHIPPING, INSTALLING & BRACING OF TRUSSES. DESIGN CONFORMS WITH APPLICABLE PROVISIONS OF NDS (NATIONAL DESIGN SPEC. BY AF&PA) AND TPI. ALPINE CONNECTOR PLATES ARE MADE OF 20/18/16GA (VM/SM) ASTM A653 GRADE 40/60 (VX/XH.S) GALV. STEEL. APPLY PLATES TO EACH FACE OF TRUSS AND, UNLESS OTHERWISE LOCATED ON THIS DESIGN, POSITION PER DRAWINGS 16GA-Z. ANY INSPECTION OF PLATES FOLLOWED BY ID SHALL BE PER ANNEX A3 OF TPI 1-2002 SEC 3. A SEAL ON THIS DRAWING INDICATES ACCEPTANCE OF PROFESSIONAL ENGINEERING RESPONSIBILITY SOLELY FOR THE TRUSS COMPONENT DESIGN SHOWN. THE SUITABILITY AND USE OF THIS COMPONENT FOR ANY BUILDING IS THE RESPONSIBILITY OF THE BUILDING DESIGNER, PER ANSI/TPI 1 SEC 2.

REGISTERED PROFESSIONAL ENGINEER 19576 PE OREGON JAN 20, 1998 GARRO W. HEAL

Renewal 6/30/2007

MAX. TOT. LD. 60 PSF

MAX. SPACING 24.0"

REF	ASCE7-02-GAB10015
DATE	04/14/05
DRWG	A10015EE0405
-ENG	

GABLE DETAIL
FOR LET-IN VERTICALS

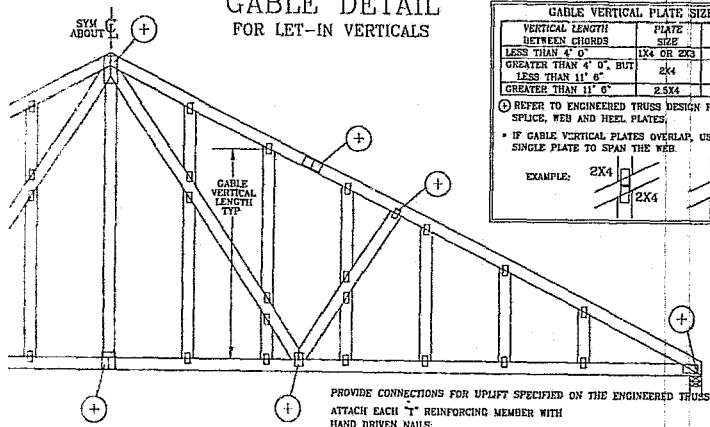

GABLE VERTICAL PLATE SIZES		
VERTICAL LENGTH BETWEEN CHORDS	PLATE SIZE	IF PLATES OVERLAP*
LESS THAN 4' 0"	1X4 OR 2X3	2X8
GREATER THAN 4' 0", BUT LESS THAN 11' 6"	2X4	2X8
GREATER THAN 11' 6"	2.5X4	2.5X8

⊕ REFER TO ENGINEERED TRUSS DESIGN FOR PEAK, SPLICE, WEB AND HEEL PLATES.

* IF GABLE VERTICAL PLATES OVERLAP, USE A SINGLE PLATE TO SPAN THE WEB.

EXAMPLE:



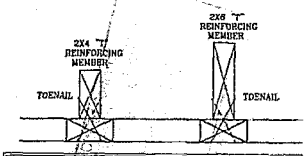

TO CONVERT FROM "L" TO "T" REINFORCING MEMBERS, *MULTIPLY "T" FACTOR BY LENGTH* (BASED ON GABLE VERTICAL SPECIES, GRADE AND SPACING) FOR (1) 2X4 "L" BRACE, GROUP A, OBTAINED FROM THE APPROPRIATE ALPINE GABLE DETAIL FOR ASCE OR SBCCI WIND LOAD.

MAXIMUM ALLOWABLE "T" REINFORCED GABLE VERTICAL *LENGTH* IS 14' FROM TOP TO BOTTOM CHORD.

WEB LENGTH INCREASE W/ "T" BRACE

WIND SPEED AND MPH	"T" REINF. MBR. SIZE	SBCCI	ASCE
110 MPH	2x4	10 %	10 %
15 FT	2x6	40 %	50 %
110 MPH	2x4	10 %	10 %
30 FT	2x6	50 %	60 %
100 MPH	2x4	10 %	10 %
15 FT	2x6	30 %	50 %
100 MPH	2x4	10 %	10 %
30 FT	2x6	40 %	40 %
90 MPH	2x4	20 %	10 %
15 FT	2x6	20 %	40 %
90 MPH	2x4	10 %	10 %
30 FT	2x6	30 %	50 %
80 MPH	2x4	10 %	20 %
15 FT	2x6	10 %	30 %
80 MPH	2x4	20 %	10 %
30 FT	2x6	20 %	40 %
70 MPH	2x4	0 %	20 %
15 FT	2x6	0 %	20 %
70 MPH	2x4	10 %	20 %
30 FT	2x6	10 %	30 %

EXAMPLE:
ASCE -WIND SPEED = 100 MPH
MEAN ROOF HEIGHT = 30 FT
GABLE VERTICAL = 24" O.C. SP #3
"T" REINFORCING MEMBER SIZE = 2X4
"T" BRACE INCREASE (FROM ABOVE) = 10% = 1.10
(1) 2X4 "L" BRACE LENGTH = 6' 7"
MAXIMUM "T" REINFORCED GABLE VERTICAL LENGTH
1.10 x 6' 7" = 7' 3"

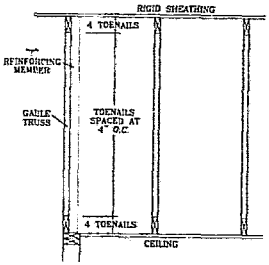

PROVIDE CONNECTIONS FOR UPLIFT SPECIFIED ON THE ENGINEERED TRUSS DESIGN.

ATTACH EACH "T" REINFORCING MEMBER WITH
HAND DRIVEN NAILS:
10d COMMON (0.148"X 3."MIN) TOENAILS AT 4" O.C. PLUS
(4) 16d COMMON (0.162" X 3.5"MIN) TOENAILS IN TOP AND BOTTOM CHORD.

GUN DRIVEN NAILS:
8d COMMON (0.131"X 2.5"MIN) TOENAILS AT 4" O.C. PLUS
(4) TOENAILS IN TOP AND BOTTOM CHORD.

THIS DETAIL TO BE USED WITH THE APPROPRIATE ALPINE GABLE DETAIL FOR ASCE OR SBCCI WIND LOAD.

ASCE 7-93 GABLE DETAIL DRAWINGS
A11015EN1103, A10015EN1103, A09015EN1103, A08015EN1103, A07015EN1103
A11030EN1103, A10030EN1103, A09030EN1103, A08030EN1103, A07030EN1103
ASCE 7-98 GABLE DETAIL DRAWINGS
A13015EC1103, A12015EC1103, A11015EC1103, A10015EC1103, A08515EC1103
A13030EC1103, A12030EC1103, A11030EC1103, A10030EC1103, A08530EC1103
ASCE 7-02 GABLE DETAIL DRAWINGS
A13015EE0405, A12015EE0405, A11015EE0405, A10015EE0405, A08515EE0405,
A13030EE0405, A12030EE0405, A11030EE0405, A10030EE0405, A08530EE0405

SEE APPROPRIATE ALPINE GABLE DETAIL (ASCE OR SBCCI WIND LOAD) FOR MAXIMUM UNREINFORCED GABLE *VERTICAL LENGTH.*

ALPINE

ALPINE ENGINEERED PRODUCTS, INC.
POMPANO BEACH, FLORIDA

WARNING TRUSSES REQUIRE EXTREME CARE IN FABRICATING, HANDLING, SHIPPING, INSTALLING AND BRACING. REFER TO BCSI 1-03 BUILDING COMPONENT SAFETY INFORMATION, PUBLISHED BY TPI (TRUSS PLATE INSTITUTE, 583 D'ONOFRIO DR., SUITE 200, MADISON, WI 53719) AND WTCA (WOOD TRUSS COUNCIL OF AMERICA, 6300 ENTERPRISE LN, MADISON, WI 53719) FOR SAFETY PRACTICES PRIOR TO PERFORMING THESE FUNCTIONS. UNLESS OTHERWISE INDICATED, TOP CHORD SHALL HAVE PROPERLY ATTACHED STRUCTURAL PANELS AND BOTTOM CHORD SHALL HAVE A PROPERLY ATTACHED RIGID CEILING.

IMPORTANT FURNISH COPY OF THIS DESIGN TO INSTALLATION CONTRACTOR. ALPINE ENGINEERED PRODUCTS, INC. SHALL NOT BE RESPONSIBLE FOR ANY DEVIATION FROM THIS DESIGN. ANY FAILURE TO BUILD THE TRUSS IN CONFORMANCE WITH TPI, OR FABRICATING, HANDLING, SHIPPING, INSTALLING & BRACING OF TRUSSES. DESIGN CONFORMS WITH APPLICABLE PROVISIONS OF NDS (NATIONAL DESIGN SPEC. 91/94 OF AF&PA) AND TPI. ALPINE CONNECTOR PLATES ARE MADE OF 20/18/16GA (0.036/0.048/0.060) ASTM A653 GRADE 40/50 (F_y=40/50 KSI) GALV. STEEL. APPLY PLATES TO EACH FACE OF TRUSS AND, UNLESS OTHERWISE LOCATED ON THIS DESIGN, POSITION PER DRAWINGS 1504-3. ANY INSPECTION OF PLATES FOLLOWED BY (1) SHALL BE PER ANNEX A2 OF TPI 1-2002 SEC 3. A SEAL ON THIS DRAWING INDICATES ACCEPTANCE OF PROFESSIONAL ENGINEERING RESPONSIBILITY SOLELY FOR THE TRUSS COMPONENT DESIGN SHOWN. THE SUITABILITY AND USE OF THIS COMPONENT FOR ANY BUILDING IS THE RESPONSIBILITY OF THE BUILDING DESIGNER. PER ANSI/TPI 1 SEC 2

REGISTERED PROFESSIONAL ENGINEER 19579PE OREGON JULY 20, 1999 GAROLD A. HEALY

Renewal 6/30/2007

THIS DRAWING REPLACES DRAWINGS GAB98117 876,719 & HC26294035

REF	LET-IN VERT
DATE	04/14/05
DRWG	GBLLETIN0405
-ENG	DLJ/KAR
MAX TOT. LD.	60 PSF
DUR. FAC.	-ANY
MAX SPACING	24.0"

ASCE 7-02: EXPOSURE C
COMMON RESIDENTIAL GABLE END WIND BRACING REQUIREMENTS – STIFFENERS

100 MPH, 30FT. MEAN HGT, ASCE 7-02,
CLOSED BLDG, LOCATED ANYWHERE IN ROOF, CAT II,
EXP C, WIND TC DL=5.0 PSF, WIND BC DL=5.0 PSF.

LATERAL CHORD BRACING REQUIREMENTS
TOP: CONTINUOUS ROOF SHEATHING
BOT: CONTINUOUS CEILING DIAPHRAGM

SEE ENGINEER'S SEALED DESIGN REFERENCING THIS DETAIL FOR LUMBER, PLATES, AND OTHER INFORMATION NOT SHOWN ON THIS DETAIL.

NAILS: 10d COMMON OR BOX (0.148"X 3",MIN) NAILS OR GUN (0.125"X 3",min) NAILS.

H LESS THAN 4'6" – NO STUD BRACING REQUIRED

H GREATER THAN 4'6" TO 7'6" IN LENGTH
PROVIDE A 2X6 STIFFBACK AT MID-HEIGHT AND BRACE STIFFBACK TO ROOF DIAPHRAGM EVERY 6'0" (SEE DETAIL BELOW OR REFER TO DRAWING A10030EE0405).

H GREATER THAN 7'6" TO 12'0" MAX:
PROVIDE A 2X6 STIFFBACK AT MID-HEIGHT AND BRACE TO ROOF DIAPHRAGM EVERY 4'0" (SEE DETAIL BELOW OR REFER TO DRWG A10030EE0405).

* OPTIONAL 2X L-REINFORCEMENT ATTACHED TO STIFFBACK WITH 10D BOX OR GUN (0.128" X 3", MIN.) NAILS @ 6" O.C.

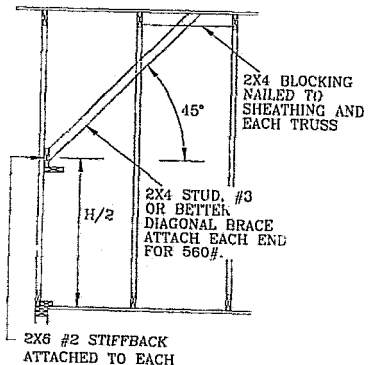

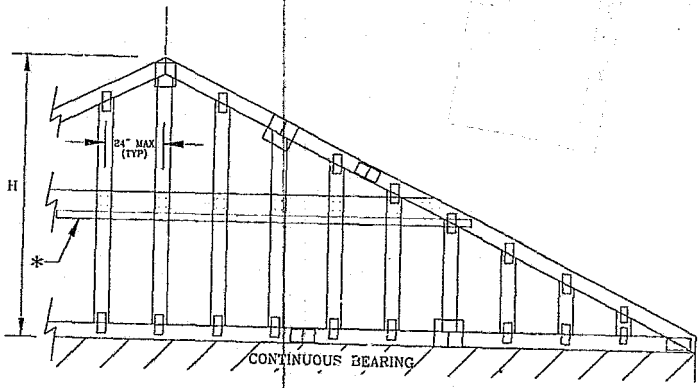

THIS DRAWING REPLACES DRAWING 59469/GE

ALPINE

ALPINE ENGINEERED PRODUCTS, INC.
POMPANO BEACH, FLORIDA

WARNING TRUSSES REQUIRE EXTREME CARE IN FABRICATING, HANDLING, SHIPPING, INSTALLING AND BRACING. REFER TO BCSI 1-03 (BUILDING COMPONENT SAFETY INFORMATION), PUBLISHED BY TPI (TRUSS PLATE INSTITUTE, 583 D'ONOFRIO DR., SUITE 201, MADISON, WI 53719) AND WTCA (WOOD TRUSS COUNCIL OF AMERICA, 6300 ENTERPRISE LN, MADISON, WI 53719) FOR SAFETY PRACTICES PRIOR TO PERFORMING THESE FUNCTIONS. UNLESS OTHERWISE INDICATED, TOP CHORD SHALL HAVE PROPERLY ATTACHED STRUCTURAL PANELS AND BOTTOM CHORD SHALL HAVE A PROPERLY ATTACHED RIGID CEILING.

IMPORTANT FURNISH COPY OF THIS DESIGN TO INSTALLATION CONTRACTOR. ALPINE ENGINEERED PRODUCTS, INC. SHALL NOT BE RESPONSIBLE FOR ANY DEVIATION FROM THIS DESIGN, ANY FAILURE TO BRACE OF TRUSSES. DESIGN CONFORMS WITH APPLICABLE PROVISIONS OF NDS (NATIONAL DESIGN SPEC. BY AF&PA) AND TPI. ALPINE CONNECTOR PLATES ARE MADE OF 20/18/16GA (W,H,S,X) ASTM A653 GRADE 40/50 (W,X,H,S) GALV. STEEL. APPLY PLATES TO EACH FACE OF TRUSS AND, UNLESS OTHERWISE LOCATED ON THIS DESIGN, POSITION PER DRAWINGS 1604-2. ANY INSPECTION OF PLATES FOLLOWED BY (1) SHALL BE PER ANNEX A3 OF TPI 1-2002 SEC 3. A SEAL ON THIS DRAWING INDICATES ACCEPTANCE OF PROFESSIONAL ENGINEERING RESPONSIBILITY SOLELY FOR THE TRUSS COMPONENT DESIGN SHOWN. THE SUITABILITY AND USE OF THIS COMPONENT FOR ANY BUILDING IS THE RESPONSIBILITY OF THE BUILDING DESIGNER, PER ANSI/TPI 1 SEC 2

REGISTERED PROFESSIONAL ENGINEER
70575 PE
OREGON
JULY 20, 1999
GAROLD W. HEBER

TC LL	PSF	REF	GE WHALER
TC DL	PSF	DATE	04/14/05
BC DL	PSF	DRWG	GBLBRSTD0405
BC LL	PSF	-ENG	SJP/KAR
TOT. LD.	PSF		
DUR. FAC.			
MAX SPACING	24"		