DFS-1

City of Portland, Oregon - Bureau of Development Services

1900 SW Fourth Avenue · Portland, Oregon 97201 | 503-823-7300 | www.portlandoregon.gov/bds

Deferred Submittal Requirements and Application

Applicants will provide:

- [x] A copy of this application
- [x] Three (3) sets of plans
- [x] Two (2) set of calculations
- [x] Two (2) sets of product information

  Drawings and calculations must be stamped and signed by an Engineer registered in Oregon and approved by the Architect/Engineer of record for the building.

- [x] Permit fee (paid at time of submittal)
- [ ] If the DFS includes exterior elements, plan views and elevations identifying the location(s) as approved by the Architect and Engineer of Record must be submitted.
- [x] One (1) copy of your main building permit approved plans (NOTE: Approved plans do not need to be submitted if your project has a development liaison assigned.)

Contractor submittal information:

Contact name Mike Coyle/Faster Permits

Address 2000 SW 1sts Ave Suite 420

City Portland State OR Zip Code 97201

Phone 503 680-5497 E-mail mike@fasterpermits.com

Value of deferred submittal $8,500 Issued main building permit # 17-125392-CO

Job site address 685 SE DIVISION PL

Description/Scope of work Metal Panel System and Attachment

Fees

Deferred submittal (DFS) fees are collected in addition to the standard building review fee paid on the main building permit. DFS fees cover the cost of the additional processing and review time associated with the design build element.

The DFS fee for processing and reviewing deferred plan submittals is 10 percent of the building permit fee calculated using the value of the particular deferred portion of the project.,

Minimum fee: Residential, one and two family dwelling ... $123 for DFS with valuation of less than or equal to $222,000

Commercial and all other projects ..... $307 for DFS with valuation of less than or equal to $680,000

The Bureau of Development Services (BDS) fee schedule is also available on the BDS web site at ***www.portlandoregon.gov/bds*** | select the Fees tab.

Helpful Information

Bureau of Development Services
1900 SW 4th Avenue, Portland, OR 97201

Submit your plans to:
Development Services Center (DSC), First Floor, For Hours Call 503-823-7310

DEFERRED SUBMITTAL REQUIREMENTS AND APPLICATION

Important Telephone Numbers

BDS main number	503-823-7300
DSC automated information line	503-823-7310
Building code information	503-823-1456
BDS 24 hour inspection request line	503-823-7000
Residential information for one and two family dwellings	503-823-7388
City of Portland TTY	503-823-6868

Information is subject to change.

REQUEST FOR "APPLICANT PAID OVERTIME" *EFFECTIVE May 24, 2018*

The Bureau of Development Services (BDS) reviews plans based on project "due dates" that are determined by project type, scope and the date that the plans were taken in for review.

Some BDS permit plan review groups will accept requests for "Applicant Paid Overtime" (APOT) to review projects earlier than the projected due date. However, it is important to be aware that ALL ASSIGNED REVIEWS MUST BE APPROVED BEFORE A PERMIT CAN BE ISSUED AND WORK CAN BEGIN. This may mean that although APOT was paid to expedite the review done by a specific group, there may still be other reviews that must be completed before a permit can be issued. Applicant paid overtime for one section does NOT guarantee that a permit will receive priority processing by any other section, nor does it guarantee that the permit will be issued sooner than scheduled.

The hourly rate for each group is noted below. Time is billed in 1/4 hr increments with a 1/2 hr minimum. Applicant paid overtime requests are currently accepted by the following groups:

- Engineering $174.82/hr
- Septic $135.01/hr
- Life Safety $142.87/hr
- Site Development $174.82/hr
- Land Use Services $110.60 - $150.41/hr
- Permitting Services (Preissuance) $114.96 - 139.73/hr

Please note that requesting APOT does not guarantee that an overtime review will be performed, as not all reviewers are available to work overtime hours. Overtime fees will only be billed for those reviews performed by staff working beyond their normally scheduled hours. You will be notified if the review time will exceed (5) hours by any of the groups marked below.

By signing below, the permit applicant or authorized representative agrees to pay additional plan review fees for the following sections: (Please mark below the groups you are requesting applicant paid overtime from)

☒ Engineering
☐ Call if over (5) hrs Date_____

☒ Life Safety
☐ Call if over (5) hrs Date_____

☐ Septic
☐ Call if over (5) hrs Date_____

☐ Site Development
☐ Call if over (5) hrs Date_____

☒ Permitting Services (Preissuance)
☐ Call if over (5) hrs Date_____

☐ LUS
☐ Call if over (5) hrs Date_____

_____ 6/5/18

Signature of Permit Applicant or Authorized Representative — Date

BRUCE HERSEY

Print Name

Permit Number: 17-125392 DFS-01



KEYPLAN

FOR ADDITIONAL ERECTION INFORMATION
PLEASE REFER TO MBCI'S
COMMERCIAL/INDUSTRIAL
DESIGN/INSTALLATION MANUAL

FOR ADDITIONAL ERECTION INFORMATION
PLEASE REFER TO MBCI'S
PBR & PBU PANELS
DESIGN/INSTALLATION MANUAL

FOR ADDITIONAL ERECTION INFORMATION
PLEASE REFER TO MBCI'S
FW-120 AND IL PANELS
DESIGN/INSTALLATION MANUAL

PANEL NOTES

WALL PANELS TO BE 7.2 PANEL
PANEL TO BE: 24 GAGE
SEAM SPACING TO BE 36" O.C.
ATTACHMENT TO BE AT EACH FRAMING MEMBER
FINISH TO BE NON EMBOSSED SIGNATURE 300
COLOR = SLATE GRAY

WALL PANELS TO BE 7.2 PANEL
PANEL TO BE: 24 GAGE
SEAM SPACING TO BE 36" O.C.
ATTACHMENT TO BE AT EACH FRAMING MEMBER
FINISH TO BE NON EMBOSSED SIGNATURE 300
COLOR = SNOW WHITE

WALL PANELS TO BE PBR
PANEL TO BE: 26 GAGE
SEAM SPACING TO BE 36" O.C.
ATTACHMENT TO BE AT EACH FRAMING MEMBER
FINISH TO BE NON EMBOSSED SIGNATURE 300
COLOR = SNOW WHITE

WALL PANELS TO BE 24 GA FW-120
SEAM SPACING TO BE 12" O.C.
ATTACHMENT TO BE AT TOP, BOTTOM AND EACH GIRT
ATTACH WITH ANGLE CLIPS
FINISH TO BE NON EMBOSSED SIGNATURE 300
COLOR = SNOW WHITE

WALL PANELS TO BE 7.2 PANEL
PANEL TO BE: 24 GAGE
SEAM SPACING TO BE 36" O.C.
ATTACHMENT TO BE AT EACH FRAMING MEMBER
FINISH TO BE NON EMBOSSED SIGNATURE 300
COLOR = TUNDRA

EXPOSED TRIM GAUGE AND FINISH TO MATCH RELATED PANELS. TRIM COLORS TO BE LISTED ON SHEET T1. CONCEALED TRIM MAY BE ASSORTED COLORS.

GENERAL NOTES

1. ALL PREFABRICATED CURBS AND ROOF JACKS W/RELATED TRIM = NOT BY MBCI.
2. CLAIMS FOR SHORTAGES OR DEFECTIVE MATERIAL MUST BE MADE TO MBCI WITHIN (5) DAYS OF RECEIPT OF SHIPMENT OR SHALL BE CONCLUSIVELY WAIVED.
3. CUSTOMER PLEASE MAKE ANY CHANGES OR NOTATIONS IN RED.
4. EXTREME CARE MUST BE EXERCISED DURING ERECTION OF ROOF PANELS AND TRIM. FOOT TRAFFIC MAY RESULT IN PERMANENT PANEL DISTORTION AND FINISH ABRASION.
5. FIELD CUTTING OF PANELS AND TRIM REQUIRES THE USE OF NIBBLERS, SNIPS, OR SHEARS TO PREVENT EDGE RUSTING. DO NOT CUT THE PANELS WITH SAWS, ABRASIVE BLADES, GRINDERS OR TORCHES.
6. MBCI EXPECTS ITS CUSTOMERS TO INSPECT ALL MATERIALS WHEN THEY ARE UNLOADED AND IMMEDIATELY NOTIFY US OF ANY DEFECTS, INCLUDING EXCESSIVE OIL CANNING. USE OF THE PRODUCT CONSTITUTES ACCEPTANCE AND MBCI WILL NOT AGREE TO REJECTING PANELS FOR EXCESSIVE OIL CANNING.
7. NO FACTORY MITERING OF TRIM IS PROVIDED. ALL TRIM THAT REQUIRES MITERING MUST BE ACCOMPLISHED IN THE FIELD.
8. RUN-OFF WATER FROM METAL ROOF SYSTEM IS NOT POTABLE AND SHALL NOT BE UTILIZED FOR HUMAN CONSUMPTION.
9. WHEN ERECTING ROOF PANELS ARRANGE AND NEST SIDELAP JOINTS SO THAT PREVAILING WINDS BLOW OVER AND NOT INTO LAPPED JOINTS.
10. NEVER ALLOW PANELS TO COME INTO CONTACT WITH OR BE EXPOSED TO WATER RUN OFF FROM LEAD, COPPER, GRAPHITE, OR PRESSURE TREATED LUMBER.
11. OIL CANNING OF PANELS IS NOT A CAUSE FOR REJECTION.
12. EXPOSED TRIM GAUGE AND FINISH TO MATCH RELATED PANELS. TRIM COLORS TO BE LISTED ON THE TRIM SHEET. CONCEALED TRIM MAY BE ASSORTED COLORS.
13. TO PROVIDE CONSISTENT THERMAL VALUES AT CAVITIES SUCH AS AT CORNERS, RAKE PARAPETS OR HIGH EAVE PARAPETS, FILLER INSULATION MUST BE INSTALLED. FIBERGLASS INSULATION (NOT SUPPLIED BY MBCI)

Panel Notes:

1. 7.2 PANELS DO NOT ALLOW FOR THERMAL EXPANSION-CONTRACTION. PANELS ARE ATTACHED DIRECTLY TO THE SUBSTRUCTURE WITHOUT CLIPS.
2. FIELD APPLY TAPE SEALER AT THE 7.2 PANEL SIDE LAPS - TAPE SEALER BY MBCI.
3. PBR PANELS DO NOT ALLOW FOR THERMAL EXPANSION-CONTRACTION. PANELS ARE ATTACHED DIRECTLY TO THE SUBSTRUCTURE WITHOUT CLIPS.
4. PBR PANELS DO NOT HAVE FACTORY APPLIED MASTIC AT THE PANEL SIDE LAP.
5. FW-120 DO NOT ALLOW FOR THERMAL EXPANSION-CONTRACTION
6. FW-120 PANELS MUST BE INSTALLED OVER A SOLID SUBSTRUCTURE OR A LITEFRAME SYSTEM. FW-120-0 PANELS ARE NOT TO BE ATTACHED DIRECTLY TO THE METAL BUILDING GIRTS.
7. FW 120-2 DO NOT ALLOW FOR THERMAL EXPANSION-CONTRACTION
8. FW-120-0 PANELS DO HAVE FACTORY APPLIED MASTIC AT THE PANEL SIDE LAP
9. FW-120-0 PANELS MUST BE INSTALLED OVER A SOLID SUBSTRUCTURE OR A LITEFRAME SYSTEM. FW-120-0 PANELS ARE NOT TO BE ATTACHED DIRECTLY TO THE METAL BUILDING GIRTS.
10. THE FASCIA/WALL PANELS MUST BE FASTENED THROUGH THE SIDE LAP NO MORE THAN 4'-0 O/C.. FASTENERS ARE TO BE SUPPLIED BY MBCI.
11. THE FASCIA/WALL PANELS MUST BE STITCHED AT THE SEAM AT THE TOP AND BOTTOM OF THE PANEL WITH (2) FASTENERS. FASTENERS TO BE SUPPLIED BY MBCI.

THE DESIGN CRITERIA FOR THIS PROJECT IS AS FOLLOWS:

BUILDING CODE: OR 2014 (IBC 2012)

CATEGORY II EXPOSURE C IMPORTANCE FACTOR =
LIVE LOAD = 20 PSF MAX. DEFLECTION (ROOF PANEL)= N/A
COLLATERAL LOAD = N/A MAX. DEFLECTION (WALL PANEL)= L/180
WIND SPEED = 120 MPH MAX. DEFLECTION (GIRT)= N/A
DEAD LOAD = 1.54 PSF / 0.94 PSF/ 1.03 PSF (WALL)
GROUND SNOW LOAD = 10 PSF

MARTIN/MARTIN, INC
REVIEWED & FOUND TO BE IN GENERAL CONFORMANCE WITH THE STRUCTURAL DESIGN INTENT OF THE BUILDING. REVIEWED FOR CONFORMANCE WITH REQUIRED DESIGN LOADS & CRITERIA AND FOR LOADS IMPOSED ON THE PRIMARY STRUCTURAL FRAME/FOUNDATIONS.
REVIEWED
Date Received: 6/4/2018
Reviewer: gmartin
Date Returned: 06/04/2018

City of Portland
Bureau of
Development Services
Date 6/27/18
By
Approved by
Planning and Zoning Review

City of Portland
REVIEWED FOR CODE COMPLIANCE
JUL 5 2018
Permit Number

ATTENTION INSTALLER!
IN THE EVENT THAT A DISCREPANCY OR ERROR ARISES WITH MATERIALS SHIPPED FOR THIS PROJECT OR THESE CONSTRUCTION DRAWINGS THE INSTALLER MUST NOTIFY MBCI PRIOR TO CORRECTING. IF MBCI IS NOT NOTIFIED, MBCI WILL NOT HONOR BACKCHARGES. BY ANY PARTY INVOLVED!!!

	Revisions	Date	By	Ck'd
1		5/14/18	CMK	J.C.
2	FOR CONSTRUCTION	03/16/18	CMK	J.C.
3	FOR CONSTRUCTION	03/23/18	CMK	J.C.
4	FOR CONSTRUCTION	03/26/18	CMK	J.C.
5	FOR CONSTRUCTION	03/29/18	CMK	J.C.
6	FOR CONSTRUCTION	04/06/18	CMK	J.C.

Metal Roofing and Wall Systems
1450 WEST SAM HOUSTON PKWY. NORTH
HOUSTON, TEXAS 77060
713/467-8555

PROJECT NAME & LOCATION:
Building
Portland OR

CUSTOMER:
ARCHITECT:
Drawing Status: Preliminary / For Permit / For Construction / For Approval

Scale: NOT TO SCALE
Drawn by:
Checked by:
Project Engineer:
Proj. Number: 23-1811-17
Sheet Number: E1 of 19

The engineer whose seal appears hereon is an employee for the manufacturer for the materials described herein. Said seal or certification is limited to the products designed and manufactured by manufacturer only. The undersigned engineer is not the overall engineer of record for this project.

REGISTERED PROFESSIONAL ENGINEER
71240PE
OREGON
JULY 9, 2009
LIDER LIANG
EXPIRES: 12/31/2018

17252-DES-1-CO2

9200

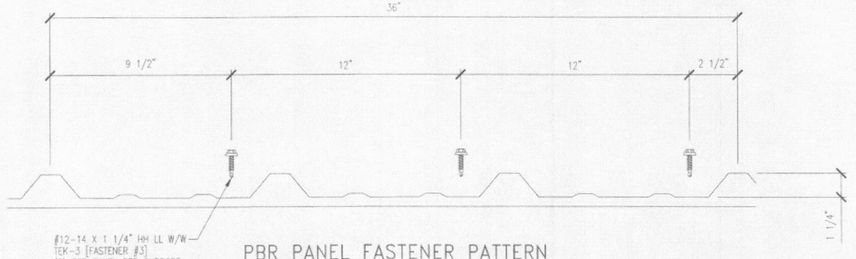

PBR PANEL FASTENER PATTERN
(AT INTERMEDIATE SUPPORTS)
WALL

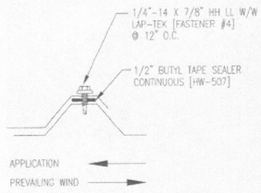

PBR PANEL SIDE LAP DETAIL

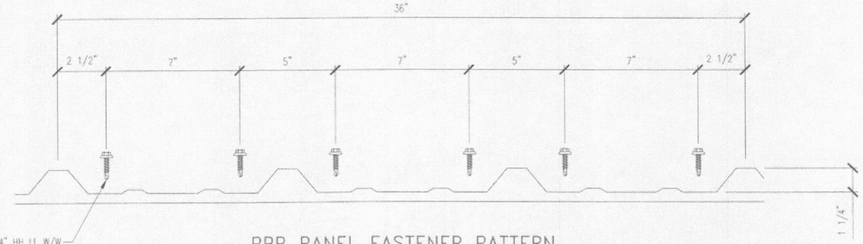

PBR PANEL FASTENER PATTERN
(AT PANEL ENDS)



FW-120-0 PANEL PROFILE
WALL

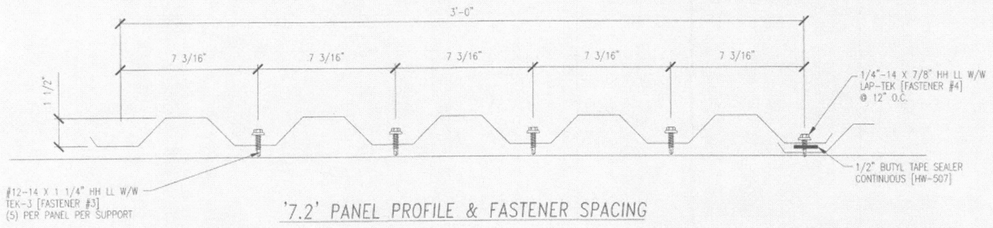

'7.2' PANEL PROFILE & FASTENER SPACING

WALL

Revison	Date	Description	By	Ck'd
0	02/20/18	FOR CONSTRUCTION	CMK	
1	03/14/18	FOR CONSTRUCTION	CMK	U.C.
2	03/16/18	FOR CONSTRUCTION	CMK	U.C.
3	03/23/18	FOR CONSTRUCTION	CMK	U.C.
4	03/26/18	FOR CONSTRUCTION	CMK	U.C.
5	03/29/18	FOR CONSTRUCTION	CMK	U.C.
6	04/06/18	FOR CONSTRUCTION	CMK	U.C.

Metal Roof and Wall Systems
14031 WEST HARDY
HOUSTON, TEXAS 77060
281/445-8555

PROJECT NAME & LOCATION:
Banner Hosford Storage
Portland, OR

CUSTOMER:
ARCHITECT:
Drawing Status: ☐ Preliminary ☐ For Permit

Scale: NOT TO SCALE
Drawn by:
Checked by:
Project Engineer:
Proj. Number: 23-1811-17
Sheet Number: E2 of 19

The engineer whose seal appears hereon is an employe for the manufacturer for the materials described herein. Se seal or certification is limited to the products designed and manufactured by manufacture only. The undersigned engineer not the overall engineer of record for this project.

City of Portland
REVIEWED FOR CODE COMPLIANCE
JUL 5 2018
Permit Number

REGISTERED PROFESSIONAL ENGINEER
71240PE
OREGON
JULY 9, 2003
HIDER LIANG
EXPIRES: 12/31/2018

ATTENTION INSTALLER!
IN THE EVENT THAT A DISCREPANCY OR ERROR ARISES WITH MATERIALS SHIPPED FOR THIS PROJECT OR THESE CONSTRUCTION DRAWINGS THE INSTALLER MUST NOTIFY MBCI PRIOR TO CORRECTING. IF MBCI IS NOT NOTIFIED, MBCI WILL NOT HONOR BACKCHARGES BY ANY PARTY INVOLVED!!!

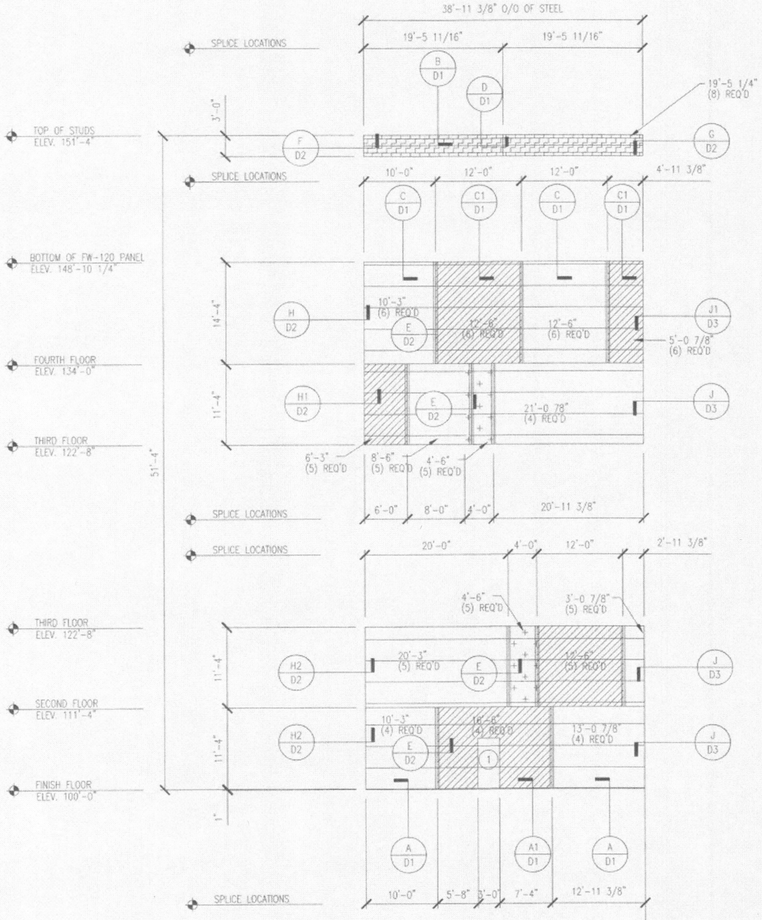

WALL PANEL LAYOUT @ (WA-1)

= 24 GA. 7.2 PANEL SLATE GRAY
= 24 GA. 7.2 SNOW WHITE
= 24 GA. 7.2 TUNDRA
= 24 GA. FW-120 SNOW WHITE
= 26 GA. PBR SNOW WHITE

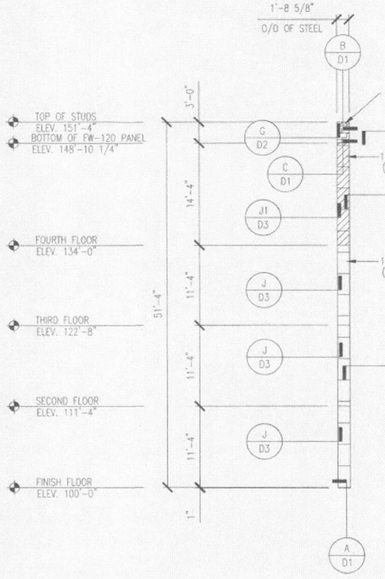

WALL PANEL LAYOUT @ (WA-2)

= 24 GA. 7.2 PANEL SLATE GRAY
= 24 GA. 7.2 SNOW WHITE
= 24 GA. 7.2 TUNDRA
= 24 GA. FW-120 SNOW WHITE
= 26 GA. PBR SNOW WHITE

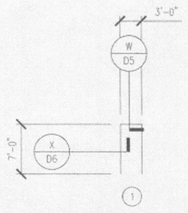

AT DOOR
(1) REQ'D

FIELD MITER TRIM AS REQUIRED AT CORNERS (TYP.)

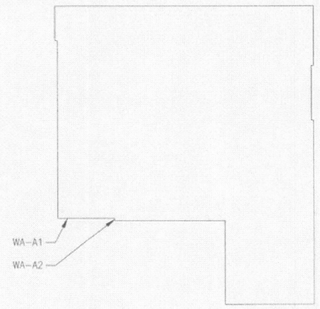

KEYPLAN

Revison	Date	Description	By	Ck'd
0	02/20/18	FOR CONSTRUCTION	CMK	
1	03/14/18	FOR CONSTRUCTION	CMK	U.C.
2	03/16/18	FOR CONSTRUCTION	CMK	U.C.
3	03/23/18	FOR CONSTRUCTION	CMK	U.C.
4	03/26/18	FOR CONSTRUCTION	CMK	U.C.
5	03/29/18	FOR CONSTRUCTION	CMK	U.C.
6	04/06/18	FOR CONSTRUCTION	CMK	U.C.

Metal Roof and Wall Systems
14031 WEST HARDY
HOUSTON, TEXAS 77060
281/445-8555

PROJECT NAME & LOCATION:
Banner Hosford Storage
Portland, OR

CUSTOMER:
ARCHITECT:

Drawing Status: ☐ Preliminary ☐ For Permit

Scale: NOT TO SCALE
Drawn by:
Checked by:
Project Engineer:
Proj. Number: 23-1811-17
Sheet Number: E3 of 19

The engineer whose seal appears hereon is an employe for the manufacturer for the materials described herein. Sc seal or certification is limited to the products designed and manufactured by manufacture only. The undersigned engineer not the overall engineer of record for this project.

City of Portland
REVIEWED FOR CODE COMPLIANCE
JUL 5 2018
Permit Number

MARTIN/MARTIN, INC
REVIEWED & FOUND TO BE IN GENERAL CONFORMANCE WITH THE STRUCTURAL DESIGN INTENT OF THE BUILDING. REVIEWED FOR CONFORMANCE WITH REQUIRED DESIGN LOADS & CRITERIA AND FOR LOADS IMPOSED ON THE PRIMARY STRUCTURAL FRAME/FOUNDATIONS.
REVIEWED
Date Received: 6/4/2018
Reviewer: gmartin
Date Returned: 06/04/2018

REGISTERED PROFESSIONAL ENGINEER
71240PE
OREGON
JULY 9, 2003
VIDER LIANG
EXPIRES: 12/31/2018

ATTENTION INSTALLER!
IN THE EVENT THAT A DISCREPANCY OR ERROR ARISES WITH MATERIALS SHIPPED FOR THIS PROJECT OR THESE CONSTRUCTION DRAWINGS THE INSTALLER MUST NOTIFY MBCI PRIOR TO CORRECTING. IF MBCI IS NOT NOTIFIED, MBCI WILL NOT HONOR BACKCHARGES. BY ANY PARTY INVOLVED!!!

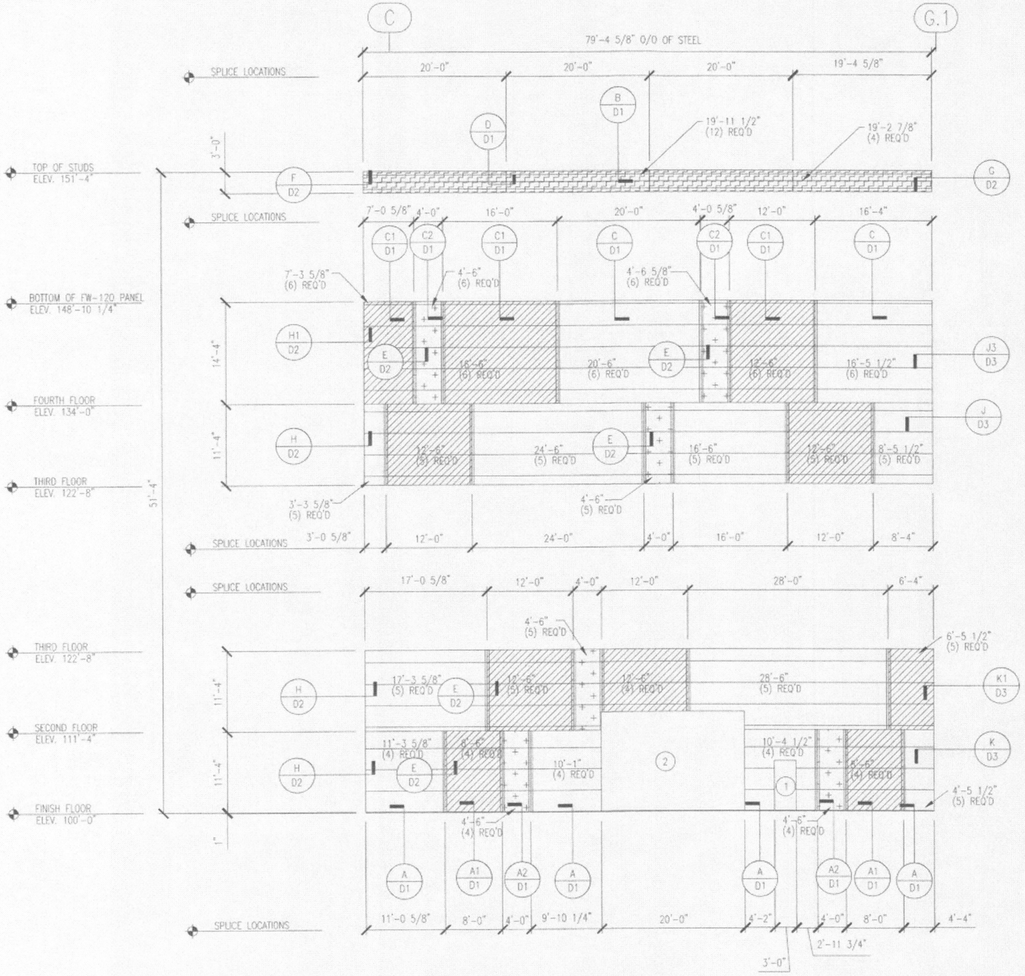

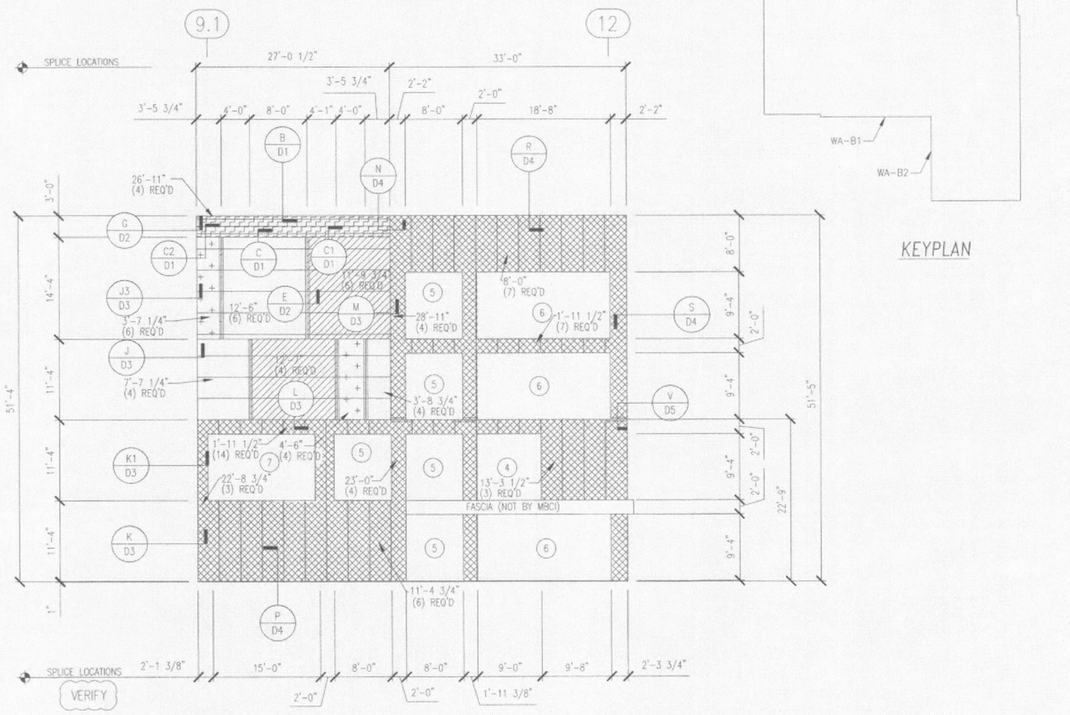

WALL PANEL LAYOUT @ (WA-B2)

- = 24 GA. 7.2 PANEL SLATE GRAY
- = 24 GA. 7.2 SNOW WHITE
- = 24 GA. 7.2 TUNDRA
- = 24 GA. FW-120 SNOW WHITE
- = 26 GA. PBRSNOW WHITE

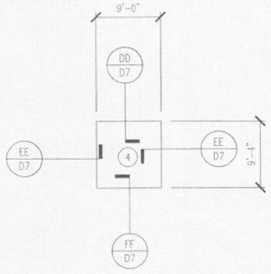

AT WINDOW
(1) REQ'D

WALL PANEL LAYOUT @ (WA-B1)

- = 24 GA. 7.2 PANEL SLATE GRAY
- = 24 GA. 7.2 SNOW WHITE
- = 24 GA. 7.2 TUNDRA
- = 24 GA. FW-120 SNOW WHITE
- = 26 GA. PBR SNOW WHITE

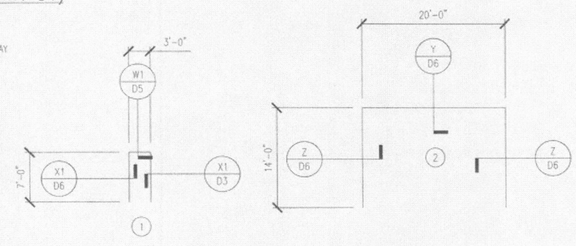

AT DOOR
(1) REQ'D

AT DOOR
(1) REQ'D

FIELD MITER TRIM AS REQUIRED AT CORNERS (TYP.)

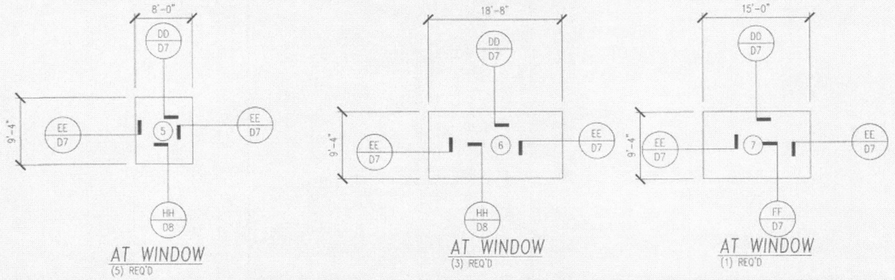

AT WINDOW
(5) REQ'D

AT WINDOW
(3) REQ'D

AT WINDOW
(1) REQ'D

Revison	Date	Description	By	Ck'd
0	02/20/18	FOR CONSTRUCTION	CMK	U.C.
1	03/14/18	FOR CONSTRUCTION	CMK	U.C.
2	03/16/18	FOR CONSTRUCTION	CMK	U.C.
3	03/23/18	FOR CONSTRUCTION	CMK	U.C.
4	03/26/18	FOR CONSTRUCTION	CMK	U.C.
5	03/29/18	FOR CONSTRUCTION	CMK	U.C.
6	04/06/18	FOR CONSTRUCTION	CMK	U.C.

Metal Roof and Wall Systems
14031 WEST HARDY
HOUSTON, TEXAS 77060
281/445-8555

PROJECT NAME & LOCATION:
Banner Hosford Storage
Portland, OR

CUSTOMER:
ARCHITECT:
Drawing Status: ☐ Preliminary ☐ For Permit

Scale: NOT TO SCALE
Drawn by:
Checked by:
Project Engineer:
Proj. Number: 23-1811-17
Sheet Number: E4 of 19

The engineer whose seal appears hereon is an employe for the manufacturer for the materials described herein. Sa seal or certification is limited to the products designed and manufactured by manufacture only. The undersigned engineer not the overall engineer of record for this project.

City of Portland
REVIEWED FOR CODE COMPLIANCE
JUL 5 2018
Permit Number

MARTIN/MARTIN, INC
REVIEWED & FOUND TO BE IN GENERAL CONFORMANCE WITH THE STRUCTURAL DESIGN INTENT OF THE BUILDING. REVIEWED FOR CONFORMANCE WITH REQUIRED DESIGN LOADS & CRITERIA AND FOR LOADS IMPOSED ON THE PRIMARY STRUCTURAL FRAME/FOUNDATIONS.
REVIEWED
Date Received: 6/4/2018
Reviewer: gmartin
Date Returned: 06/04/2018

REGISTERED PROFESSIONAL ENGINEER
12405PE
OREGON
JULY 9, 2003
LIDER LIANG
EXPIRES: 12/31/2018

ATTENTION INSTALLER!
IN THE EVENT THAT A DISCREPANCY OR ERROR ARISES WITH MATERIALS SHIPPED FOR THIS PROJECT OR THESE CONSTRUCTION DRAWINGS THE INSTALLER MUST NOTIFY MBCI PRIOR TO CORRECTING. IF MBCI IS NOT NOTIFIED, MBCI WILL NOT HONOR BACKCHARGES.
BY ANY PARTY INVOLVED!!!

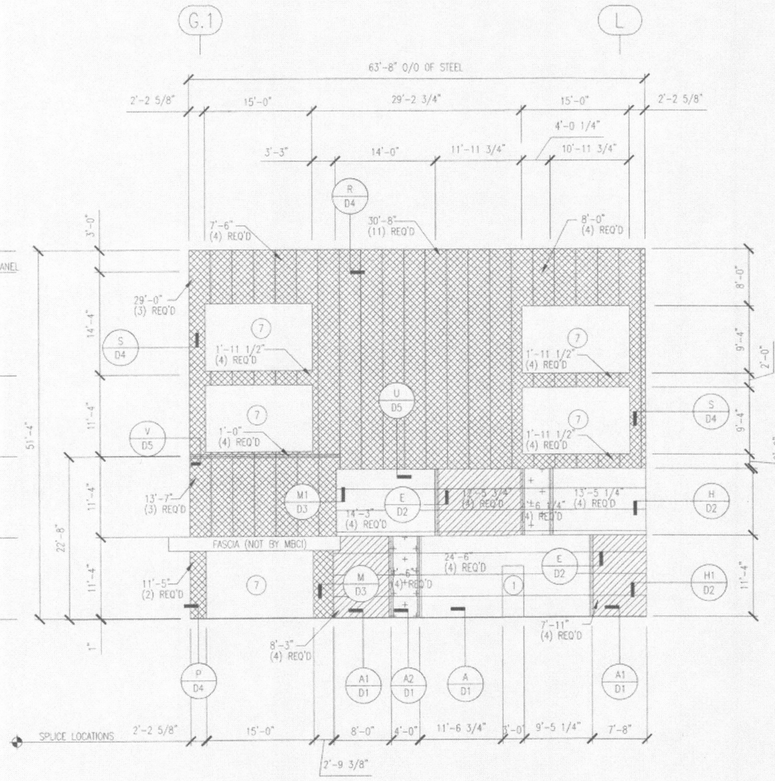

WALL PANEL LAYOUT @ (WA-C1)

= 24 GA. 7.2 PANEL SLATE GRAY
= 24 GA. 7.2 SNOW WHITE
= 24 GA. 7.2 TUNDRA
= 24 GA. FW-120 SNOW WHITE
= 26 GA. PBR SNOW WHITE

AT WINDOW
(5) REQ'D

AT WINDOW
(2) REQ'D

AT DOOR
(1) REQ'D

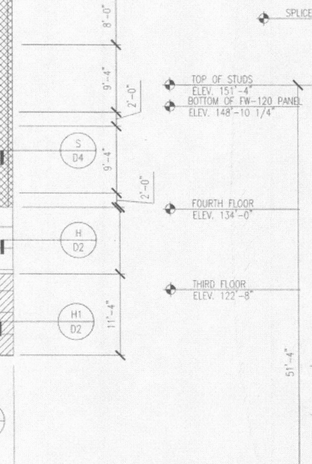

AT WINDOW
(2) REQ'D

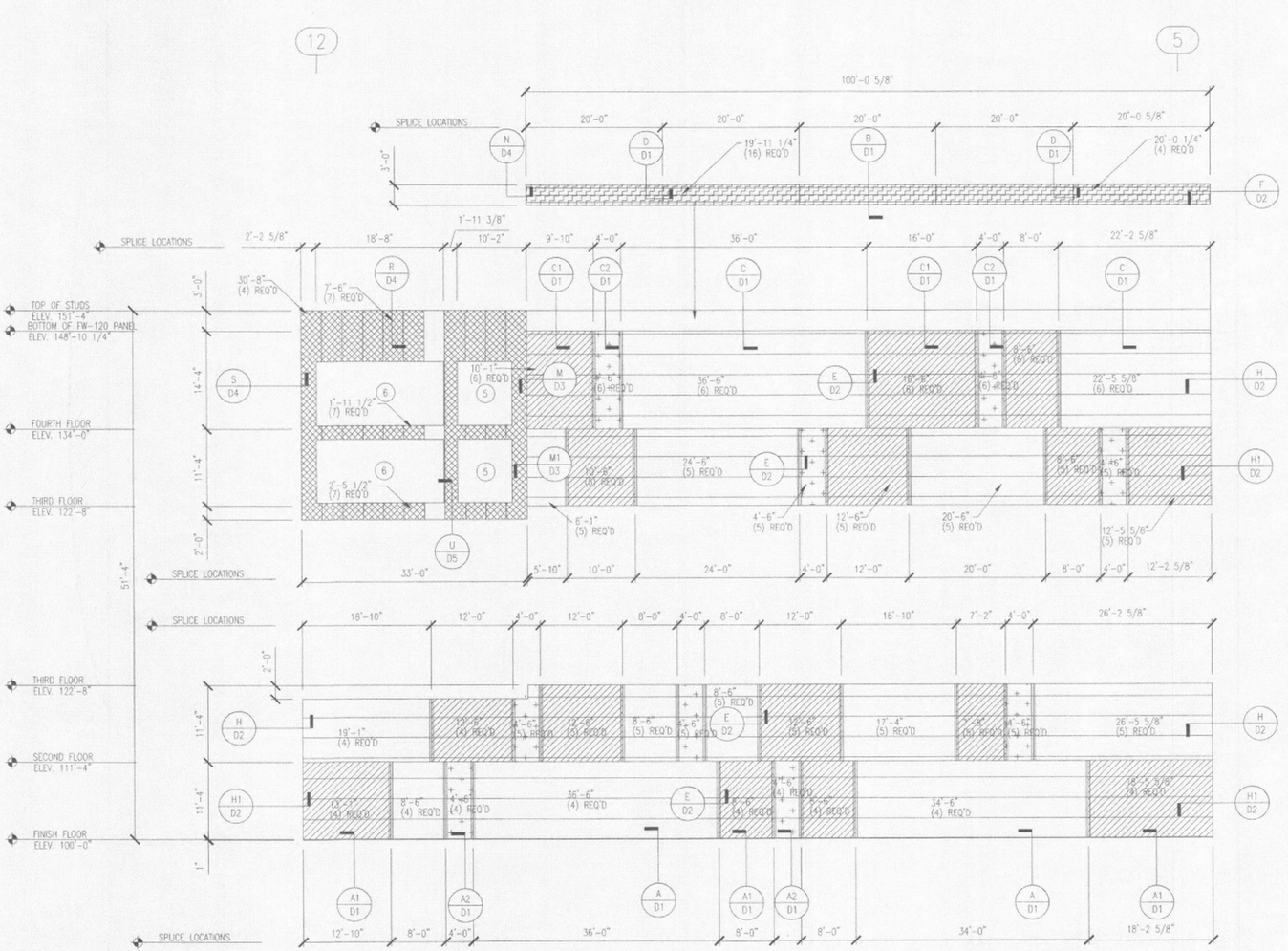

WALL PANEL LAYOUT @ (WA-C2)

= 24 GA. 7.2 PANEL SLATE GRAY
= 24 GA. 7.2 SNOW WHITE
= 24 GA. 7.2 TUNDRA
= 24 GA. FW-120 SNOW WHITE
= 26 GA. PBR SNOW WHITE

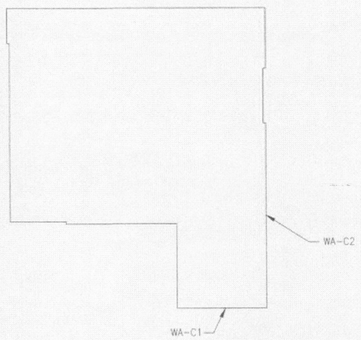

KEYPLAN

FIELD MITER TRIM AS REQUIRED AT CORNERS (TYP.)

Revision	Date	Description	By	Ck'd
0	02/20/18	FOR CONSTRUCTION	CMK	
1	03/14/18	FOR CONSTRUCTION	CMK	U.C.
2	03/16/18	FOR CONSTRUCTION	CMK	U.C.
3	03/23/18	FOR CONSTRUCTION	CMK	U.C.
4	03/26/18	FOR CONSTRUCTION	CMK	U.C.
5	03/29/18	FOR CONSTRUCTION	CMK	U.C.
6	04/06/18	FOR CONSTRUCTION	CMK	U.C.

Metal Roof and Wall Systems
14031 WEST HARDY
HOUSTON, TEXAS 77060
281/445-8555

PROJECT NAME & LOCATION:
Banner Hosford Storage
Portland, OR

CUSTOMER:
ARCHITECT:

☐ For Permit
☐ Preliminary
Drawing Status:

Scale: NOT TO SCALE
Drawn by:
Checked by:
Project Engineer:
Proj. Number: 23-1811-17
Sheet Number: E5 of 19

The engineer whose seal appears hereon is an employe for the manufacturer for the materials described herein. Se seal or certification is limited to the products designed and manufactured by manufacture only. The undersigned engineer not the overall engineer of record for this project.

City of Portland
REVIEWED FOR CODE COMPLIANCE
JUL 5 2018
Permit Number

MARTIN/MARTIN, INC
REVIEWED & FOUND TO BE IN GENERAL CONFORMANCE WITH THE STRUCTURAL DESIGN INTENT OF THE BUILDING. REVIEWED FOR CONFORMANCE WITH REQUIRED DESIGN LOADS & CRITERIA AND FOR LOADS IMPOSED ON THE PRIMARY STRUCTURAL FRAME/FOUNDATIONS.
REVIEWED
Date Received: 6/4/2018
Reviewer: gmartin
Date Returned: 06/04/2018

REGISTERED PROFESSIONAL ENGINEER
71240PE
OREGON
JULY 9, 2002
LIDER LIANG
EXPIRES: 12/31/2018

ATTENTION INSTALLER!
IN THE EVENT THAT A DISCREPANCY OR ERROR ARISES WITH MATERIALS SHIPPED FOR THIS PROJECT OR THESE CONSTRUCTION DRAWINGS THE INSTALLER MUST NOTIFY MBCI PRIOR TO CORRECTING. IF MBCI IS NOT NOTIFIED, MBCI WILL NOT HONOR BACKCHARGES. BY ANY PARTY INVOLVED!!!

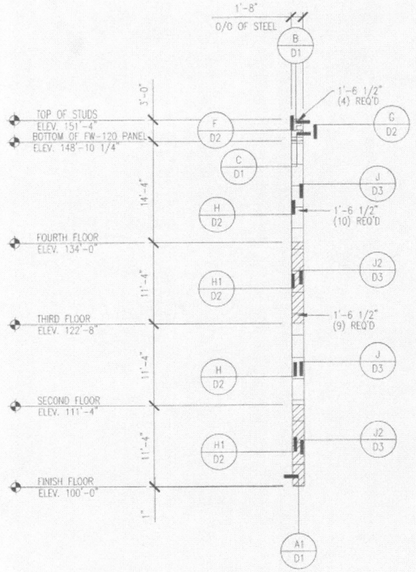

WALL PANEL LAYOUT @ (WA-D1)

- = 24 GA. 7.2 PANEL SLATE GRAY
- = 24 GA. 7.2 SNOW WHITE
- = 24 GA. 7.2 TUNDRA
- = 24 GA. FW-120 SNOW WHITE
- = 26 GA. PBR SNOW WHITE

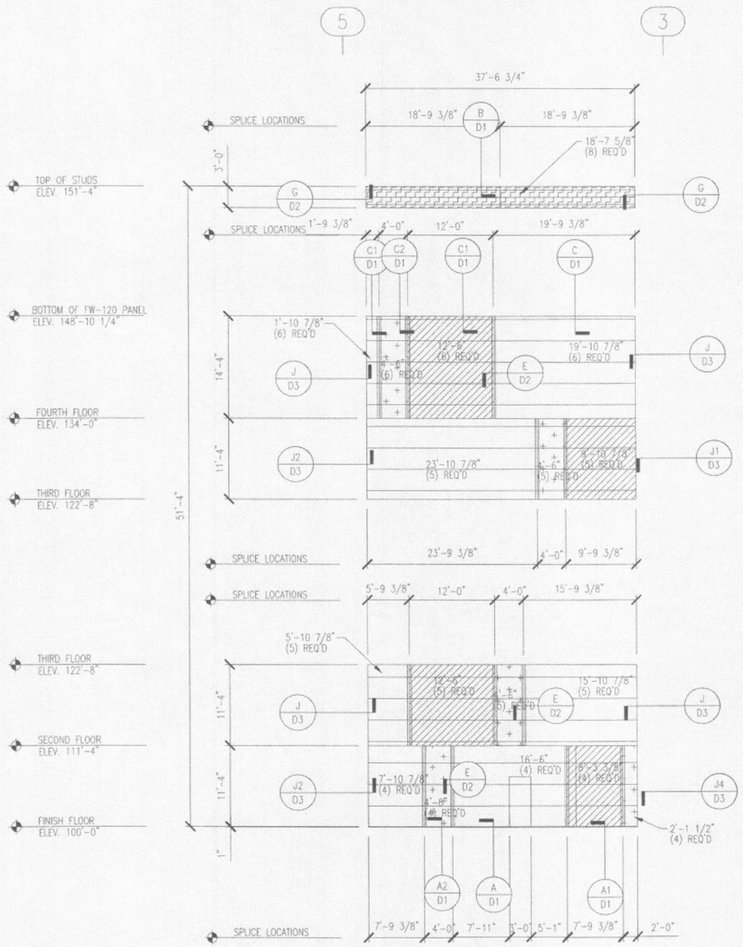

WALL PANEL LAYOUT @ (WA-D2)

- = 24 GA. 7.2 PANEL SLATE GRAY
- = 24 GA. 7.2 SNOW WHITE
- = 24 GA. 7.2 TUNDRA
- = 24 GA. FW-120 SNOW WHITE
- = 26 GA. PBR SNOW WHITE

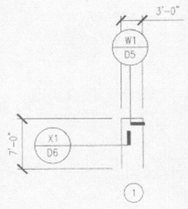

AT DOOR
(1) REQ'D

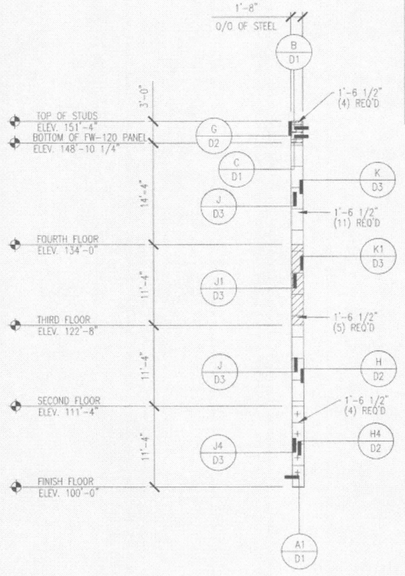

WALL PANEL LAYOUT @ (WA-D3)

- = 24 GA. 7.2 PANEL SLATE GRAY
- = 24 GA. 7.2 SNOW WHITE
- = 24 GA. 7.2 TUNDRA
- = 24 GA. FW-120 SNOW WHITE
- = 26 GA. PBR SNOW WHITE

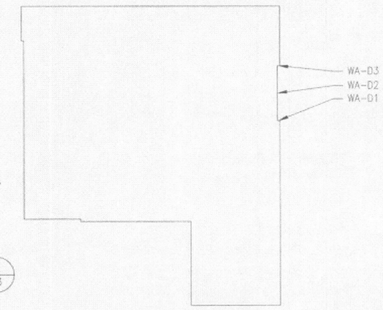

KEYPLAN

FIELD MITER TRIM AS REQUIRED AT CORNERS (TYP.)

Revision	Date	Description	By	Ck'd
0	02/20/18	FOR CONSTRUCTION	CMK	U.C.
1	03/14/18	FOR CONSTRUCTION	CMK	U.C.
2	03/16/18	FOR CONSTRUCTION	CMK	U.C.
3	03/23/18	FOR CONSTRUCTION	CMK	U.C.
4	03/26/18	FOR CONSTRUCTION	CMK	U.C.
5	03/29/18	FOR CONSTRUCTION	CMK	U.C.
6	04/06/18	FOR CONSTRUCTION	CMK	U.C.

Metal Roof and Wall Systems
14031 WEST HARDY
HOUSTON, TEXAS 77060
281/445-8555

MBCI®

PROJECT NAME & LOCATION:
Bonner Hosford Storage
Portland, OR

CUSTOMER:
ARCHITECT:

Drawing Status: ☐ Preliminary ☐ For Permit

Scale: NOT TO SCALE
Drawn by:
Checked by:
Project Engineer:
Proj. Number: 23-1811-17
Sheet Number: E6 of 19

The engineer whose seal appears hereon is an employ for the manufacturer for the materials described herein. S seal or certification is limitec to the products designed an manufactured by manufacture only. The undersigned engineer not the overall engineer of record for this project.

City of Portland
REVIEWED FOR CODE COMPLIANCE
JUL 5 2018
Permit Number

MARTIN/MARTIN, INC
REVIEWED & FOUND TO BE IN GENERAL CONFORMANCE WITH THE STRUCTURAL DESIGN INTENT OF THE BUILDING. REVIEWED FOR CONFORMANCE WITH REQUIRED DESIGN LOADS & CRITERIA AND FOR LOADS IMPOSED ON THE PRIMARY STRUCTURAL FRAME/FOUNDATIONS.
REVIEWED
Date Received: 6/4/2018
Reviewer: gmartin
Date Returned: 06/04/2018

REGISTERED PROFESSIONAL ENGINEER
71240PE
OREGON
JULY 9, 2009
LIDER LIANG
EXPIRES: 12/31/2018

ATTENTION INSTALLER!
IN THE EVENT THAT A DISCREPANCY OR ERROR ARISES WITH MATERIALS SHIPPED FOR THIS PROJECT OR THESE CONSTRUCTION DRAWINGS THE INSTALLER MUST NOTIFY MBCI PRIOR TO CORRECTING. IF MBCI IS NOT NOTIFIED, MBCI WILL NOT HONOR BACKCHARGES. BY ANY PARTY INVOLVED!!!

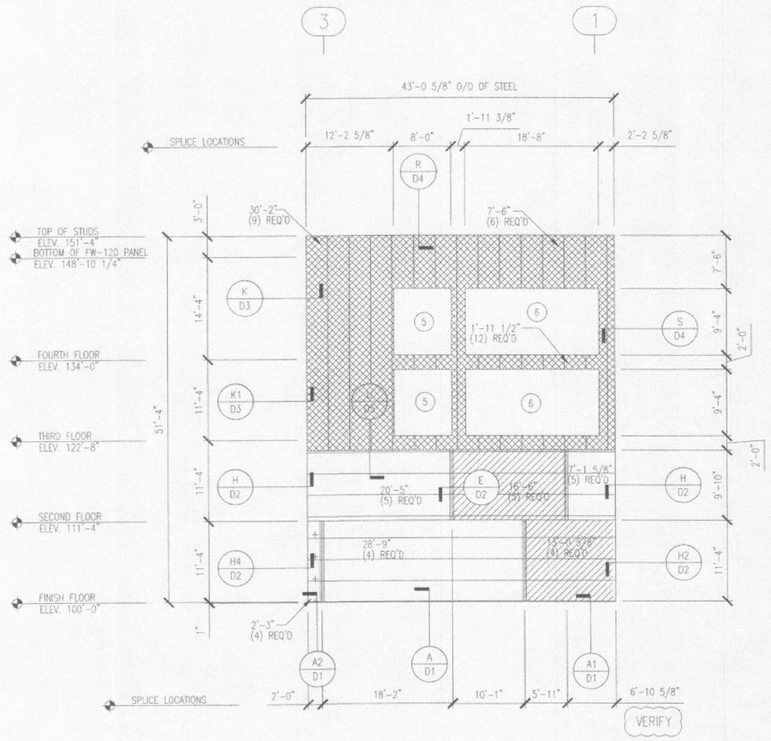

WALL PANEL LAYOUT @ (WA-E1)

= 24 GA. 7.2 PANEL SLATE GRAY
= 24 GA. 7.2 SNOW WHITE
= 24 GA. 7.2 TUNDRA
= 24 GA. FW-120 SNOW WHITE
= 26 GA. PBR SNOW WHITE

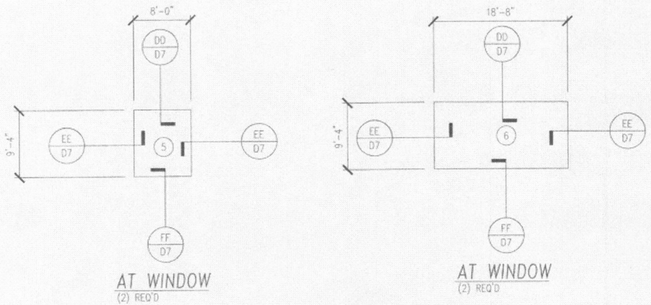

AT WINDOW (2) REQ'D

AT WINDOW (2) REQ'D

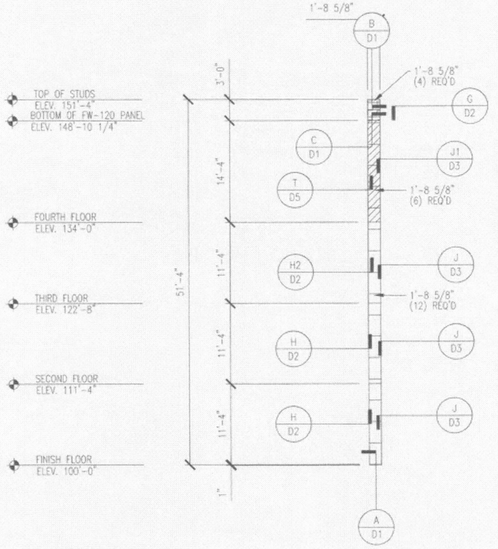

WALL PANEL LAYOUT @ (WA-E2)

= 24 GA. 7.2 PANEL SLATE GRAY
= 24 GA. 7.2 SNOW WHITE
= 24 GA. 7.2 TUNDRA
= 24 GA. FW-120 SNOW WHITE
= 26 GA. PBR SNOW WHITE

FIELD MITER TRIM AS REQUIRED AT CORNERS (TYP.)



KEYPLAN

Revison	Date	Description	By	Ck'd
0	02/20/18	FOR CONSTRUCTION	CMK	
1	03/14/18	FOR CONSTRUCTION	CMK	U.C.
2	03/16/18	FOR CONSTRUCTION	CMK	U.C.
3	03/23/18	FOR CONSTRUCTION	CMK	U.C.
4	03/26/18	FOR CONSTRUCTION	CMK	U.C.
5	03/29/18	FOR CONSTRUCTION	CMK	U.C.
6	04/06/18	FOR CONSTRUCTION	CMK	U.C.

Metal Roof and Wall Systems
14031 WEST HARDY
HOUSTON, TEXAS 77060
281/445-8555

PROJECT NAME & LOCATION:
Banner Hosford Storage
Portland, OR

CUSTOMER:
ARCHITECT:
Drawing Status: ☐ Preliminary ☐ For Permit

Scale: NOT TO SCALE
Drawn by:
Checked by:
Project Engineer:
Proj. Number: 23-1811-17
Sheet Number: E7 of 1

The engineer whose seal appears hereon is an emplo for the manufacturer for th materials described herein. seal or certification is limit to the products designed a manufactured by manufactu only. The undersigned engine not the overall engineer of record for this project.

City of Portland
REVIEWED FOR CODE COMPLIANCE
JUL 5 2018
Permit Number

MARTIN/MARTIN, INC
REVIEWED & FOUND TO BE IN GENERAL CONFORMANCE WITH THE STRUCTURAL DESIGN INTENT OF THE BUILDING. REVIEWED FOR CONFORMANCE WITH REQUIRED DESIGN LOADS & CRITERIA AND FOR LOADS IMPOSED ON THE PRIMARY STRUCTURAL FRAME/FOUNDATIONS.
REVIEWED
Date Received: 6/4/2018
Reviewer: gmartin
Date Returned: 06/04/2018

REGISTERED PROFESSIONAL ENGINEER
71240PE
OREGON
JULY 9, 2008
LIDER LIANG
EXPIRES: 12/31/2018

ATTENTION INSTALLER!
IN THE EVENT THAT A DISCREPANCY OR ERROR ARISES WITH MATERIALS SHIPPED FOR THIS PROJECT OR THESE CONSTRUCTION DRAWINGS THE INSTALLER MUST NOTIFY MBCI PRIOR TO CORRECTING. IF MBCI IS NOT NOTIFIED, MBCI WILL NOT HONOR BACKCHARGES. BY ANY PARTY INVOLVED!!!

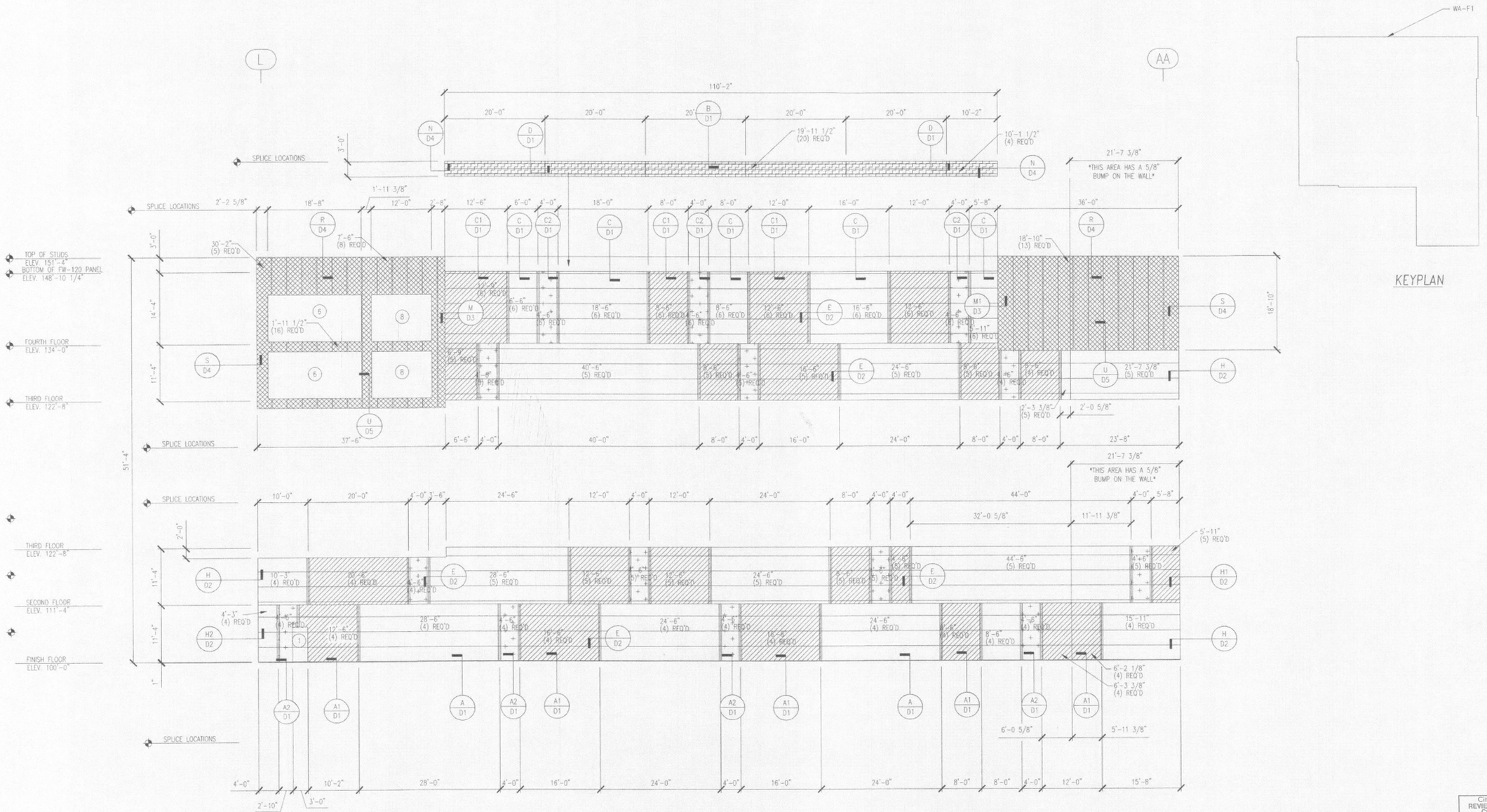

WALL PANEL LAYOUT @ (WA-F1)

- = 24 GA. 7.2 PANEL SLATE GRAY
- = 24 GA. 7.2 SNOW WHITE
- = 24 GA. 7.2 TUNDRA
- = 24 GA. FW-120 SNOW WHITE
- = 26 GA. PBR SNOW WHITE

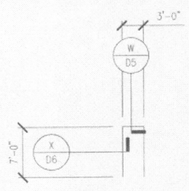

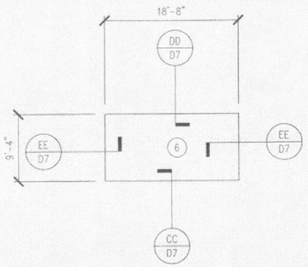

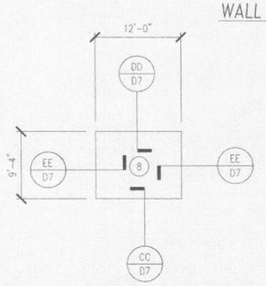

FIELD MITER TRIM AS REQUIRED AT CORNERS (TYP.)

Revison	Date	Description	By	Ck'd
0	02/20/18	FOR CONSTRUCTION	CMK	U.C.
1	03/14/18	FOR CONSTRUCTION	CMK	U.C.
2	03/16/18	FOR CONSTRUCTION	CMK	U.C.
3	03/23/18	FOR CONSTRUCTION	CMK	U.C.
4	03/26/18	FOR CONSTRUCTION	CMK	U.C.
5	03/29/18	FOR CONSTRUCTION	CMK	U.C.
6	04/06/18	FOR CONSTRUCTION	CMK	U.C.

Metal Roof and Wall Systems
14031 WEST HARDY
HOUSTON, TEXAS 77060
281/445-8555

PROJECT NAME & LOCATION:
Banner Hosford Storage
Portland, OR

CUSTOMER:
ARCHITECT:

☐ Preliminary
☐ For Approval
☐ For Permit
☒ For Construction

Drawing Status:

Scale: NOT TO SCALE
Drawn by:
Checked by:
Project Engineer:
Proj. Number: 23-1811-17
Sheet Number: E8 of 19

The engineer whose seal appears hereon is an employee for the manufacturer for the materials described herein. Said seal or certification is limited to the products designed and manufactured by manufacturer only. The undersigned engineer is not the overall engineer of record for this project.

City of Portland
REVIEWED FOR CODE COMPLIANCE
JUL 5 2018
Permit Number

MARTIN/MARTIN, INC
REVIEWED & FOUND TO BE IN GENERAL CONFORMANCE WITH THE STRUCTURAL DESIGN INTENT OF THE BUILDING. REVIEWED FOR CONFORMANCE WITH REQUIRED DESIGN LOADS & CRITERIA AND FOR LOADS IMPOSED ON THE PRIMARY STRUCTURAL FRAME/FOUNDATIONS.
REVIEWED
Date Received: 6/4/2018
Reviewer: gmartin
Date Returned: 06/04/2018

REGISTERED PROFESSIONAL ENGINEER 71240PE OREGON JULY 9, 2013 LIDER LIANG
EXPIRES: 12/31/2018

ATTENTION INSTALLER!
IN THE EVENT THAT A DISCREPANCY OR ERROR ARISES WITH MATERIALS SHIPPED FOR THIS PROJECT OR THESE CONSTRUCTION DRAWINGS THE INSTALLER MUST NOTIFY MBCI PRIOR TO CORRECTING. IF MBCI IS NOT NOTIFIED, MBCI WILL NOT HONOR BACKCHARGES. BY ANY PARTY INVOLVED!!!

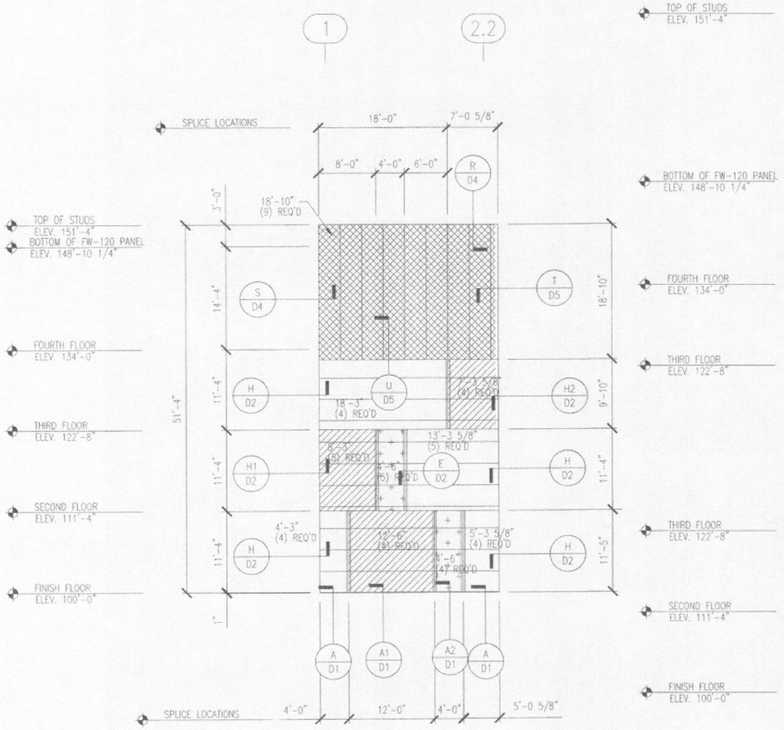

WALL PANEL LAYOUT @ (WA-G1)

- = 24 GA. 7.2 PANEL SLATE GRAY
- = 24 GA. 7.2 SNOW WHITE
- = 24 GA. 7.2 TUNDRA
- = 24 GA. FW-120 SNOW WHITE
- = 26 GA. PBR SNOW WHITE

FIELD MITER TRIM AS REQUIRED AT CORNERS (TYP.)



WALL PANEL LAYOUT @ (WA-G2)

- = 24 GA. 7.2 PANEL SLATE GRAY
- = 24 GA. 7.2 SNOW WHITE
- = 24 GA. 7.2 TUNDRA
- = 24 GA. FW-120 SNOW WHITE
- = 26 GA. PBR SNOW WHITE

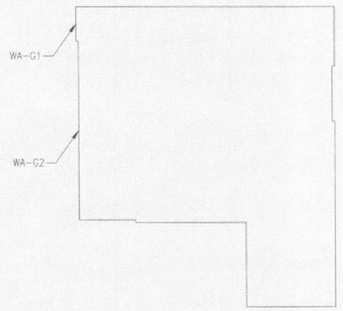

KEYPLAN

Revision	Date	Description	By	Ck'd
0	02/20/18	FOR CONSTRUCTION	CMK	
1	03/14/18	FOR CONSTRUCTION	CMK	U.C.
2	03/16/18	FOR CONSTRUCTION	CMK	U.C.
3	03/23/18	FOR CONSTRUCTION	CMK	U.C.
4	03/26/18	FOR CONSTRUCTION	CMK	U.C.
5	03/29/18	FOR CONSTRUCTION	CMK	U.C.
6	04/06/18	FOR CONSTRUCTION	CMK	U.C.

Metal Roof and Wall Systems
14031 WEST HARDY
HOUSTON, TEXAS 77060
281/445-8555

PROJECT NAME & LOCATION:
Banner Hosford Storage
Portland, OR

CUSTOMER:

ARCHITECT:

Drawing Status: ☐ Preliminary ☐ For Permit

Scale: NOT TO SCALE
Drawn by:
Checked by:
Project Engineer:
Proj. Number: 23-1811-17
Sheet Number: E9 of 19

The engineer whose seal appears hereon is an employee for the manufacturer for the materials described herein. The seal or certification is limited to the products designed or manufactured by manufacturer only. The undersigned engineer is not the overall engineer of record for this project.

City of Portland
REVIEWED FOR CODE COMPLIANCE
JUL 5 2018
Permit Number

MARTIN/MARTIN, INC
REVIEWED & FOUND TO BE IN GENERAL CONFORMANCE WITH THE STRUCTURAL DESIGN INTENT OF THE BUILDING. REVIEWED FOR CONFORMANCE WITH REQUIRED DESIGN LOADS & CRITERIA AND FOR LOADS IMPOSED ON THE PRIMARY STRUCTURAL FRAME/FOUNDATIONS.
REVIEWED
Date Received: 6/4/2018
Reviewer: gmartin
Date Returned: 06/04/2018

REGISTERED PROFESSIONAL ENGINEER
71240PE
OREGON
JULY 9, 2002
LIDER LIANG
EXPIRES: 12/31/2018

ATTENTION INSTALLER!
IN THE EVENT THAT A DISCREPANCY OR ERROR ARISES WITH MATERIALS SHIPPED FOR THIS PROJECT OR THESE CONSTRUCTION DRAWINGS THE INSTALLER MUST NOTIFY MBCI PRIOR TO CORRECTING. IF MBCI IS NOT NOTIFIED, MBCI WILL NOT HONOR BACKCHARGES. BY ANY PARTY INVOLVED!!!

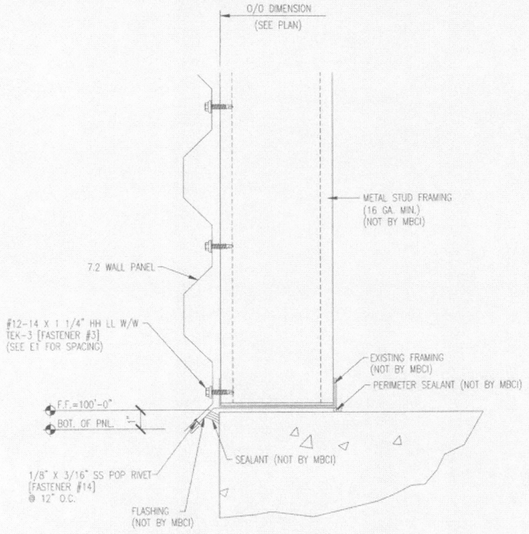

SECTION A / D1 AT WALL SILL
SLATE GRAY

SECTION A1 / D1 AT WALL SILL
SNOW WHITE

SECTION A2 / D1 AT WALL SILL
TUNDRA

NOTE:
MBCI RECOMMENDS THAT A REVERSE ROLLED 7.2 PANEL BE USED IN HORIZONTAL APPLICATIONS SO THAT THE LAP FASTENERS CAN BE INSTALLED IN THE LOW RIBS.

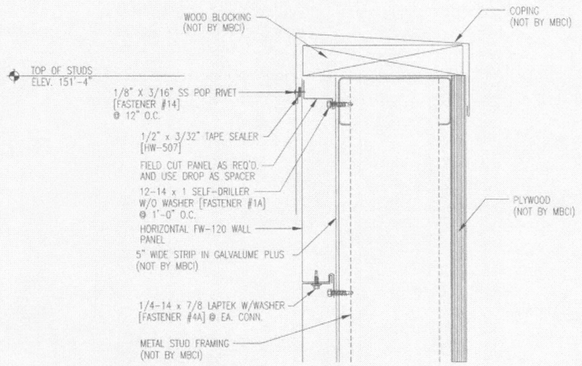

SECTION B / D1 AT TOP OF WALL

FOR ADDITIONAL ERECTION INFORMATION
PLEASE REFER TO MBCI'S
COMMERCIAL/INDUSTRIAL
DESIGN/INSTALLATION MANUAL

FOR ADDITIONAL ERECTION INFORMATION
PLEASE REFER TO MBCI'S
PBR & PBU PANELS
DESIGN/INSTALLATION MANUAL

FOR ADDITIONAL ERECTION INFORMATION
PLEASE REFER TO MBCI'S
FW-120 AND IL PANELS
DESIGN/INSTALLATION MANUAL

FIELD MITER TRIM AS REQUIRED AT CORNERS (TYP.)

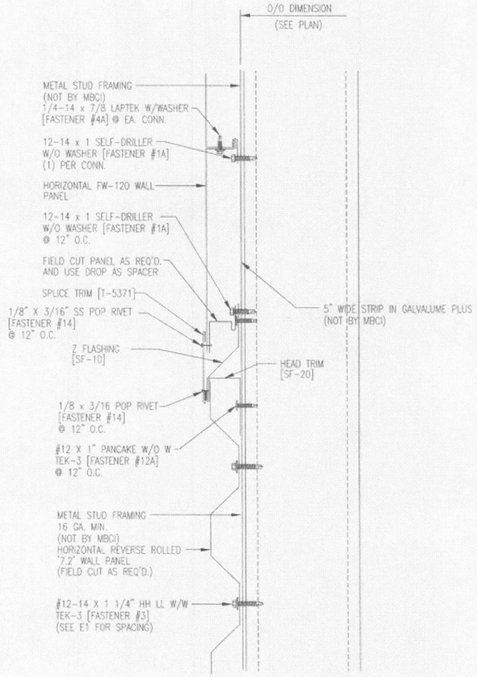

SECTION C / D1 AT SPLICE
SLATE GRAY

SECTION C1 / D1 AT SPLICE
SNOW WHITE

SECTION C2 / D1 AT SPLICE
TUNDRA

NOTE:
MBCI RECOMMENDS THAT A REVERSE ROLLED 7.2 PANEL BE USED IN HORIZONTAL APPLICATIONS SO THAT THE LAP FASTENERS CAN BE INSTALLED IN THE LOW RIBS.

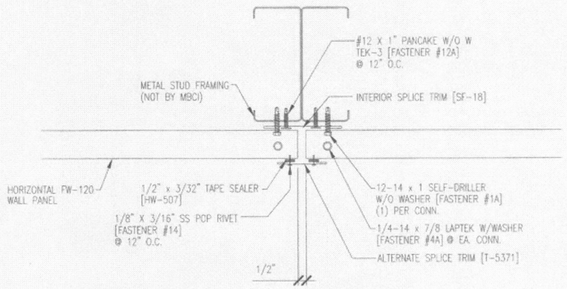

SECTION D / D1 AT SPLICE

SCREWS TO BE DRIVEN AT 2000 RPM'S (MAXIMUM)

TREATED WOOD BLOCKING NOTE:

ALL ATTACHMENTS MADE INTO TREATED WOOD BLOCKING MUST BE MADE WITH 100% STAINLESS STEEL FASTENERS ONLY. ALL TREATED WOOD MUST BE COVERED WITH A WATERPROOF MEMBRANE THAT MEETS ASTM-D-1970 REQUIREMENTS FOR NAIL SEAL ABILITY, TO PREVENT CONTACT WITH PANELS OR TRIM. WATERPROOF MEMBRANE NOT BY MBCI.

Revison	Date	Description	By	Ck'd
0	02/20/18	FOR CONSTRUCTION	CMK	
1	03/14/18	FOR CONSTRUCTION	CMK	U.C.
2	03/16/18	FOR CONSTRUCTION	CMK	U.C.
3	03/23/18	FOR CONSTRUCTION	CMK	U.C.
4	03/26/18	FOR CONSTRUCTION	CMK	U.C.
5	03/29/18	FOR CONSTRUCTION	CMK	U.C.
6	04/06/18	FOR CONSTRUCTION	CMK	U.C.

Metal Roof and Wall Systems
14031 WEST HARDY
HOUSTON, TEXAS 77060
281/445-8555

PROJECT NAME & LOCATION:
Banner Hosford Storage
Portland, OR

CUSTOMER:
ARCHITECT:
Drawing Status: ☐ Preliminary ☐ For Permit

Scale: NOT TO SCALE
Drawn by:
Checked by:
Project Engineer:
Proj. Number: 23-1811-17
Sheet Number: D1 of 19

The engineer whose seal appears hereon is an employe for the manufacturer for the materials described herein. Sc seal or certification is limited to the products designed and manufactured by manufacture only. The undersigned engineer not the overall engineer of record for this project.

City of Portland
REVIEWED FOR CODE COMPLIANCE
JUL 5 2018
Permit Number

MARTIN/MARTIN, INC
REVIEWED & FOUND TO BE IN GENERAL CONFORMANCE WITH THE STRUCTURAL DESIGN INTENT OF THE BUILDING. REVIEWED FOR CONFORMANCE WITH REQUIRED DESIGN LOADS & CRITERIA AND FOR LOADS IMPOSED ON THE PRIMARY STRUCTURAL FRAME/FOUNDATIONS.
REVIEWED
Date Received: 6/4/2018
Reviewer: gmartin
Date Returned: 06/04/2018

REGISTERED PROFESSIONAL ENGINEER
7/12/18
OREGON
JULY 9, 2002
LIDER LIANG
EXPIRES: 12/31/2018

ATTENTION INSTALLER!
IN THE EVENT THAT A DISCREPANCY OR ERROR ARISES WITH MATERIALS SHIPPED FOR THIS PROJECT OR THESE CONSTRUCTION DRAWINGS THE INSTALLER MUST NOTIFY MBCI PRIOR TO CORRECTING. IF MBCI IS NOT NOTIFIED, MBCI WILL NOT HONOR BACKCHARGES. BY ANY PARTY INVOLVED!!!

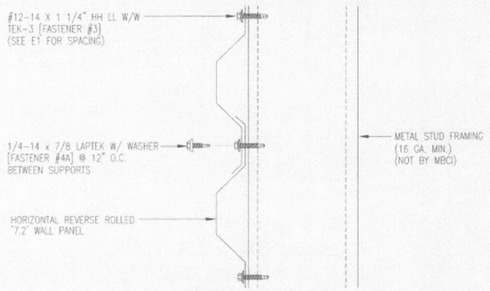

HORIZONTAL REVERSE ROLLED 7.2 SIDE LAP

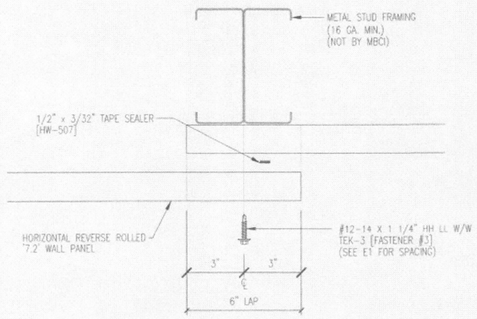

HORIZONTAL REVERSE ROLLED 7.2 END LAP

NOTE:
MBCI RECOMMENDS THAT A REVERSE ROLLED 7.2 PANEL BE USED IN HORIZONTAL APPLICATIONS SO THAT THE LAP FASTENERS CAN BE INSTALLED IN THE LOW RIBS.

SECTION E / D2 AT ENDLAP

SCREWS TO BE DRIVEN AT 2000 RPM'S (MAXIMUM)

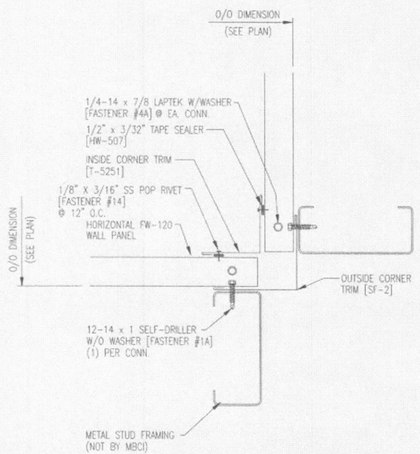

SECTION G / D2 AT INSIDE CORNER

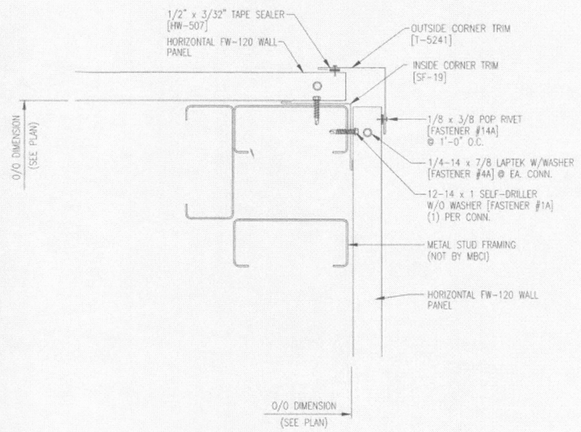

SECTION F / D2 AT OUTSIDE CORNER

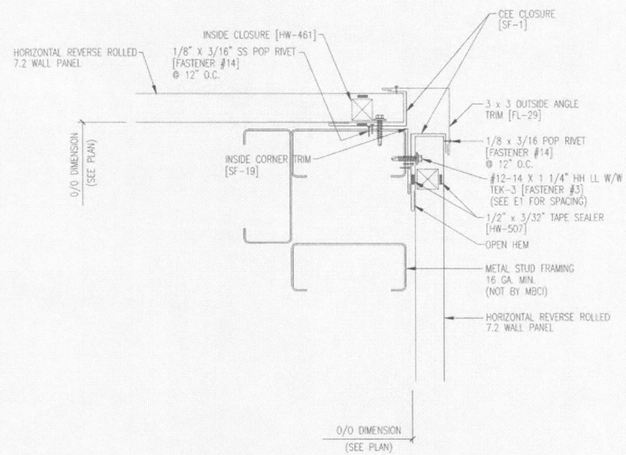

SECTION H / D2 AT OUTSIDE CORNER
SLATE GRAY

SECTION H1 / D2 AT OUTSIDE CORNER
SNOW WHITE

SECTION H2 / D2 AT OUTSIDE CORNER
SLATE GRAY – SNOW WHITE

SECTION H3 / D2 AT OUTSIDE CORNER
SLATE GRAY – TUNDRA

SECTION H4 / D2 AT OUTSIDE CORNER
TUNDRA

NOTE:
MBCI RECOMMENDS THAT A REVERSE ROLLED 7.2 PANEL BE USED IN HORIZONTAL APPLICATIONS SO THAT THE LAP FASTENERS CAN BE INSTALLED IN THE LOW RIBS.

FOR ADDITIONAL ERECTION INFORMATION
PLEASE REFER TO MBCI'S
COMMERCIAL/INDUSTRIAL
DESIGN/INSTALLATION MANUAL

FOR ADDITIONAL ERECTION INFORMATION
PLEASE REFER TO MBCI'S
PBR & PBU PANELS
DESIGN/INSTALLATION MANUAL

FOR ADDITIONAL ERECTION INFORMATION
PLEASE REFER TO MBCI'S
FW-120 AND IL PANELS
DESIGN/INSTALLATION MANUAL

FIELD MITER TRIM AS REQUIRED AT CORNERS (TYP.)

City of Portland
REVIEWED FOR CODE COMPLIANCE
JUL 5 2018
Permit Number

MARTIN/MARTIN, INC
REVIEWED & FOUND TO BE IN GENERAL CONFORMANCE WITH THE STRUCTURAL DESIGN INTENT OF THE BUILDING. REVIEWED FOR CONFORMANCE WITH REQUIRED DESIGN LOADS & CRITERIA AND FOR LOADS IMPOSED ON THE PRIMARY STRUCTURAL FRAME/FOUNDATIONS.
REVIEWED
Date Received: 6/4/2018
Reviewer: gmartin
Date Returned: 06/04/2018

ATTENTION INSTALLER!
IN THE EVENT THAT A DISCREPANCY OR ERROR ARISES WITH MATERIALS SHIPPED FOR THIS PROJECT OR THESE CONSTRUCTION DRAWINGS THE INSTALLER MUST NOTIFY MBCI PRIOR TO CORRECTING. IF MBCI IS NOT NOTIFIED, MBCI WILL NOT HONOR BACKCHARGES. BY ANY PARTY INVOLVED!!!

Revision	Date	Description	By	Ck'd
0	02/20/18	FOR CONSTRUCTION	CMK	
1	03/14/18	FOR CONSTRUCTION	CMK	U.C.
2	03/16/18	FOR CONSTRUCTION	CMK	U.C.
3	03/23/18	FOR CONSTRUCTION	CMK	U.C.
4	03/26/18	FOR CONSTRUCTION	CMK	U.C.
5	03/29/18	FOR CONSTRUCTION	CMK	U.C.
6	04/06/18	FOR CONSTRUCTION	CMK	U.C.

Metal Roof and Wall Systems
14031 WEST HARDY
HOUSTON, TEXAS 77060
281/445-8555

PROJECT NAME & LOCATION:
Banner Hosford Storage
Portland, OR

CUSTOMER:
ARCHITECT:

☐ For Permit
☐ Preliminary
Drawing Status:

Scale: NOT TO SCALE
Drawn by:
Checked by:
Project Engineer:
Proj. Number: 23-1811-17
Sheet Number: D2 of 19

The engineer whose seal appears hereon is an employe for the manufacturer for the materials described herein. So seal or certification is limited to the products designed and manufactured by manufacture only. The undersigned engineer not the overall engineer of record for this project.

REGISTERED PROFESSIONAL ENGINEER
71240PE
OREGON
JULY 9, 2008
LIDER LIANG
EXPIRES: 12/31/2018

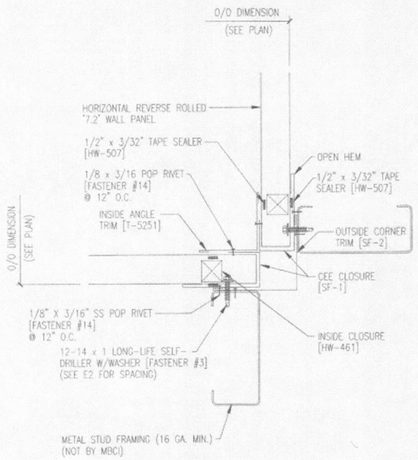

NOTE:
MBCI RECOMMENDS THAT A REVERSE ROLLED 7.2 PANEL BE USED IN HORIZONTAL APPLICATIONS SO THAT THE LAP FASTENERS CAN BE INSTALLED IN THE LOW RIBS.

SECTION J / D3 AT INSIDE CORNER
SLATE GRAY

SECTION J1 / D3 AT INSIDE CORNER
SNOW WHITE

SECTION J2 / D3 AT INSIDE CORNER
SLATE GRAY – SNOW WHITE

SECTION J3 / D3 AT INSIDE CORNER
SLATE GRAY – TUNDRA

SECTION J4 / D3 AT INSIDE CORNER
TUNDRA

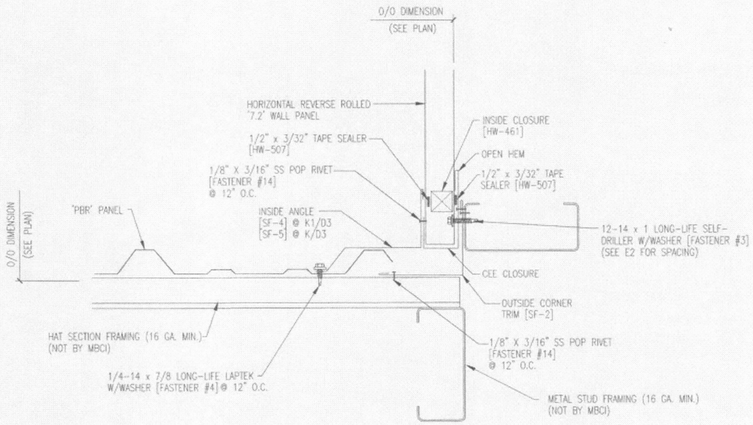

SECTION K / D3 AT INSIDE CORNER
SLATE GRAY – SNOW WHITE

SECTION K1 / D3 AT INSIDE CORNER
SNOW WHITE

NOTE:
MBCI RECOMMENDS THAT A REVERSE ROLLED 7.2 PANEL BE USED IN HORIZONTAL APPLICATIONS SO THAT THE LAP FASTENERS CAN BE INSTALLED IN THE LOW RIBS.

FOR ADDITIONAL ERECTION INFORMATION
PLEASE REFER TO MBCI'S
COMMERCIAL/INDUSTRIAL
DESIGN/INSTALLATION MANUAL

FOR ADDITIONAL ERECTION INFORMATION
PLEASE REFER TO MBCI'S
PBR & PBU PANELS
DESIGN/INSTALLATION MANUAL

FOR ADDITIONAL ERECTION INFORMATION
PLEASE REFER TO MBCI'S
FW-120 AND IL PANELS
DESIGN/INSTALLATION MANUAL

SCREWS TO BE DRIVEN AT 2000 RPM'S (MAXIMUM)

FIELD MITER TRIM AS REQUIRED AT CORNERS (TYP.)

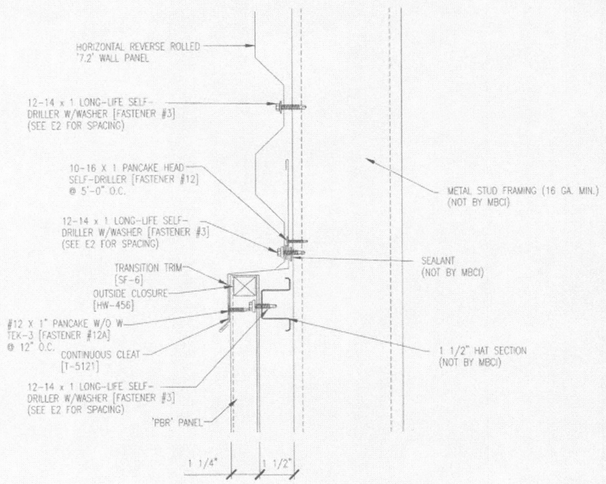

SECTION L / D3 AT TRANSITION
SNOW WHITE

NOTE:
MBCI RECOMMENDS THAT A REVERSE ROLLED 7.2 PANEL BE USED IN HORIZONTAL APPLICATIONS SO THAT THE LAP FASTENERS CAN BE INSTALLED IN THE LOW RIBS.

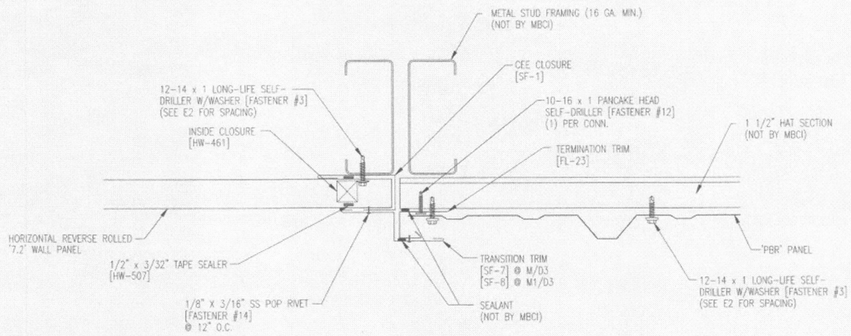

SECTION M / D3 AT TRANSITION
SNOW WHITE

SECTION M1 / D3 AT TRANSITION
SNOW WHITE – SLATE GRAY

NOTE:
MBCI RECOMMENDS THAT A REVERSE ROLLED 7.2 PANEL BE USED IN HORIZONTAL APPLICATIONS SO THAT THE LAP FASTENERS CAN BE INSTALLED IN THE LOW RIBS.

City of Portland
REVIEWED FOR CODE COMPLIANCE
JUL 5 2018
Permit Number

MARTIN/MARTIN, INC
REVIEWED & FOUND TO BE IN GENERAL CONFORMANCE WITH THE STRUCTURAL DESIGN INTENT OF THE BUILDING. REVIEWED FOR CONFORMANCE WITH REQUIRED DESIGN LOADS & CRITERIA AND FOR LOADS IMPOSED ON THE PRIMARY STRUCTURAL FRAME/FOUNDATIONS.
REVIEWED
Date Received: 6/4/2018
Reviewer: gmartin
Date Returned: 06/04/2018

REGISTERED PROFESSIONAL ENGINEER
7/24/2018
OREGON
JULY 9, 2002
LIDER LIANG
EXPIRES: 12/31/2018

ATTENTION INSTALLER!
IN THE EVENT THAT A DISCREPANCY OR ERROR ARISES WITH MATERIALS SHIPPED FOR THIS PROJECT OR THESE CONSTRUCTION DRAWINGS THE INSTALLER MUST NOTIFY MBCI PRIOR TO CORRECTING. IF MBCI IS NOT NOTIFIED, MBCI WILL NOT HONOR BACKCHARGES. BY ANY PARTY INVOLVED!!!

Revison	Date	Description	By	Ck'd
0	02/20/18	FOR CONSTRUCTION	CMK	U.C.
1	03/14/18	FOR CONSTRUCTION	CMK	U.C.
2	03/16/18	FOR CONSTRUCTION	CMK	U.C.
3	03/23/18	FOR CONSTRUCTION	CMK	U.C.
4	03/26/18	FOR CONSTRUCTION	CMK	U.C.
5	03/29/18	FOR CONSTRUCTION	CMK	U.C.
6	04/06/18	FOR CONSTRUCTION	CMK	U.C.

Metal Roof and Wall Systems
14031 WEST HARDY
HOUSTON, TEXAS 77060
281/445-8555

CUSTOMER:
PROJECT NAME & LOCATION:
Banner Hosford Storage
Portland, OR
ARCHITECT:

Drawing Status: ☐ Preliminary ☐ For Approval ☐ For Permit ☒ For Construction

Scale: NOT TO SCALE
Drawn by:
Checked by:
Project Engineer:
Proj. Number: 23-1811-17
Sheet Number: D3 of 19

The engineer whose seal appears hereon is an employee for the manufacturer for the materials described herein. Sai seal or certification is limited to the products designed and manufactured by manufacturer only. The undersigned engineer not the overall engineer of record for this project.

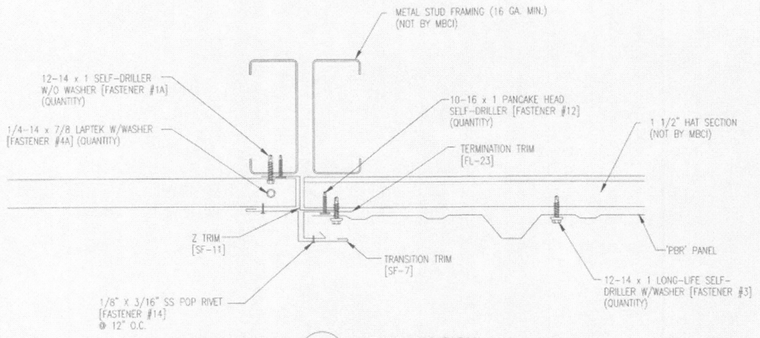

SECTION N D4 AT TRANSITION

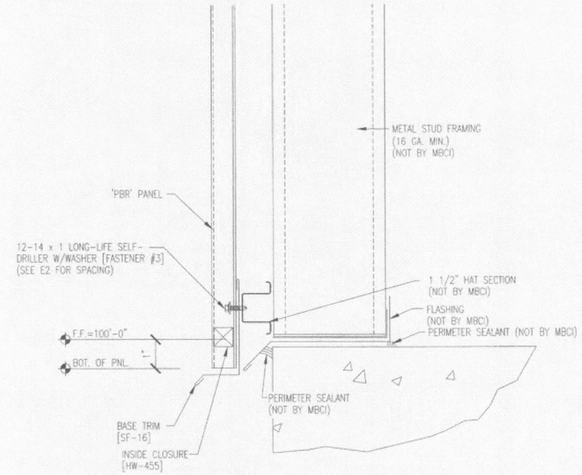

SECTION P D4 AT BASE

TREATED WOOD BLOCKING NOTE:

ALL ATTACHMENTS MADE INTO TREATED WOOD BLOCKING MUST BE MADE WITH 100% STAINLESS STEEL FASTENERS ONLY. ALL TREATED WOOD MUST BE COVERED WITH A WATERPROOF MEMBRANE THAT MEETS ASTM-D-1970 REQUIREMENTS FOR NAIL SEAL ABILITY, TO PREVENT CONTACT WITH PANELS OR TRIM. WATERPROOF MEMBRANE NOT BY MBCI.

FOR ADDITIONAL ERECTION INFORMATION
PLEASE REFER TO MBCI'S
COMMERCIAL/INDUSTRIAL
DESIGN/INSTALLATION MANUAL

FOR ADDITIONAL ERECTION INFORMATION
PLEASE REFER TO MBCI'S
PBR & PBU PANELS
DESIGN/INSTALLATION MANUAL

FOR ADDITIONAL ERECTION INFORMATION
PLEASE REFER TO MBCI'S
FW-120 AND IL PANELS
DESIGN/INSTALLATION MANUAL

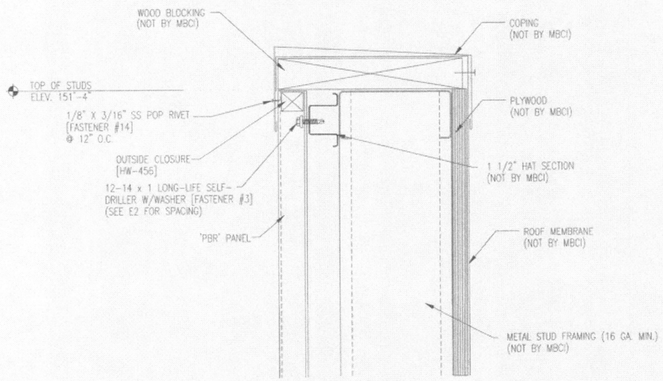

SECTION R D4 AT TOP OF WALL

SCREWS TO BE DRIVEN AT 2000 RPM'S (MAXIMUM)

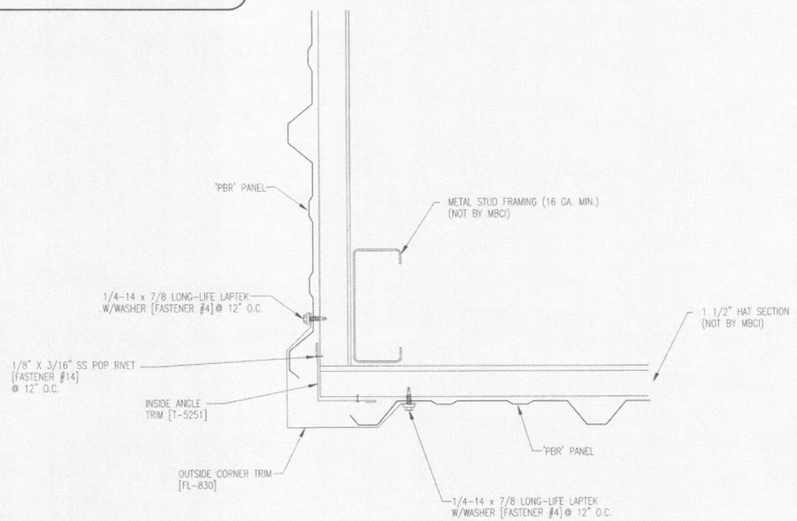

SECTION S D4 AT OUTSIDE CORNER

FIELD MITER TRIM AS REQUIRED AT CORNERS (TYP.)

City of Portland
REVIEWED FOR CODE COMPLIANCE
JUL 5 2018
Permit Number

MARTIN/MARTIN, INC
REVIEWED & FOUND TO BE IN GENERAL CONFORMANCE WITH THE STRUCTURAL DESIGN INTENT OF THE BUILDING. REVIEWED FOR CONFORMANCE WITH REQUIRED DESIGN LOADS & CRITERIA AND FOR LOADS IMPOSED ON THE PRIMARY STRUCTURAL FRAME/FOUNDATIONS.
REVIEWED
Date Received: 6/4/2018
Reviewer: gmartin
Date Returned: 06/04/2018

REGISTERED PROFESSIONAL ENGINEER
71240PE
OREGON
JULY 9, 2003
LIDER LIANG
EXPIRES: 12/31/2018

ATTENTION INSTALLER!
IN THE EVENT THAT A DISCREPANCY OR ERROR ARISES WITH MATERIALS SHIPPED FOR THIS PROJECT OR THESE CONSTRUCTION DRAWINGS THE INSTALLER MUST NOTIFY MBCI PRIOR TO CORRECTING. IF MBCI IS NOT NOTIFIED, MBCI WILL NOT HONOR BACKCHARGES. BY ANY PARTY INVOLVED!!!

Revison	Date	Description	By	Ck'd
0	02/20/18	FOR CONSTRUCTION	CMK	
1	03/14/18	FOR CONSTRUCTION	CMK	U.C.
2	03/16/18	FOR CONSTRUCTION	CMK	U.C.
3	03/23/18	FOR CONSTRUCTION	CMK	U.C.
4	03/26/18	FOR CONSTRUCTION	CMK	U.C.
5	03/29/18	FOR CONSTRUCTION	CMK	U.C.
6	04/06/18	FOR CONSTRUCTION	CMK	U.C.

Metal Roof and Wall Systems
14031 WEST HARDY
HOUSTON, TEXAS 77060
281/445-8555

PROJECT NAME & LOCATION:
Banner Hosford Storage
Portland, OR

CUSTOMER:
ARCHITECT:

☐ Preliminary
☐ For Permit
☑ For Construction

Drawing Status:

Scale: NOT TO SCALE
Drawn by:
Checked by:
Project Engineer:
Proj. Number: 23-1811-17
Sheet Number: D4 of 19

The engineer whose seal appears hereon is an employee for the manufacturer for the materials described herein. Sai seal or certification is limited to the products designed and manufactured by manufacturer only.The undersigned engineer not the overall engineer of record for this project.

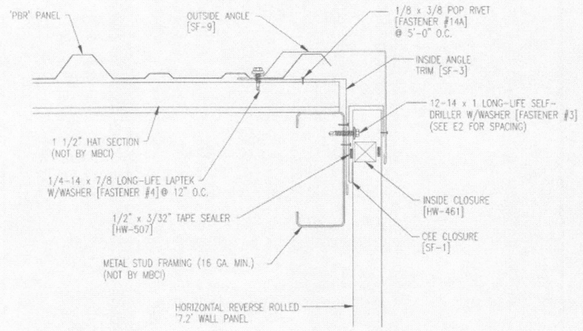

SECTION T D5 AT OUTSIDE CORNER

NOTE:
MBCI RECOMMENDS THAT A REVERSE ROLLED 7.2 PANEL BE USED IN HORIZONTAL APPLICATIONS SO THAT THE LAP FASTENERS CAN BE INSTALLED IN THE LOW RIBS.

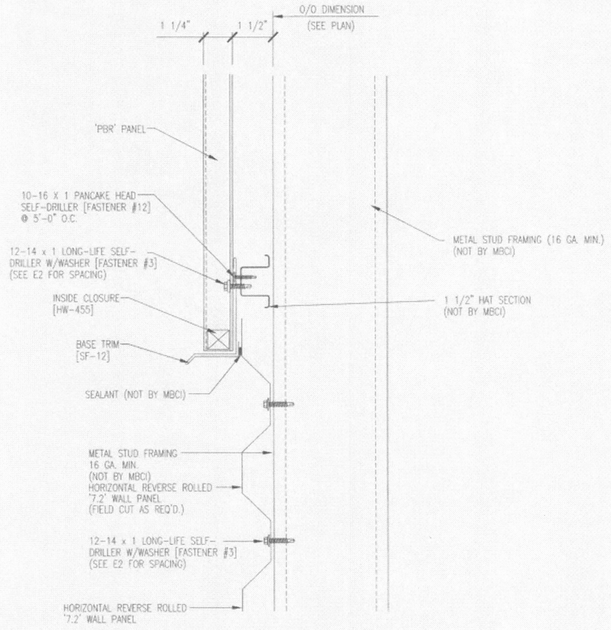

SECTION U D5 AT SPLICE

NOTE:
MBCI RECOMMENDS THAT A REVERSE ROLLED 7.2 PANEL BE USED IN HORIZONTAL APPLICATIONS SO THAT THE LAP FASTENERS CAN BE INSTALLED IN THE LOW RIBS.

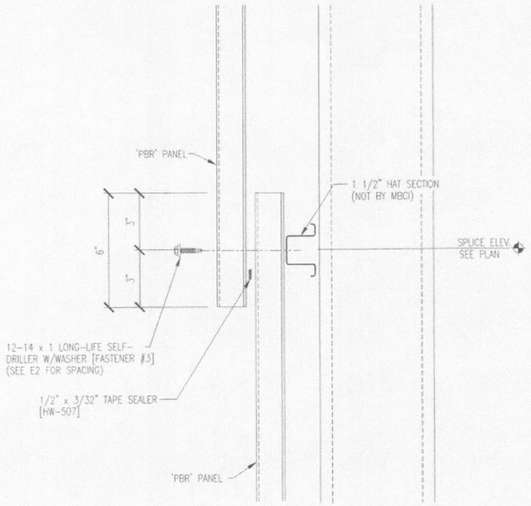

SECTION V D5 AT ENDLAP

SCREWS TO BE DRIVEN AT 2000 RPM'S (MAXIMUM)

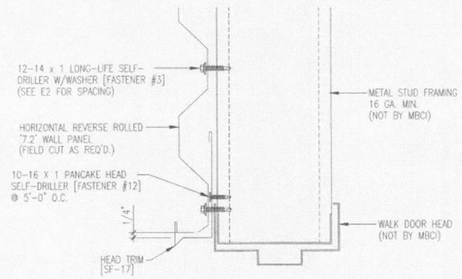

SECTION W D5 AT HEAD (TYP) SNOW WHITE

SECTION W1 D5 AT HEAD (TYP) SLATE GRAY

NOTE:
MBCI RECOMMENDS THAT A REVERSE ROLLED 7.2 PANEL BE USED IN HORIZONTAL APPLICATIONS SO THAT THE LAP FASTENERS CAN BE INSTALLED IN THE LOW RIBS.

FOR ADDITIONAL ERECTION INFORMATION PLEASE REFER TO MBCI'S **COMMERCIAL/INDUSTRIAL** DESIGN/INSTALLATION MANUAL

FOR ADDITIONAL ERECTION INFORMATION PLEASE REFER TO MBCI'S **PBR & PBU PANELS** DESIGN/INSTALLATION MANUAL

FOR ADDITIONAL ERECTION INFORMATION PLEASE REFER TO MBCI'S **FW-120 AND IL PANELS** DESIGN/INSTALLATION MANUAL

FIELD MITER TRIM AS REQUIRED AT CORNERS (TYP.)

City of Portland
REVIEWED FOR CODE COMPLIANCE
JUL 5 2018
Permit Number

MARTIN/MARTIN, INC
REVIEWED & FOUND TO BE IN GENERAL CONFORMANCE WITH THE STRUCTURAL DESIGN INTENT OF THE BUILDING. REVIEWED FOR CONFORMANCE WITH REQUIRED DESIGN LOADS & CRITERIA AND FOR LOADS IMPOSED ON THE PRIMARY STRUCTURAL FRAME/FOUNDATIONS.
REVIEWED
Date Received: 6/4/2018
Reviewer: gmartin
Date Returned: 06/04/2018

REGISTERED PROFESSIONAL ENGINEER 71240PE OREGON JULY 9, 2008 LIDER LIANG
EXPIRES: 12/31/2018

ATTENTION INSTALLER!
IN THE EVENT THAT A DISCREPANCY OR ERROR ARISES WITH MATERIALS SHIPPED FOR THIS PROJECT OR THESE CONSTRUCTION DRAWINGS THE INSTALLER MUST NOTIFY MBCI PRIOR TO CORRECTING. IF MBCI IS NOT NOTIFIED, MBCI WILL NOT HONOR BACKCHARGES. BY ANY PARTY INVOLVED!!!

Revison	Date	Description	By	Ck'd
0	02/20/18	FOR CONSTRUCTION	CMK	U.C.
1	03/14/18	FOR CONSTRUCTION	CMK	U.C.
2	03/16/18	FOR CONSTRUCTION	CMK	U.C.
3	03/23/18	FOR CONSTRUCTION	CMK	U.C.
4	03/26/18	FOR CONSTRUCTION	CMK	U.C.
5	03/29/18	FOR CONSTRUCTION	CMK	U.C.
6	04/06/18	FOR CONSTRUCTION	CMK	U.C.

Metal Roof and Wall Systems
14031 WEST HARDY
HOUSTON, TEXAS 77060
281/445-8555

PROJECT NAME & LOCATION:
Banner Hosford Storage
Portland, OR

CUSTOMER:
ARCHITECT:
Drawing Status: ☐ Preliminary ☐ For Permit

Scale: NOT TO SCALE
Drawn by:
Checked by:
Project Engineer:
Proj. Number: 23-1811-17
Sheet Number: D5 of 19

The engineer whose seal appears hereon is an employe for the manufacturer for the materials described herein. Sc seal or certification is limited to the products designed and manufactured by manufacture only. The undersigned engineer not the overall engineer of record for this project.

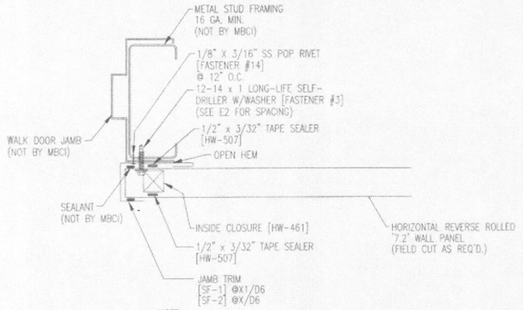

NOTE:
MBCI RECOMMENDS THAT A REVERSE ROLLED 7.2 PANEL BE USED IN HORIZONTAL APPLICATIONS SO THAT THE LAP FASTENERS CAN BE INSTALLED IN THE LOW RIBS.

SECTION X/D6 AT JAMB (TYP)
SNOW WHITE

SECTION X1/D6 AT JAMB (TYP)
SLATE GRAY

NOTE:
MBCI RECOMMENDS THAT A REVERSE ROLLED 7.2 PANEL BE USED IN HORIZONTAL APPLICATIONS SO THAT THE LAP FASTENERS CAN BE INSTALLED IN THE LOW RIBS.

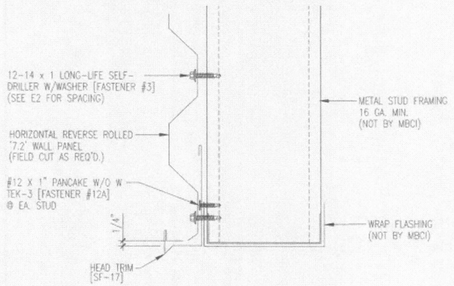

SECTION Y/D6 AT HEAD (TYP)

NOTE:
MBCI RECOMMENDS THAT A REVERSE ROLLED 7.2 PANEL BE USED IN HORIZONTAL APPLICATIONS SO THAT THE LAP FASTENERS CAN BE INSTALLED IN THE LOW RIBS.

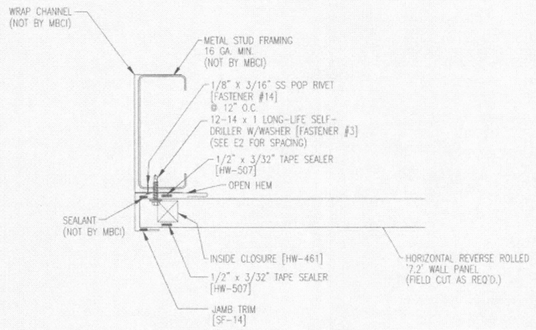

NOTE:
MBCI RECOMMENDS THAT A REVERSE ROLLED 7.2 PANEL BE USED IN HORIZONTAL APPLICATIONS SO THAT THE LAP FASTENERS CAN BE INSTALLED IN THE LOW RIBS.

SECTION Z/D6 AT JAMB (TYP)

NOTE:
MBCI RECOMMENDS THAT A REVERSE ROLLED 7.2 PANEL BE USED IN HORIZONTAL APPLICATIONS SO THAT THE LAP FASTENERS CAN BE INSTALLED IN THE LOW RIBS.

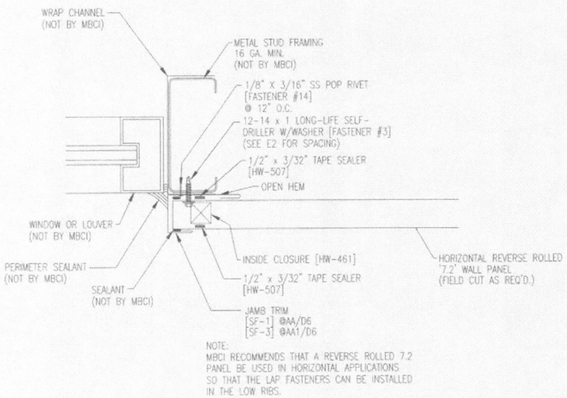

NOTE:
MBCI RECOMMENDS THAT A REVERSE ROLLED 7.2 PANEL BE USED IN HORIZONTAL APPLICATIONS SO THAT THE LAP FASTENERS CAN BE INSTALLED IN THE LOW RIBS.

SECTION AA/D6 AT JAMB (TYP)
SLATE GRAY

SECTION AA1/D6 AT JAMB (TYP)
SLATE GRAY - SNOW WHITE

NOTE:
MBCI RECOMMENDS THAT A REVERSE ROLLED 7.2 PANEL BE USED IN HORIZONTAL APPLICATIONS SO THAT THE LAP FASTENERS CAN BE INSTALLED IN THE LOW RIBS.

FOR ADDITIONAL ERECTION INFORMATION PLEASE REFER TO MBCI'S **COMMERCIAL/INDUSTRIAL** DESIGN/INSTALLATION MANUAL

FOR ADDITIONAL ERECTION INFORMATION PLEASE REFER TO MBCI'S **PBR & PBU PANELS** DESIGN/INSTALLATION MANUAL

FOR ADDITIONAL ERECTION INFORMATION PLEASE REFER TO MBCI'S **FW-120 AND IL PANELS** DESIGN/INSTALLATION MANUAL

SCREWS TO BE DRIVEN AT 2000 RPM'S (MAXIMUM)

FIELD MITER TRIM AS REQUIRED AT CORNERS (TYP.)

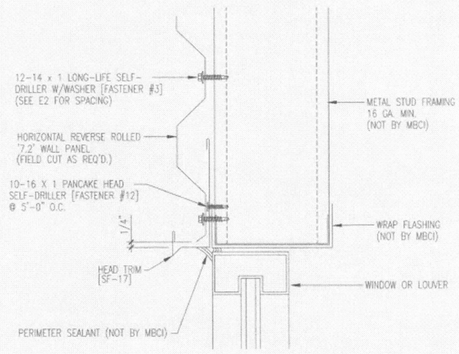

SECTION BB/D6 AT HEAD (TYP)
SLATE GRAY

SECTION BB1/D6 AT HEAD (TYP)
SLATE GRAY - SNOW WHITE

NOTE:
MBCI RECOMMENDS THAT A REVERSE ROLLED 7.2 PANEL BE USED IN HORIZONTAL APPLICATIONS SO THAT THE LAP FASTENERS CAN BE INSTALLED IN THE LOW RIBS.

City of Portland
REVIEWED FOR CODE COMPLIANCE
JUL 5 2018
Permit Number

MARTIN/MARTIN, INC
REVIEWED & FOUND TO BE IN GENERAL CONFORMANCE WITH THE STRUCTURAL DESIGN INTENT OF THE BUILDING. REVIEWED FOR CONFORMANCE WITH REQUIRED DESIGN LOADS & CRITERIA AND FOR LOADS IMPOSED ON THE PRIMARY STRUCTURAL FRAME/FOUNDATIONS.
REVIEWED
Date Received: 6/4/2018
Reviewer: gmartin
Date Returned: 06/04/2018

ATTENTION INSTALLER!
IN THE EVENT THAT A DISCREPANCY OR ERROR ARISES WITH MATERIALS SHIPPED FOR THIS PROJECT OR THESE CONSTRUCTION DRAWINGS THE INSTALLER MUST NOTIFY MBCI PRIOR TO CORRECTING. IF MBCI IS NOT NOTIFIED, MBCI WILL NOT HONOR BACKCHARGES BY ANY PARTY INVOLVED!!!

Revison	Date	Description	By	Ck'd
0	02/20/18	FOR CONSTRUCTION	CMK	
1	03/14/18	FOR CONSTRUCTION	CMK	U.C.
2	03/16/18	FOR CONSTRUCTION	CMK	U.C.
3	03/23/18	FOR CONSTRUCTION	CMK	U.C.
4	03/26/18	FOR CONSTRUCTION	CMK	U.C.
5	03/29/18	FOR CONSTRUCTION	CMK	U.C.
6	04/06/18	FOR CONSTRUCTION	CMK	U.C.

Metal Roof and Wall Systems
14031 WEST HARDY
HOUSTON, TEXAS 77060
281/445-8555

PROJECT NAME & LOCATION:
Banner Hosford Storage
Portland, OR

CUSTOMER:
ARCHITECT:

Drawing Status: ☐ Preliminary ☐ For Approval ☐ For Permit ☑ For Construction

Scale: NOT TO SCALE
Drawn by:
Checked by:
Project Engineer:
Proj. Number: 23-1811-17
Sheet Number: D6 of 19

The engineer whose seal appears hereon is an employee for the manufacturer for the materials described herein. Said seal or certification is limited to the products designed and manufactured by manufacturer only. The undersigned engineer not the overall engineer of record for this project.

REGISTERED PROFESSIONAL ENGINEER
71240PE
OREGON
JULY 9, 2009
LIDER LIANG
EXPIRES: 12/31/2018

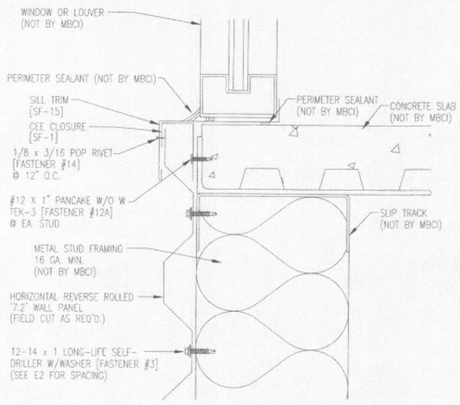

SECTION CC / D7 AT SILL (TYP)
SLATE GRAY

SECTION CC1 / D7 AT SILL (TYP)
SLATE GRAY - SNOW WHITE

NOTE:
MBCI RECOMMENDS THAT A REVERSE ROLLED 7.2 PANEL BE USED IN HORIZONTAL APPLICATIONS SO THAT THE LAP FASTENERS CAN BE INSTALLED IN THE LOW RIBS.

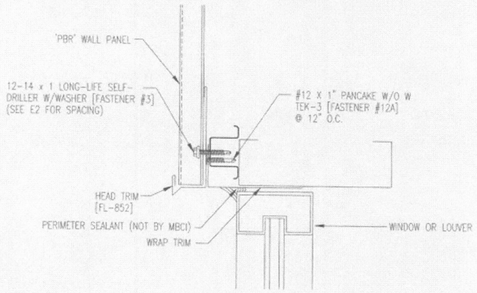

SECTION DD / D7 AT HEAD (TYP.)

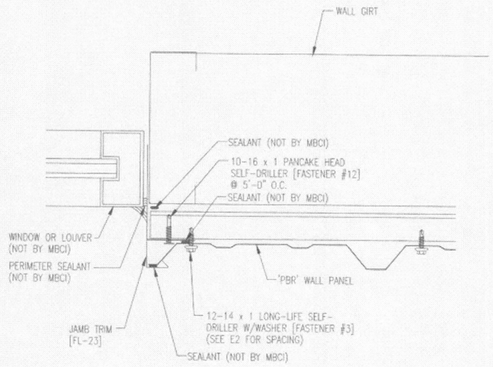

SECTION EE / D7 AT JAMB (TYP.)

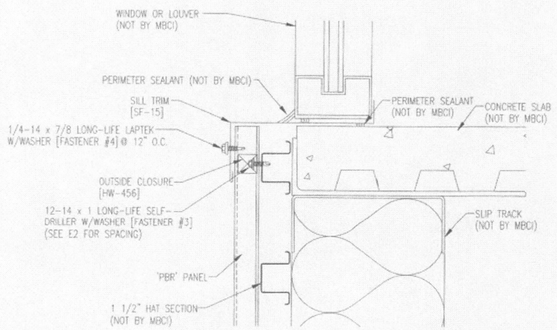

SECTION FF / D7 AT WINDOW SILL

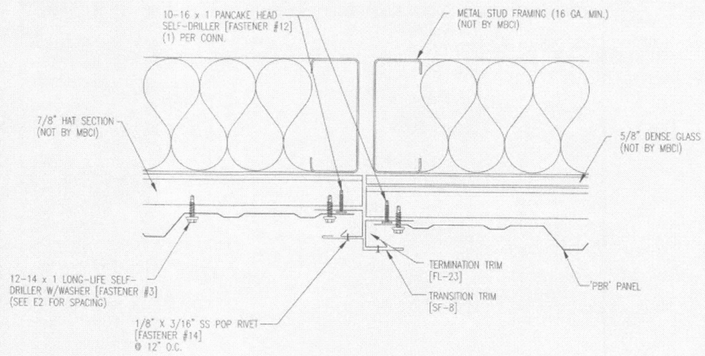

SECTION GG / D7 AT 5/8" BUMP IN WALL THICKNESS

MARTIN/MARTIN, INC
REVIEWED & FOUND TO BE IN GENERAL CONFORMANCE WITH THE STRUCTURAL DESIGN INTENT OF THE BUILDING. REVIEWED FOR CONFORMANCE WITH REQUIRED DESIGN LOADS & CRITERIA AND FOR LOADS IMPOSED ON THE PRIMARY STRUCTURAL FRAME/FOUNDATIONS.
REVIEWED
Date Received: 6/4/2018
Reviewer: gmartin
Date Returned: 06/04/2018

FIELD MITER TRIM AS REQUIRED AT CORNERS (TYP.)

FOR ADDITIONAL ERECTION INFORMATION PLEASE REFER TO MBCI'S COMMERCIAL/INDUSTRIAL DESIGN/INSTALLATION MANUAL

FOR ADDITIONAL ERECTION INFORMATION PLEASE REFER TO MBCI'S PBR & PBU PANELS DESIGN/INSTALLATION MANUAL

FOR ADDITIONAL ERECTION INFORMATION PLEASE REFER TO MBCI'S FW-120 AND IL PANELS DESIGN/INSTALLATION MANUAL

SCREWS TO BE DRIVEN AT 2000 RPM'S (MAXIMUM)

City of Portland
REVIEWED FOR CODE COMPLIANCE
JUL 5 2018
Permit Number

REGISTERED PROFESSIONAL ENGINEER
71240PE
OREGON
JULY 9, 2009
LIDER LIANG
EXPIRES: 12/31/2018

ATTENTION INSTALLER!
IN THE EVENT THAT A DISCREPANCY OR ERROR ARISES WITH MATERIALS SHIPPED FOR THIS PROJECT OR THESE CONSTRUCTION DRAWINGS THE INSTALLER MUST NOTIFY MBCI PRIOR TO CORRECTING. IF MBCI IS NOT NOTIFIED, MBCI WILL NOT HONOR BACKCHARGES BY ANY PARTY INVOLVED!!!

Revison	Date	Description	By	Ck'd
0	02/26/18	FOR CONSTRUCTION	CMK	U.C.
1	03/14/18	FOR CONSTRUCTION	CMK	U.C.
2	03/16/18	FOR CONSTRUCTION	CMK	U.C.
3	03/23/18	FOR CONSTRUCTION	CMK	U.C.
4	03/26/18	FOR CONSTRUCTION	CMK	U.C.
5	03/29/18	FOR CONSTRUCTION	CMK	U.C.
6	04/06/18	FOR CONSTRUCTION	CMK	U.C.

Metal Roof and Wall Systems
14031 WEST HARDY
HOUSTON, TEXAS 77060
281/445-8555

PROJECT NAME & LOCATION:
Banner Hosford Storage
Portland, OR

CUSTOMER:
ARCHITECT:

Drawing Status:
☐ Preliminary
☐ For Approval
☐ For Permit
☒ For Construction

Scale: NOT TO SCALE
Drawn by:
Checked by:
Project Engineer:
Proj. Number: 23-1811-17
Sheet Number: D7 of 19

The engineer whose seal appears hereon is an employee for the manufacturer for the materials described herein. Said seal or certification is limited to the products designed and manufactured by manufacturer only. The undersigned engineer is not the overall engineer of record for this project.

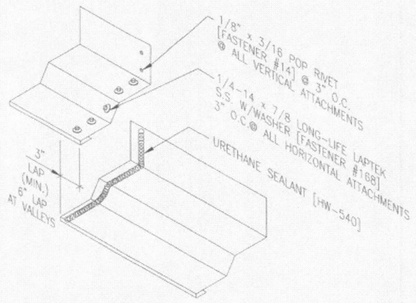

SECTION AT TRIM LAP DETAILS

- ACTUAL TRIM PROFILES FOR THIS PROJECT MAY VARY -

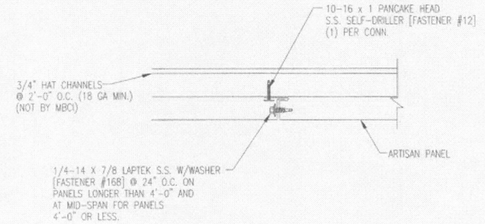

AT TYP. PANEL SEAM STITCH SECTION

(WITH STEEL FRAMING)

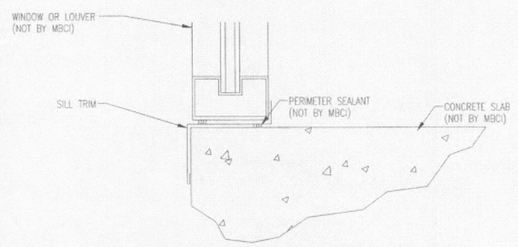

SECTION HH / D8 AT SILL

Revison	Date	Description	By	Ck'd
0	02/20/18	FOR CONSTRUCTION	CMK	
1	03/14/18	FOR CONSTRUCTION	CMK	U.C.
2	03/16/18	FOR CONSTRUCTION	CMK	U.C.
3	03/23/18	FOR CONSTRUCTION	CMK	U.C.
4	03/26/18	FOR CONSTRUCTION	CMK	U.C.
5	03/29/18	FOR CONSTRUCTION	CMK	U.C.
6	04/06/18	FOR CONSTRUCTION	CMK	U.C.

Metal Roof and Wall Systems
14031 WEST HARDY
HOUSTON, TEXAS 77060
281/445-8555

PROJECT NAME & LOCATION:
Banner Hosford Storage
Portland, OR

CUSTOMER:

ARCHITECT:

Drawing Status: ☐ Preliminary ☐ For Permit

Scale: NOT TO SCALE

Drawn by:

Checked by:

Project Engineer:

Proj. Number: 23-1811-17

Sheet Number: D8 of 19

The engineer whose seal appears hereon is an employe for the manufacturer for the materials described herein. Sa seal or certification is limited to the products designed and manufactured by manufacture only. The undersigned engineer not the overall engineer of record for this project.

City of Portland
REVIEWED FOR CODE COMPLIANCE
JUL 5 2018
Permit Number

MARTIN/MARTIN, INC
REVIEWED & FOUND TO BE IN GENERAL CONFORMANCE WITH THE STRUCTURAL DESIGN INTENT OF THE BUILDING. REVIEWED FOR CONFORMANCE WITH REQUIRED DESIGN LOADS & CRITERIA AND FOR LOADS IMPOSED ON THE PRIMARY STRUCTURAL FRAME/FOUNDATIONS.
REVIEWED
Date Received: 6/4/2018
Reviewer: gmartin
Date Returned: 06/04/2018

REGISTERED PROFESSIONAL ENGINEER
71210PE
OREGON
JULY 9, 2009
LIDER LIANG
EXPIRES: 12/31/2018

ATTENTION INSTALLER!

IN THE EVENT THAT A DISCREPANCY OR ERROR ARISES WITH MATERIALS SHIPPED FOR THIS PROJECT OR THESE CONSTRUCTION DRAWINGS THE INSTALLER MUST NOTIFY MBCI PRIOR TO CORRECTING. IF MBCI IS NOT NOTIFIED, MBCI WILL NOT HONOR BACKCHARGES. BY ANY PARTY INVOLVED!!!

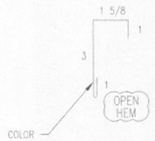

S/O= 6 5/8" QTY.= 24GA.

SF-1A	CEE CLOSURE 20'-2"	COLOR SNOW WHITE

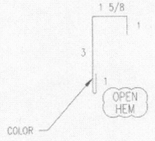

S/O= 6 5/8" QTY.= 24GA.

SF-1B	CEE CLOSURE 20'-2"	COLOR SLATE GRAY

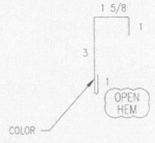

S/O= 6 5/8" QTY.= 24GA.

SF-1C	CEE CLOSURE 20'-2"	COLOR TUNDRA

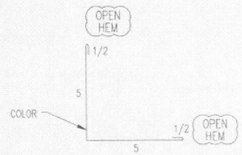

S/O= 11" QTY.= 26GA.

SF-2	OUTSIDE CORNER TRIM 20'-2"	COLOR SNOW WHITE

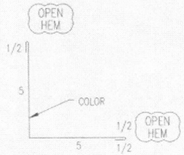

S/O= 11" QTY.= 26GA.

SF-3	INSIDE CORNER TRIM 20'-2"	COLOR SNOW WHITE

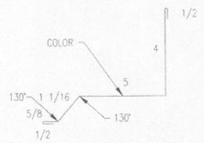

S/O= 11 11/16" QTY.= 24GA.

SF-4	INSIDE TRIM 20'-2"	COLOR SNOW WHITE

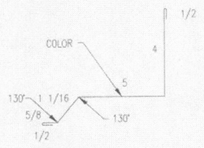

S/O= 11 11/16" QTY.= 24GA.

SF-5	INSIDE TRIM 20'-2"	COLOR SLATE GRAY

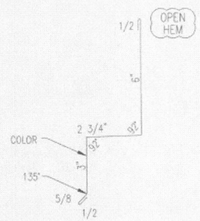

S/O= 13 3/8" QTY.= 24GA.

SF-6	TRANSITION TRIM 20'-2"	COLOR SNOW WHITE

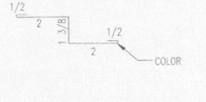

S/O= 6 3/8" QTY.= 24GA.

SF-7	TRANSITION TRIM 20'-2"	COLOR SNOW WHITE

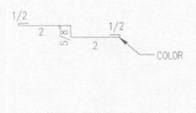

S/O= 6 5/8" QTY.= 24GA.

SF-8A	TRANSITION TRIM 20'-2"	COLOR SLATE GRAY

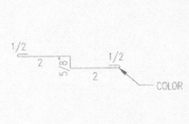

S/O= 6 5/8" QTY.= 24GA.

SF-8B	TRANSITION TRIM 20'-2"	COLOR SNOW WHITE

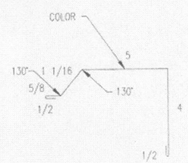

S/O= 11 11/16" QTY.= 24GA.

SF-9	INSIDE TRIM 20'-2"	COLOR SNOW WHITE

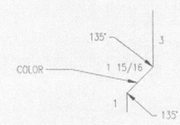

S/O= 5 15/16" QTY.= 24 GA.

SF-10B	Z FLASHING 10'-2"	COLOR SNOW WHITE

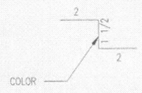

S/O= 5 1/2" QTY.= 26 GA.

SF-11	Z TRIM 10'-2"	COLOR SNOW WHITE

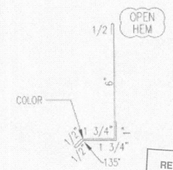

S/O= 12" QTY.= 26GA.

SF-12	BASE TRIM 10'-2"	COLOR SNOW WHITE

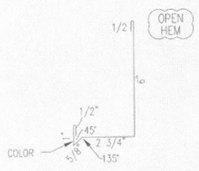

S/O= 11 3/8" QTY.= 26GA.

SF-13	HEAD TRIM 10'-2"	COLOR SNOW WHITE

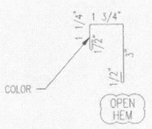

S/O= 7" QTY.= 24GA.

SF-14B	HEAD TRIM 10'-2"	COLOR SLATE GRAY

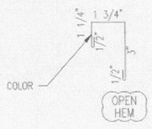

S/O= 7" QTY.= 24GA.

SF-14C	HEAD TRIM 10'-2"	COLOR TUNDRA

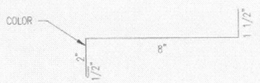

S/O= 12" QTY.= 26GA.

SF-15	SILL TRIM 10'-2"	COLOR SNOW WHITE

MARTIN/MARTIN, INC
REVIEWED & FOUND TO BE IN GENERAL CONFORMANCE WITH THE STRUCTURAL DESIGN INTENT OF THE BUILDING. REVIEWED FOR CONFORMANCE WITH REQUIRED DESIGN LOADS & CRITERIA AND FOR LOADS IMPOSED ON THE PRIMARY STRUCTURAL FRAME/FOUNDATIONS.
REVIEWED
Date Received: 6/4/2018
Reviewer: gmartin
Date Returned: 06/04/2018

City of Portland
REVIEWED FOR CODE COMPLIANCE
JUL 5 2018
Permit Number

ALL TRIM TO BE 24 GA. SMOOTH SIGNATURE 300 UNLESS NOTED OTHERWISE

COLOR = AS NOTED

ALL ANGLES ARE 90° UNLESS NOTED OTHERWISE

MAXIMUM TRIM LENGTH TO BE 20'-2"
SEE SHIPPING LIST FOR EXACT LENGTHS

ATTENTION INSTALLER!
IN THE EVENT THAT A DISCREPANCY OR ERROR ARISES WITH MATERIALS SHIPPED FOR THIS PROJECT OR THESE CONSTRUCTION DRAWINGS THE INSTALLER MUST NOTIFY MBCI PRIOR TO CORRECTING. IF MBCI IS NOT NOTIFIED, MBCI WILL NOT HONOR BACKCHARGES. BY ANY PARTY INVOLVED!!!

Revison	Date	Description	By	Ck'd
0	02/20/18	FOR CONSTRUCTION	CMK	
1	03/14/18	FOR CONSTRUCTION	CMK	U.C.
2	03/16/18	FOR CONSTRUCTION	CMK	U.C.
3	03/23/18	FOR CONSTRUCTION	CMK	U.C.
4	03/26/18	FOR CONSTRUCTION	CMK	U.C.
5	03/29/18	FOR CONSTRUCTION	CMK	U.C.
6	04/06/18	FOR CONSTRUCTION	CMK	U.C.

Metal Roof and Wall Systems
14031 WEST HARDY
HOUSTON, TEXAS 77060
281/445-8555

PROJECT NAME & LOCATION:
Banner Hosford Storage
Portland, OR

CUSTOMER:
ARCHITECT:
Drawing Status: Preliminary For Permit

Scale: NOT TO SCALE
Drawn by:
Checked by:
Project Engineer:
Proj. Number: 23-1811-17
Sheet Number: T1 of 19

The engineer whose seal appears hereon is an employ for the manufacturer for the materials described herein. S seal or certification is limite to the products designed an manufactured by manufactur only. The undersigned engineer not the overall engineer of record for this project.

REGISTERED PROFESSIONAL ENGINEER
71240PE
OREGON
JULY 9, 2009
LIDER LIANG
EXPIRES: 12/31/2018

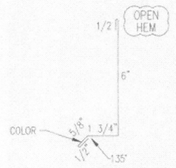

S/O= 9 3/8" QTY.= 26GA.

SF-16	BASE TRIM 10'-2"	COLOR SNOW WHITE

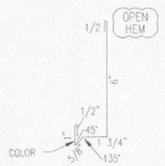

S/O= 10 3/8" 24 GA.

SF-17A	HEAD TRIM 10'-2"	COLOR SNOW WHITE

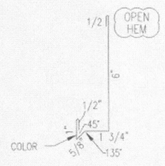

S/O= 10 3/8" 24 GA.

SF-17B	HEAD TRIM 10'-2"	COLOR SLATE GRAY



S/O= 6" QTY.= 26GA.

SF-18	INTERIOR SPLICE TRIM 10'-2"	COLOR SNOW WHITE

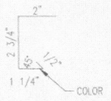

S/O= 6 1/2" QTY.= 26GA.

SF-19	TERMINATION TRIM 10'-2"	COLOR SNOW WHITE

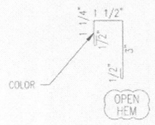

S/O= 6 3/4" QTY.= 24GA.

SF-20	HEAD TRIM 10'-2"	COLOR SNOW WHITE

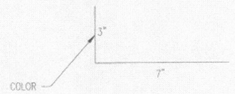

S/O= 10" QTY.= 24GA.

SF-21	WRAP TRIM 10'-2"	COLOR SNOW WHITE

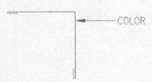

S/O= QTY.= 24GA.

T-5241	OUTSIDE CORNER 10'-2"	COLOR SNOW WHITE



S/O= QTY.= 24GA.

T-5251	INSIDE CORNER 10'-2"	COLOR SNOW WHITE

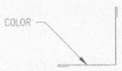

S/O= QTY.= 24GA.

T-5251	INSIDE CORNER 10'-2"	COLOR SLATE GRAY



S/O= QTY.= 26GA.

FL-23	TERMINATION TRIM 10'-2"	COLOR SNOW WHITE

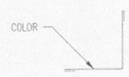

S/O= QTY.= 24GA.

T-5251	INSIDE CORNER 10'-2"	COLOR TUNDRA

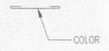

S/O= QTY.= 24GA.

T-5371	SPLICE TRIM 10'-2"	COLOR SNOW WHITE



S/O= QTY.= 24GA.

FL-29	OUTSIDE CORNER TRIM 10'-2"	COLOR TUNDRA

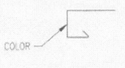

S/O= QTY.= 24GA.

FL-23	TERMINATION TRIM 10'-2"	COLOR SLATE GRAY

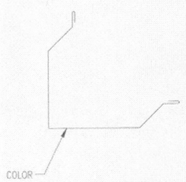

S/O= QTY.= 26GA.

FL-830	O/S CORNER TRIM 10'-2"	COLOR SNOW WHITE

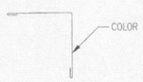

S/O= QTY.= 24GA.

FL-29	OUTSIDE CORNER TRIM 10'-2"	COLOR SLATE GRAY

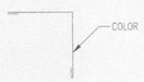

S/O= QTY.= 24GA.

FL-29	OUTSIDE CORNER TRIM 10'-2"	COLOR SNOW WHITE



S/O= QTY.= 26GA.

T-5051	ANGLE TRIM 10'-2"	COLOR SNOW WHITE

MARTIN/MARTIN, INC

REVIEWED & FOUND TO BE IN GENERAL CONFORMANCE WITH THE STRUCTURAL DESIGN INTENT OF THE BUILDING. REVIEWED FOR CONFORMANCE WITH REQUIRED DESIGN LOADS & CRITERIA AND FOR LOADS IMPOSED ON THE PRIMARY STRUCTURAL FRAME/FOUNDATIONS.

REVIEWED

Date Received: 6/4/2018
Reviewer: gmartin
Date Returned: 06/04/2018

City of Portland
REVIEWED FOR CODE COMPLIANCE
JUL 5 2018
Permit Number

ALL TRIM TO BE 24 GA. SMOOTH SIGNATURE 300 UNLESS NOTED OTHERWISE

COLOR = AS NOTED

ALL ANGLES ARE 90° UNLESS NOTED OTHERWISE

MAXIMUM TRIM LENGTH TO BE 20'-2"
SEE SHIPPING LIST FOR EXACT LENGTHS

ATTENTION INSTALLER!

IN THE EVENT THAT A DISCREPANCY OR ERROR ARISES WITH MATERIALS SHIPPED FOR THIS PROJECT OR THESE CONSTRUCTION DRAWINGS THE INSTALLER MUST NOTIFY MBCI PRIOR TO CORRECTING. IF MBCI IS NOT NOTIFIED, MBCI WILL NOT HONOR BACKCHARGES BY ANY PARTY INVOLVED!!!

Revision	Date	Description	By	Ck'd
0	02/20/18	FOR CONSTRUCTION	CMK	
1	03/14/18	FOR CONSTRUCTION	CMK	U.C.
2	03/16/18	FOR CONSTRUCTION	CMK	U.C.
3	03/23/18	FOR CONSTRUCTION	CMK	U.C.
4	03/26/18	FOR CONSTRUCTION	CMK	U.C.
5	03/29/18	FOR CONSTRUCTION	CMK	U.C.
6	04/06/18	FOR CONSTRUCTION	CMK	U.C.

Metal Roof and Wall Systems
14031 WEST HARDY
HOUSTON, TEXAS 77060
281/445-8555

PROJECT NAME & LOCATION:
Banner Hosford Storage
Portland, OR

CUSTOMER:
ARCHITECT:
Drawing Status: ☐ Preliminary ☐ For Permit

Scale: NOT TO SCALE
Drawn by:
Checked by:
Project Engineer:
Proj. Number: 23-1811-17
Sheet Number: T2 of 19

The engineer whose seal appears hereon is an employe for the manufacturer for the materials described herein. Sa seal or certification is limited to the products designed and manufactured by manufacture only. The undersigned engineer not the overall engineer of record for this project.

REGISTERED PROFESSIONAL ENGINEER
71240PE
OREGON
JULY 9, 2013
LIDER LIANG
EXPIRES: 12/31/2018