CITY OF PORTLAND, OREGON - BUREAU OF DEVELOPMENT SERVICES

1900 SW Fourth Avenue, Suite 5000 • Portland, Oregon 97201 • www.portlandonline.com/bds • Fax 503-823-7425

Facility Permit Plan Intake Form

FOR INTAKE, STAFF USE ONLY			
Date Received 12/5		Building/Mechanical	SCOTTB LEEH
Building Registration #		Electrical	
Fixed Bid		Plumbing	
Bin # F26		Fire	TERRYK
Building Permit # 17-254022 REVOIFA		Planning	LAURA
Mechanical #		BES	
Plumbing Permit #		PDOT	
Electrical Permit #		Structural	
		Other	

APPLICANT: Complete all sections below that apply to the project. Please print legibly.

Print Name PHILIP ZWETTLER Sign Name

Street Address 812 SW WASHINGTON ST.

City PORTLAND State OR Zip Code 97205

Day Phone (503) 226 0622 FAX email ZWETTLERP@MCA-ARCHITECTS.COM

Plans / permits available for pick up at 1900 SW 4th Avenue, 2nd floor between 8:00 am to 5:00 pm

Contact Name for plan/permit pick up PHILIP ZWETTLER

Day Phone (503) 226-0622 email ZWETTLERP@MCA-ARCHITECTS.COM

Project Building Name / # ADIDAS NACCO WH.

Project Address or Location 2120 NW 27TH AVE

Project Name and Description ADIDAS AMERICA NACCO WAREHOUSE - WAREHOUSE REVTO INCLUDE: SCOPE CHANGE & ASSOCIATED CALCULATIONS

Total Project Value $1.7 MILLION Project Reference #/Billing ID # 17-254022 FA

Building Contractor TURNER CONST. CCB #

MechanicalContractor CCB #

Electrical Contractor CCB# License #

Plumbing Contractor CCB# License #

☐ **Building Permit**

No. of Stories

Const. Type

Alarms Required

Smoke Det. Req'd

Sprinklers Req'd

Struct. Eng / Calcs Submitted

☐ **Mechanical Permit**

Mechanical Valuation

Description

☐ **Electrical Permit**

Please provide a completed standard electrical permit application form. You may mail or deliver it to 1900 SW 4th Avenue, Portland, Oregon 97201 or FAX to 503-823-7425.

☐ **Plumbing Permit**

Number of Fixtures

Back Flow Devices

Water Service (# of Feet)

Medical Gas

Other

City of Portland
REVIEWED FOR CODE COMPLIANCE
DEC 19 2017
17-254022 REVOIFA
Permit Number

17-254022 REVOIFA

F26

MCA
ARCHITECTS

MEMORANDUM

TO:	Facilities Permit Program	City of Portland Bureau of Development Services
FROM:	Philip Zwettler MCA Architects, PC 812 SW Washington Street, Suite 800 Portland, OR 97205	
DATE:	December 05, 2017	
JOB NO.:	17-126	
JOB NAME:	#17-254022 FA adidas NACCO Warehouse Portland, OR	
RE:	Scope and Submission Changes	

This memorandum is for the purpose of clarifying scope changes to the adidas NACCO Warehouse project #17-254022 FA that may affect the current review process.

SCOPE CHANGE: Previous approved submission showed partial occupancy of the building – this current submission shows full building occupancy. S-1 occupancy remains for the entirety of the building. No exterior changes to the building.

All Plans: Modified to show scope, areas of work.

G-101	Modified Egress, calculations
A-101	Modified Parking, parking calculations
A-200	Modified to show full scope
A-202	Modified to show full scope, additional security fence, shelving
A-203	Modified due to scope
A-204	Modified due to scope
A-205	Modified to show full scope
A-206	Modified to show full scope
A-207	Modified to show full scope
A-400	Modified to show full scope, additional security wall
A-500	Removed due to change in security wall
A-600	Modified door schedule
A-700	Modified details

17126_2.3.4_memo_2017-12-05

MCA
ARCHITECTS

MEMORANDUM

TO:	Facilities Permit Program	City of Portland Bureau of Development Services
FROM:	Philip Zwettler MCA Architects, PC 812 SW Washington Street, Suite 800 Portland, OR 97205	
DATE:	December 13, 2017	
JOB NO.:	17-126	
JOB NAME:	#17-254022 FA adidas NACCO Warehouse Portland, OR	
RE:	Scope and Submission Changes	

This memorandum is for the purpose of clarifying scope changes to the adidas NACCO Warehouse project #17-254022 FA that may affect the current review process.

REVISIONS: The following sheets have had revisions:

A-200	Revised to show removal of urinal
A-202	Revised to show new racking layout, no partition in men's restroom
A-600	Revised elevations, door schedule

17126_2.3.4_memo_2017-12-13

adidas AMERICA, INC.

NACCO WAREHOUSE

2120 NW 27TH AVE.

PORTLAND, OR 97210

PROJECT DIRECTORY

OWNER

BILL NAITO CO.
2701 NW VAUGHN STREET, SUITE 329
PORTLAND, OR 97210
(503) 517-4324 PHONE

ARCHITECT

MCA ARCHITECTS
812 SW WASHINGTON STREET, SUITE 800
PORTLAND, OR 97205
(503) 226-0622
(503) 226-0626 FAX
FRANK RUDLOFF
rudloff@mca-architects.com

VICINITY MAP

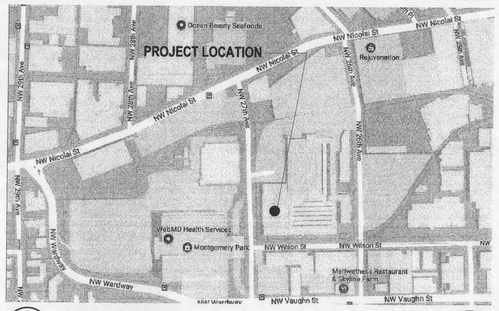

1 G-000 LOCATION MAP N.T.S.



2 G-000 BUILDING

SCOPE OF WORK

PROJECT TO CONSIST OF:

INTERIOR TENANT IMPROVEMENT CONSISTING OF WAREHOUSE STORAGE AND ASSOCIATED OFFICE SPACES.
UPGRADES INCLUDE:HVAC, ELECTRICAL, PLUMBING.

DEFERRED SUBMITTALS

FIRE SPRINKLER
FIRE ALARM
STRUCTURAL
MECHANICAL
PLUMBING
ELECTRICAL
LOW VOLTAGE SECURITY
STORAGE RACK SYSTEM
SECURITY FENCING

LEGAL DESCRIPTION

PROPERTY	R316490
COUNTY	MULTNOMAH
STATE ID	1N1E29DA 1100
PARCEL #	TL 1100
SITE ADDRESS	2120 NW 27TH AVE.
CITY/STATE/ZIP	PORTLAND, OR 97210
TAX ROLL	SECTION 29 1N 1E, TL 1100 1.92 ACRES

BUILDING INFORMATION

-OCCUPANCY TYPE:	S-1 WAREHOUSE
-CONSTRUCTION TYPE	IIIA
-BUILDING AREA	34,820 SQ. FT
-NUMBER OF STORIES	2
-FIRE SPRINKLERS	YES
-FIRE ALARM	YES
ZONING	
-BASE	EX - CENTRAL EMPLOYMENT
-OVERLAY	d - DESIGN ZONE
-COMP PLAN	EX - CENTRAL EMPLOYMENT
HISTORIC RESOURCE	
-TYPE	HISTORIC LANDMARK
-CLASSIFICATION	INDIVIDUAL NATIONAL REGISTER RESOURCE

CODE INFORMATION

- 2014 OREGON STRUCTURAL SPECIALTY CODE
- TITLE 33 PORTLAND ZONING CODE

GENERAL NOTES

1. OMISSIONS OR CONFLICTS BETWEEN ELEMENTS OF THE DRAWINGS , NOTES, AND/OR DETAILS SHALL BE BROUGHT TO THE ATTENTION OF THE ARCHITECT AND RESOLVED BEFORE PROCEEDING WITH THE WORK.
2. IT IS THE CONTRACTORS RESPONSIBILITY TO INSPECT THE JOB SITE TO FAMILIARIZE HERHIM SELF WITH ALL THE EXISTING CONDITIONS THAT COULD AFFECT THE INSTALLATION OF ANY WORK SET FORTH IN THESE PLANS.
3. CONTRACTOR SHALL BE RESPONSIBLE FOR VERIFYING ANY OR ALL EXISTING CONDITIONS PRIOR TO THE START OF CONSTRUCTION. ANY UTILITIES FOUND TO BE IN THE WAY OF THE NEW CONSTRUCTION SHALL BE REMOVED, RELOCATED OR REPLACED AS DIRECTED REFER TO PLUMBING, ELECTRICAL, MECHANICAL AND/OR CIVIL PLANS FOR SPECIFIC REQUIREMENTS.
4. REFERENCE ALL ARCHITECTURAL, STRUCTURAL, MECHANICAL, PLUMBING, AND ELECTRICAL SHEETS FOR SCOPE OF WORK & COORDINATION.
5. THE CONTRACTOR SHALL BE RESPONSIBLE FOR VERIFYING THE EXISTENCE AND LOCATION OF ALL UNDERGROUND OR CONCEALED UTILITIES IN ADVANCE OF ANY CONSTRUCTION. THE CONTRACTOR IS RESPONSIBLE TO HIRE A PRIVATE UTILITY LOCATING SERVICE TO LOCATE ALL UNDERGROUND UTILITIES ON OR NEAR THE PROJECT SITE.
6. CONTRACTOR SHALL REPAIR ANY AND ALL UTILITIES DAMAGED DURING THE COURSE OF CONSTRUCTION IN ACCORDANCE WITH LOCAL SPECIFICATIONS, AT NO ADDITIONAL COST.
7. ALL ITEMS REMOVED SHALL BE TEMPORARILY STORED IN A LOCATION APPROVED BY THE OWNER, AND THE OWNER SHALL REVIEW ALL ITEMS PRIOR TO ANY DISPOSAL. ANY ITEM WHICH IS DEEMED SALVAGEABLE SHALL REMAIN THE OWNERS PROPERTY, AND WILL BE REMOVED TO STORAGE FACILITIES DESIGNATED BY THE OWNER FOR FUTURE USE. IF THE OWNER DEEMS AN ITEM AS NON-SALVAGEABLE, THE CONTRACTOR SHALL DISPOSE OF IT.
8. THE CONTRACTOR IS RESPONSIBLE FOR THE REMOVAL AND DISPOSAL OF ANY DEBRIS RESULTING FROM THE DEMOLITION AND CONSTRUCTION. AT NO TIME SHALL ANY OF THIS MATERIAL OBSTRUCT THE EGRESS FROM THE FACILITY.
9. CONTRACTOR SHALL BE RESPONSIBLE FOR THE REMOVAL OF ANY OR ALL EXCESS EXCAVATION AND CONSTRUCTION RELATED DEBRIS, AT THE END OF EACH WORK DAY.
10. THE CONTRACTOR IS ADVISED THAT DAMAGE TO ANY PORTION OF THIS PROJECTS BUILDING(s) & SURROUNDING AREA AS A RESULT OF THIS PROJECT IS TO BE REPAIRED AT THE CONTRACTORS EXPENSE.
11. THE JOB SITE, AT THE COMPLETION OF CONSTRUCTION, SHALL BE CLEANED OF ANY DEBRIS OR SPOILS RESULTING FROM THE CONSTRUCTION.
12. THE CONTRACTOR IS RESPONSIBLE TO FIELD VERIFY ALL EXISTING RECORDED DIMENSIONS INDICATED AND ALL EXISTING CONDITIONS THAT IMPACT NEW CONSTRUCTION.
13. USE WRITTEN DIMENSIONS ONLY. WHERE NO DIMENSION IS PROVIDED, CONSULT THE ARCHITECT FOR CLARIFICATION BEFORE PROCEEDING WITH THE WORK.
14. THE CONTRACTOR SHALL ESTABLISH ALL QUANTITIES BASED ON ACTUAL CONDITIONS. THESE DRAWINGS ARE NOT TO BE SCALED.
15. THE CONTRACTOR SHALL COMPLY WITH ALL APPLICABLE CODES, RULES AND REGULATIONS. OBTAIN AND PAY FOR ALL PERMITS AND LICENSES REQUIRED.
16. REFER TO BUILDING CODE FOR ADDITIONAL CODE REQUIREMENTS.
17. ALL MATERIALS REQUIRED SHALL BE OF A GRADE AND QUALITY CONSISTENT WITH THE INTENDED USE AS SPECIFIED & APPROVED BY THE ARCHITECT.
18. ALL EQUIPMENT OR MATERIALS NOT SHOWN OR SPECIFIED ON THE PLANS OR IN THE SPECIFICATIONS, BUT ARE REQUIRED TO COMPLETE THE INSTALLATION SHALL BE SUPPLIED BY THE CONTRACTOR AS PART OF THE CONTRACT WORK.
19. CONTRACTOR SHALL PROVIDE ALL NECESSARY TEMPORARY SHORING AND BRACING AS REQUIRED TO PROTECT EXISTING STRUCTURE.
20. ALL BLOCKING OR BACKING MATERIAL SHALL BE SOLID WOOD FOR ALL WALL MOUNTED ITEMS.
21. PATCH AND PREPARE ALL SURFACES AS REQUIRED TO RECEIVE NEW FINISH MATERIALS.
22. ALL INTERIOR FINISHES SHALL CONFORM TO CODE REQUIREMENTS.
23. REFER TO STRUCTURAL, MECHANICAL, PLUMBING, AND ELECTRICAL FOR LOCATION AND SIZE OF BLOCK-OUTS, INSERTS, AND OPENINGS, CURBS, BASES, PADS AND DIMENSIONS NOT SHOWN ON ARCHITECTURAL PLANS.
24. PROVIDE AN ESCUTCHEON AT EACH PIPE PENETRATION @ FLOOR AND/OR WALL SURFACES, TYPICAL.
25. MAINTAIN FULL UNOBSTRUCTED ACCESS TO ALL BUILDING EXITS THROUGHOUT CONSTRUCTION.
26. CONTRACTOR SHALL CONTACT FIRE INSPECTOR AT THE START OF WORK.
27. ALL WORK SUBJECT TO USDA/FDA AND LA COUNTY HEALTH INSPECTION.
28. ALL ELECTRICAL EQUIPMENT / APPLIANCES / FIXTURES / DEVICES SHALL BE UL / NRTL LISTED COMMERCIAL DUTY SPECIFICATION GRADE.
29. EXPOSED CONDUIT, IF ALLOWED, SHALL BE RGS 3/4" MINIMUM UP TO 60' AFF OR WHERE SUBJECT TO PHYSICAL DAMAGE.
30. CONDUIT FITTINGS SHALL BE WATER-TIGHT STEEL COMPRESSION TYPE. RGS SHALL BE THREADED.
31. A SEPARATE HOT WORK PERMIT IS REQUIRED, IF NEEDED AND SHALL BE OBTAINED DIRECTLY FROM THE FIRE MARSHAL'S OFFICE.
32. PROVIDE A FIRE WATCH IF THE SYSTEM IS OUT OF SERVICE OVER EXTENDED PERIODS FOR BOTH FIRE ALARM AND FIRE SPRINKLER SYSTEMS
33. A FIRE WATCH SYSTEM IS OUT OF SERVICE OVER EXTENDED PERIODS FOR BOTH FIRE ALARM AND FIRE SPRINKLER SYSTEMS
34. CONTRACTOR TO PREVENT GALVANIC ACTION AND OTHER FORMS OF CORROSION BY INSULATING METALS AND OTHER MATERIALS FROM DIRECT CONTACT WITH INCOMPATIBLE METALS
35. THE CONTRACTOR SHALL PERFORM ALL CUTTING, PATCHING, AND FINISHING NECESSARY TO RESTORE THE ORIGINAL CONDITION OF THE BUILDING TO ALL EXISTING PORTIONS OF THE BUILDING AND SURROUNDING AFFECTED AREAS, TO THE SATISFACTION OF THE OWNER.
36. ALL PENETRATIONS THROUGH FIRE RESISTIVE PARTITION AND SLAB, INCLUDING CONDUITS AND PIPING, SHALL BE CONSTRUCTED TO MEET APPROVED U.L. SYSTEM.
37. IN THE CASE OF CONFLICTS OR AMBIGUITIES NOT CLARIFIED PRIOR TO THE BIDDING DEADLINE, USE THE MOST COSTLY ALTERNATIVE (BETTER QUALITY, GREATER QUANTITY AND LARGER SIZE) IN PREPARING THE BID. A CLARIFICATION WILL BE ISSUED TO THE SUCCESSFUL BIDDER AS SOON AS FEASIBLE AFTER THE AWARD AND, IF APPROPRIATE, A DEDUCTIVE CHANGE ORDER WILL BE ISSUED.

GENERAL NOTES CONT.

38. THE GENERAL CONTRACTOR SHALL BE RESPONSIBLE FOR COORDINATING ALL UTILITIES WITH THE ELECTRICAL AND PLUMBING SUBCONTRACTORS.
39. THE GENERAL CONTRACTOR SHALL BE RESPONSIBLE FOR DOCUMENTING ALL CHANGES TO THE CONSTRUCTION DOCUMENTS, NO MATTER HOW MINOR, FOR AS-BUILT DOCUMENTS. THESE DOCUMENTS ARE TO BE GIVEN TO THE OWNER'S REPRESENTATIVE WITHIN 2 WEEKS AFTER FINAL COMPLETION.
40. ALL WORK NOT SPECIFICALLY COVERED IN THE CONTRACT DOCUMENTS SHALL BE FURNISHED AND INSTALLED I N ACCORDANCE WITH CONSTRUCTION INDUSTRY STANDARDS.
41. AN APPROVED SEISMIC GAS SHUTOFF VALVE IS CURRENTLY ON THE FUEL GAS LINE ON THE DOWN STREAM SIDE OF THE UTILITY METER AND BE RIGIDLY CONNECTED TO THE EXTERIOR OF THE BUILDING OR STRUCTURE CONTAINING THE FUEL GAS PIPING: SEPARATE PLUMBING PERMIT IS REQUIRED.
42. A COPY OF THE EVALUATION REPORT AND/OR CONDITIONS OF LISTING SHALL BE MADE AVAILABLE AT THE JOB SITE.

DRAWING INDEX

ARCHITECTURAL

☒	☒	G-000 COVER
☒	☒	G-101 CODE SHEET
☒	☒	A-100 SITE PLANS
☒	☒	A-200 DEMO PLAN FIRST FLOOR
☐	☒	A-201 DEMO PLAN MEZZANINES
☒	☒	A-202 FIRST FLOOR PLAN
☐	☒	A-203 MEZZANINE PLANS
☐	☒	A-204 DEMO PLAN FIRST FLOOR RCP
☒	☒	A-205 DEMO PLANS MEZZANINE RCP
☒	☒	A-206 PLAN REFLECTED CEILING
☒	☒	A-207 PLAN REFLECTED CEILING
☒	☒	A-400 SECTIONS
☒		A-500 WALL SECTIONS ⚠
☒	☒	A-600 INTERIOR ELEVATIONS, DOOR SCHEDULE
☒	☒	A-700 DETAILS ⚠

12/08/17 REVD
10/27/17
10/06/17

City of Portland
REVIEWED FOR CODE COMPLIANCE
DEC 19 2017
17-254022 REV01 FA
Permit Number

ARCHITECTURAL ABBREVIATIONS

NOT ALL ABBREVIATIONS MAY BE USED. ABBREVIATIONS MAY BE USED IN CONJUNCTION WITH OTHERS.

∠	ANGLE	
@	AT	
℄	CENTERLINE	
Ø	DIAMETER OR ROUND	
⊥	PERPENDICULAR	
#	POUND OR NUMBER	
/	PER OR OVER	
±	PLUS OR MINUS	
[	CHANNEL	
A.B.	ANCHOR BOLT	
A.C.	ASPHALTIC CONCRETE	
A/C	AIR CONDITIONING	
ACCT	ACCENT	
ACOUS	ACOUSTICAL	
A.C.T.	ACOUSTICAL CEILING TILE	
A.D.A.	AMERICANS WITH DISABILITIES ACT	
ADJ	ADJUSTABLE	
A.F.F.	ABOVE FINISH FLOOR	
AGGR	AGGREGATE	
AL	ALUMINUM	
ALK	ALKYD	
ALT	ALTERNATE	
ANOD	ANODIZED	
AP	ACCESS PANEL	
APPROX	APPROXIMATE	
ARCH	ARCHITECTURAL	
ASPH	ASPHALT	
AUTO	AUTOMATIC	
A.V.	AUDIO VISUAL	
AVE	AVENUE	
BD	BOARD	
BET	BETWEEN	
BITUM	BITUMINOUS	
BLDG	BUILDING	
BLK	BLOCK	
BLKG	BLOCKING	
BLVD	BOULEVARD	
BM	BEAM	
B.O.	BOTTOM OF	
BO	BY OTHERS	
B.S.	BOTH SIDES	
B.U.R.	BUILT-UP ROOF	
CAB	CABINET	
C.B.	CATCH BASIN	
C.D.	COIL DOOR	
CEM	CEMENT	
CER	CERAMIC	
C.F.	CUBIC FEET	
C.F.M.	CUBIC FEET PER MINUTE	
C.G.	CORNER GUARD	
C.I.	CAST IRON	
C.I.P.	CAST-IN-PLACE	
C.J.	CONTROL JOINT/ CONSTRUCTION JOINT	
CLO	CLOSET	
CLG	CEILING	
CLKG	CAULKING	
CLR	CLEAR	
CMU	CONCRETE MASONRY UNIT	
CNTR	COUNTER	
C.O.	CLEAN OUT	
COL	COLUMN	
COMP	COMPACT	
CONF	CONFERENCE	
CONC	CONCRETE	
CONN	CONNECTION	
CONSTR	CONSTRUCTION	
CONT	CONTINUE (CONTINUATION)	
CONTR	CONTRACTOR	
CORR	CORRIDOR	
CPT	CARPET	
CRK	CORK	
C.S.H.	CONCRETE SURFACE HARDENER	
C.S.P.	CONCRETE STAND PIPE	
CSWK	CASEWORK	
C.T.	CERAMIC TILE	
CTR	CENTER	
CTRS	COUNTERSINK	
CUST	CUSTOMS	
C.W.	COLD WATER	
CX	CONNECTION	
D.	DRYER	
DBL	DOUBLE	
DEMO	DEMOLITION (DEMOLISH)	
DEPT	DEPARTMENT	
D.F.	DRINKING FOUNTAIN	
DIA	DIAMETER	
DIM	DIMENSION	
DISP	DISPENSER	
D.L.	DEAD LOAD	
DN	DOWN	
DR	DOOR	
D.O.	DOOR OPENING	
D.S.	DOWNSPOUT	
D.S.P.	DRY STANDPIPE	
DTL	DETAIL	
DW	DISHWASHER	
DWG(S)	DRAWING(S)	
DWL	DOWEL	
DWR	DRAWER	
E	EAST	
E / (E)	EXISTING	
EA	EACH	
E.J.	EXPANSION JOINT	
ELEC	ELECTRICAL	
ELEV	ELEVATION	
E.M.	ENTRY MAT	
EMER	EMERGENCY	
ENCL	ENCLOSURE	
ENGR	ENGINEER	
ENM	ENAMEL	
EP	EPOXY PAINT	
EQ	EQUAL	
EQUIP	EQUIPMENT	
E.S.	EACH SIDE	
ETC	ETCETERA	
E.T.R.	EXISTING TO REMAIN	
EXP	EXPANSION	
EXT	EXTERIOR	
F.A.	FIRE ALARM	
F.A.P.	FIRE ALARM PANEL	
F.B.	FLAT BAR	
F.D.	FLOOR DRAIN	
FDN	FOUNDATION	
F.E.	FIRE EXTINGUISHER	
F.E.C.	FIRE EXTINGUISHER CABINET	
F.F.	FACTORY FINISH	
F.F.E.	FURNITURE FIXTURE EQUIPMENT	
FGL	FIBERGLASS	
F.H.C	FIRE HOSE CABINET	
FIN	FINISH	
FL	FLOOR	
FLASH	FLASHING	
FLUOR	FLUORESCENT	
F.O.	FACE OF	
F.O.B.	FACE OF BRICK	
F.O.C.	FACE OF CONCRETE	
F.O.M.	FACE OF MASONRY	
F.O.S.	FACE OF STUDS	
F.O.W.	FACE OF WALL	
F.O.I.O.	FURNISH BY OWNER INSTALLED BY OWNER	
FPRF	FIRE PROOF	
F.R.	FIBERGLASS REINFORCED	
FRP	FIBERGLASS REINFORCED PANEL	
FRZ	FREEZER	
F.S.	FLOOR SINK	
FT	FOOR OR FEET	
FTG	FOOTING	
FURR	FURRING	
FUT	FUTURE	
GA	GAUGE	
GALV	GALVANIZED	
G.B.	GRAB BAR	
GL	GLASS	
GLAZ	GLAZING	
GND	GROUND	
GR	GRADE	
G.W.B.	GYPSUM WALLBOARD	
GYP	GYPSUM	
G.B.X.	FIRE RATED GYPSUM WALLBOARD	
H	HEIGHT	
H.B.	HOSE BIB	
H.C.	HOLLOW CORE	
HCAP	HANDICAPPED	
HDWD	HARDWOOD	
HDWR	HARDWARE	
HM	HOLLOW METAL	
HORIZ	HORIZONTAL	
HR	HOUR	
HSS	HOLLOW STRUCTURAL SECTION	
HT	HEIGHT	
HVAC	HEATING, VENTILATING AND AIR CONDITIONING	
H.W.	HOT WATER	
I.D.	INSIDE DIAMETER	
I.G.	INSULATED GLASS	
IN	INCH (INCHES)	
INSUL	INSULATION	
INT	INTERIOR	
INV	INVERT	
JAN	JANITOR	
JST	JOIST	
JT	JOINT	
KIT	KITCHEN	
K.P.	KICK PLATE	
K.O.	KNOCK OUT	
L	LENGTH	
LAB	LABORATORY	
LAM	LAMINATE	
LAV	LAVATORY	
LIB	LIBRARY	
LKR	LOCKER	
LT	LIGHT	
LTWT	LIGHTWEIGHT	
MATL	MATERIAL	
MAX	MAXIMUM	
M.B.	MACHINE BOLT	
M.C.	MEDICINE CABINET	
MECH	MECHANICAL	
MEMB	MEMBRANE	
MFR	MANUFACTURER	
MGR	MANAGER	
M.H.	MANHOLE	
MIN	MINIMUM	
MIR	MIRROR	
MISC	MISCELLANEOUS	
M.O.	MASONRY OPENING	
MTD	MOUNTED	
MTL	METAL	
MUL	MULLION	
N	NORTH	
N.I.C.	NOT IN CONTRACT	
NO or #	NUMBER	
NOM	NOMINAL	
NST	NON-SLIP TILE	
N.T.S.	NOT TO SCALE	
OA	OVERALL	
OBS	OBSCURE	
O.C.	ON CENTER	
O.D.	OUTSIDE DIAMETER	
OFF	OFFICE	
O.F.C.I.	OWNER FURNISHED, CONTRACTOR INSTALLED	
O.F.O.I.	OWNER FURNISHED, OWNER INSTALLED	
OH	OVERHEAD	
OPNG	OPENING	
OPP	OPPOSITE	
O.T.O.	OUT TO OUT	
O.T.S.	OPEN TO STRUCTURE	
OWSJ	OPEN WEB STEEL JOIST	
P.C.	PORTLAND CEMENT	
PL	PLATE	
PLAM	PLASTIC LAMINATE	
PLAS	PLASTIC	
PLYWD	PLYWOOD	
PNL	PANEL	
PNT	PAINT	
PORT	PORT OF PORTLAND	
PR	PAIR	
PRCST	PRECAST	
PRE-FIN	PRE-FINISH	
P.S.F.	PER SQUARE FOOT	
P.S.I.	PER SQUARE INCH	
PT	PAINT	
P.T.	PRESSURE TREATED	
P.T.D.	PAPER TOWEL DISPENSER	
PT GYP	PAINTED GYPSUM BOARD	
P.U.E.	PUBLIC UTILITY EASEMENT	
PRTN	PARTITION	
Q.T.	QUARRY TILE	
QUAN	QUANTITY	
R	RISER	
R.A.	RETURN AIR	
RAD	RADIUS	
R.B.	RUBBER BASE	
RBR	RUBBER	
R.D.	ROOF DRAIN	
REF	REFERENCE	
REFR	REFRIGERATOR	
REG	REGIONAL	
REQ	REQUIRED	
RES	RESILIENT	
REV	REVERSE	
RGTR	REGISTER	
RM	ROOM	
R.O.	ROUGH OPENING	
S	SOUTH	
S.A.C.	SUSPENDED ACOUSTIC CEILING	
S.A.T.	SUSPENDED ACOUSTIC TILE	
SBSTR	SUBSTRATE	
SC	SOLID CORE	
S.C.D.	SEAT COVER DISPENSER	
SCHED	SCHEDULE	
S.D.	SOAP DISPENSER	
SEC	SECRETARY	
SECT	SECTION	
S.F.	SQUARE FOOT	
SG	SUBRADE	
SH	SHELF	
SHWR	SHOWER	
SHT	SHEET	
SIM	SIMILAR	
SL	SLIDING	
S.L.A.C.	SHIPPER LOADED AIRCRAFT CONTAINER	
S.M.S.	SHEET METAL SCREWS	
S.N.D.	SANITARY NAPKIN DISPENSER	
S.N.R.	SANITARY NAPKIN RECEPTACLE	
SPEC	SPECIFICATIONS	
SPRVR	SUPERVISOR	
S.Q.	SQUARE	
S.S.	STAINLESS STEEL	
S.SK.	SERVICE SINK	
ST	STAINLESS	
STA	STATION	
STD	STANDARD	
STL	STEEL	
STN	STAIN	
STOR	STORAGE	
STRUCT	STRUCTURAL	
SUSP	SUSPENDED	
S.V.	SHEET VINYL	
SYM	SYMBOL	
T.B.	TOWEL BAR	
T&B	TOP AND BOTTOM	
T.D.	TRENCH DRAIN	
TEL	TELEPHONE	
TEMP	TEMPERED	
T.F.C.I.	TENANT FURNISHED / CONTRACTOR INSTALLED	
TIG	TEMPERED INSULATED GLASS	
TKBD	TACKBOARD	
T&G	TONGUE AND GROOVE	
THK	THICK / THICKNESS	
THRESH	THRESHOLD	
T.M.C.	TIME MANAGEMENT SYSTEM	
T.O.	TOP OF	
T.O.C.	TOP OF CURB	
T.O.D.	TOP OF DECK	
T.O.P.	TOP OF PARAPET	
T.O.S.	TOP OF SHEATHING	
T.O.W.	TOP OF WALL	
T.P.D.	TOILET PAPER DISPENSER	
TR	TREAD	
T.S.	TUBE STEEL	
T-STAT	THERMOSTAT	
TV	TELEVISION	
TYP	TYPICAL	
TZZO	TERRAZZO	
U.B.C.	UNIFORM BUILDING CODE	
U.F.C.	UNIFORM FIRE CODE	
U.L.	UNDERWRITERS LABORATORIES	
UNF	UNFINISHED	
U.O.N.	UNLESS OTHERWISE NOTED	
U.P.C.	UNIFORM PLUMBING CODE	
UR	URINAL	
U.V.	UNIT VENTILATOR	
U.S.	UNITED STATES	
USDA	UNITED STATES DEPARTMENT OF AGRICULTURE	
V	VOLT	
V.B.	VAPOR BARRIER	
V.C.T.	VINYL COMPOSITION TILE	
VEN	VENEER	
VERT	VERTICAL	
VEST	VESTIBULE	
V.I.F.	VERIFY IN FIELD	
V.G.	VERTICAL GRAIN	
V.P.S.	VENEER PLASTER SYSTEM	
V.W.C.	VINYL WALL COVER	
W	WEST	
W/	WITH	
W.C.	WALL COVERING	
W.C.S.	WALL COVERING SYSTEM	
W.CLR	WATER COOLER	
WD	WOOD	
W.F.	WIDE FLANGE	
W.G.	WIRE GLASS	
W.H.	WATER HEATER	
W.I.	WROUGHT IRON	
WNDW	WINDOW	
WNSCT	WAINSCOT	
W/O	WITHOUT	
W.P.	WATER PROOF	
W.R.	WATER RESISTANT	
W.S.	WATER STOP	
WSCT	WAINSCOT	
WT	WEIGHT	
x	TIMES OR BY (2x4)	
YD	YARD	

ARCHITECTURAL MATERIALS

EARTH
ROCK (OR GRAVEL)
CONCRETE
CONCRETE MASONRY UNITS
FERROUS METAL
ALUMINUM
CONTINUOUS MEMBER
BLOCKING
FINISH WOOD
BATT INSULATION
RIGID INSULATION
PLYWOOD
GYPSUM WALL BOARD
EXISTING WALL TO REMAIN
EXISTING WALL TO BE REMOVED
NEW WALL
FIRE EXTINGUISHER

ARCHITECTURAL SYMBOLS

DRAWING REFERENCE TITLE
DRAWING TITLE
DRAWING NUMBER
SHEET NUMBER
SCALE OF DRAWING
NAME1
SHT# 1/1" = 1'-0"

BUILDING SECTION TARGET
SECTION IDENTIFICATION
DIRECTION VIEWED
SHEET WHERE SECTION IS DRAWN
SHT#

DETAIL TARGETS
DRAWING NUMBER
SHEET NUMBER
AREA TO BE DETAILED
CUTLINE
SHT#

WALL SECTION TARGET
DRAWING NUMBER
DIRECTION VIEWED AT CUTLINE
SHEET NUMBER
SHT#

INTERIOR ELEVATION TARGET
DRAWING NUMBER
DIRECTION VIEWED
SHEET NUMBER
N W # SHT# E S

TARGET ELEVATION
ELEVATION REFERENCE
MATERIAL DESIGNATION (TOP OF CURB)
100'-0" T.O. CURB

EXTERIOR ELEVATION TARGET
DRAWING NUMBER
DIRECTION VIEWED
SHEET NUMBER
SHT#

POINT ELEVATION
ELEVATION
IDENTIFICATION OF POINT
100'-0" T.O. CURB

DATUM OR CONTROL POINT

MATCH LINE TARGET
REFER TO 1/A101

NORTH ARROW
NORTH

GRAPHIC SCALE
0 # # #

ROOM NAME TAG
ROOM-NAME
ROOM-NAME
0 SQ FT

DOOR TAG
100A

CEILING ELEVATION TAG
10'-0"

WALL TYPE TARGET
#

WINDOW TAG
#

EQUIPMENT TAG
#

MILLWORK TAG
#

KEYNOTE TAG
#

REVISIONS TAG
#

NEW CONTOUR
124

DEMO CONTOUR
124

EXISTING CONTOUR
124

PROPERTY LINE

CENTER LINE

ELEMENTS ABOVE

ELEMENTS BELOW

DEMO WORK

FENCE
x x x x x

LEADERS

DIMENSIONS
1 1/4"

MCA ARCHITECTS
812 SW WASHINGTON ST, SUITE 800
PORTLAND OREGON 97205
PHONE 503/226-0622
FAX 503/226-0626
WWW.MCA-ARCHITECTS.COM

REGISTERED ARCHITECT
JACK C. MILLER
PORTLAND, OREGON
1464
STATE OF OREGON

adidas AMERICA, INC.
NACCO WAREHOUSE
2120 NW 27th Avenue
PORTLAND, OR, 97210

REV #: DATE: DESCRIPTION:
10/27/17 ADDENDUM 1 REVISION
12-05-17 REVISIONS

COVER SHEET

PROJECT NO: 17-426
DRWN BY: PZ CHK'D BY: FR
DATE: 10/06/17

G-000

©COPYRIGHT

F26

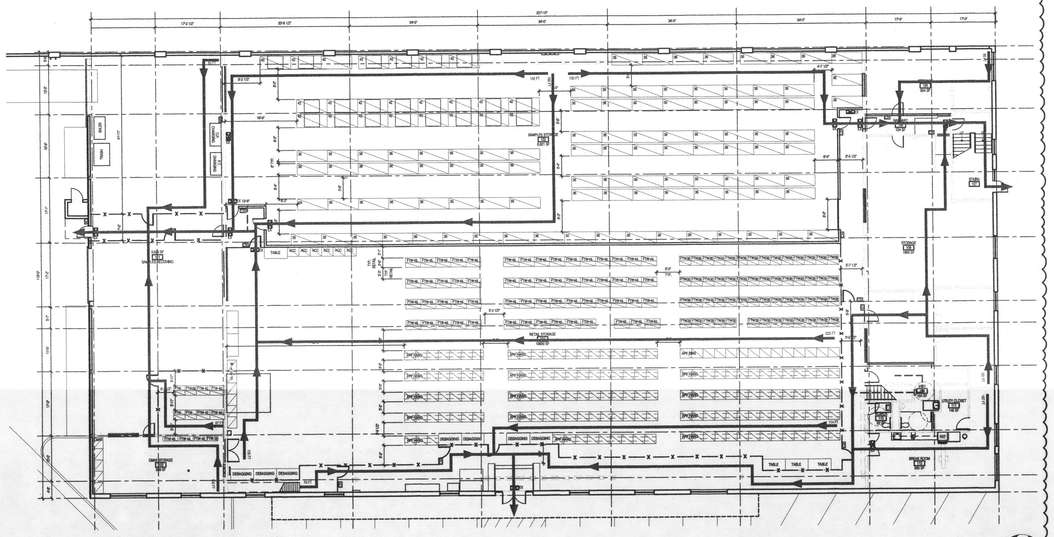

1 G-101 FIRST FLOOR EGRESS PLAN
1/16" = 1'-0"

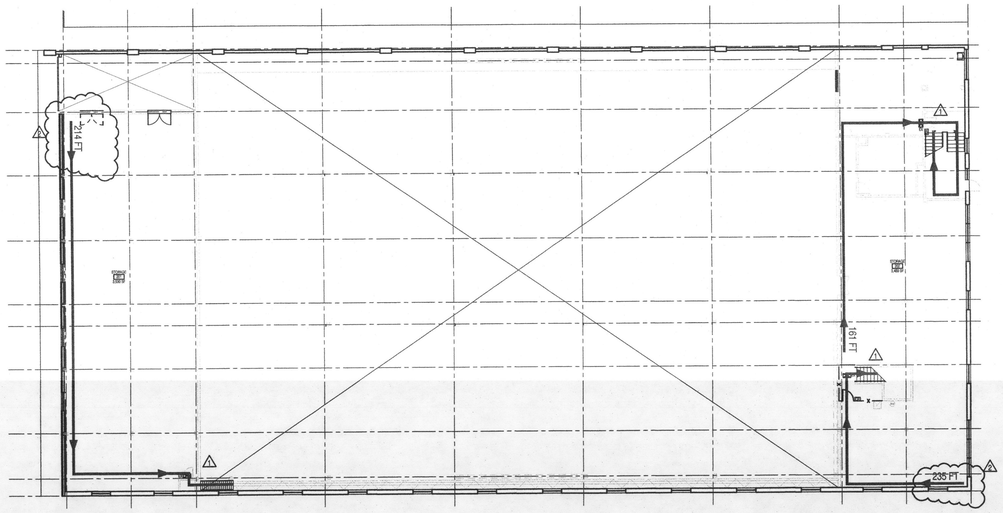

2 G-101 MEZZANINE EGRESS PLAN
1/16" = 1'-0"

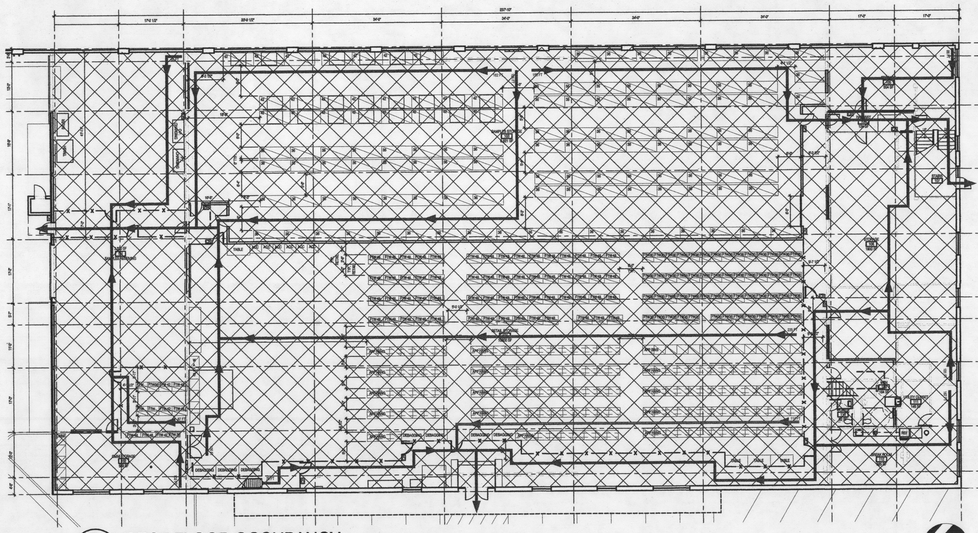

3 G-101 FIRST FLOOR OCCUPANCY
1/16" = 1'-0"

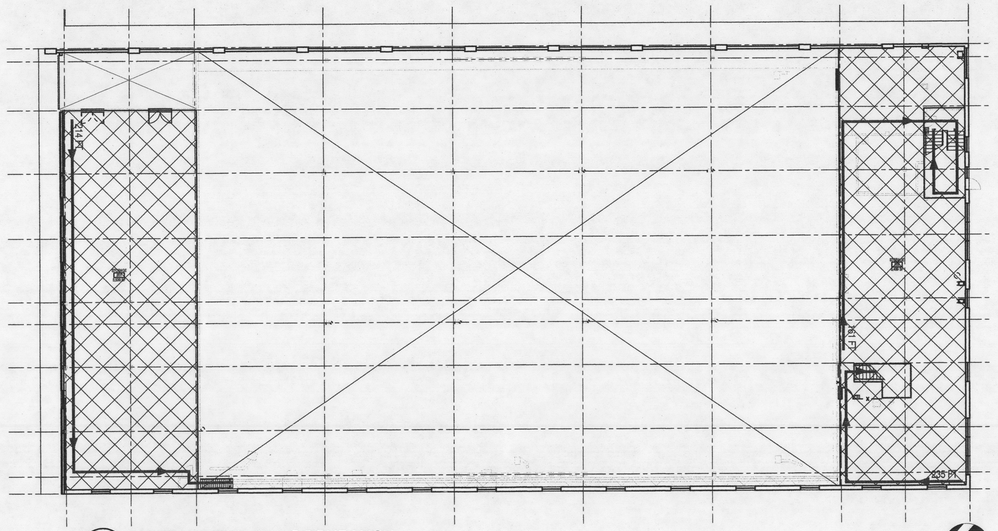

4 G-101 MEZZANINE PLAN - OCCUPANCY
1/16" = 1'-0"

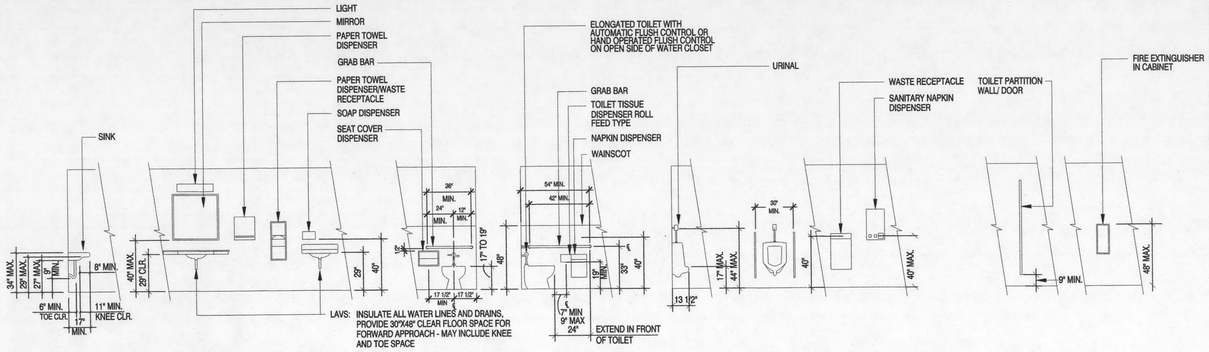

5 G101 ACCESSORY MOUNTING HEIGHTS - ADA ACCESSIBLE
NOT ALL ACCESSORIES SHOWN ON MOUNTING HEIGHT SCHEDULE OCCUR - REFER TO PLAN FOR LOCATIONS.

RM #	ROOM NAME	AREA	OCCUPANCY	RATE	TOTAL OCCUPANTS
FIRST FLOOR AREAS					
101	RECEIVING	3520	S-1	1/500	7.04
102	OMNI	539	S-1	1/500	1.08
103	SAMPLES STORAGE	8621	S-1	1/500	17.24
104	RETAIL STORAGE	10800	S-1	1/500	21.60
105	STORAGE	554	S-1	1/500	1.10
106	HALLWAY	124	S-1	1/500	0.25
107	STAIRS	250	S-1	1/500	0.50
108	STORAGE	1900	S-1	1/500	3.80
109	MENS	164	S-1	1/500	0.33
110	WOMENS	52	S-1	1/500	0.10
111	UTILITY CLOSET	145	S-1	1/500	0.29
112	BREAK ROOM	585	S-1	1/500	1.17
SECOND FLOOR AREAS					
201	STORAGE	3530	S-1	1/500	7.06
202	STORAGE	3500	S-1	1/500	7.00
					0.00
					0.00
		34284			68.56

OCCUPANCY BREAKDOWN

		FIRST FLOOR		SECOND FLOOR	
S-1	WAREHOUSE / STORAGE	27,348 SQ FT	54.69	7,030 SQ FT	14.06

	FIRST FLOOR		SECOND FLOOR	
TOTAL	27,348 SQ FT	54.69 OCC.	7,030 SQ FT	14.06 OCC.
TOTAL FLOOR AREA :	34,378 SQ FT	68.75 (69 OCC)		

PLUMBING CALCULATIONS

S-1 WAREHOUSE / STORAGE 34,378 SQ FT 68.76 = 69 OCC
TOTAL 34,374 SQ FT 68.76 = 69 OCC

S-1 1 PER 100 OCCUPANTS = (1) WC (69) OCCUPANTS
TOTAL REQUIRED WATER CLOSETS = (1) WATER CLOSETS

S-1 1 PER 100 OCCUPANTS = (1) LAV (69) OCCUPANTS
TOTAL REQUIRED LAVATORIES = (1) LAVATORIES
PER OSSC CHAPTER 2902.2 - SEPARATE FACILITIES

MEN	WOMEN
1 WC	1 WC
1 LAV	1 LAV

LEGEND

EX EXIT SIGN - SEE ELECTRICAL, BY SEPARATE PERMIT

MCA ARCHITECTS
812 SW WASHINGTON ST, SUITE 800
PORTLAND OREGON 97205
PHONE 503/226-0622
FAX 503/226-0626
WWW.MCA-ARCHITECTS.COM

REGISTERED ARCHITECT
JACK C. MILLER
PORTLAND, OREGON
1464
STATE OF OREGON

adidas AMERICA, INC.
NACCO WAREHOUSE
2120 NW 27th Avenue
PORTLAND, OR, 97210

REV #:	DATE:	DESCRIPTION:
1	10-27-17	ADDENDUM 1 REVISION
2	12-05-17	REVISIONS

EGRESS PLAN

PROJECT NO: 17-126
DRWN BY: PZ CHK'D BY: FR
DATE: 10/06/17

G-101

©COPYRIGHT

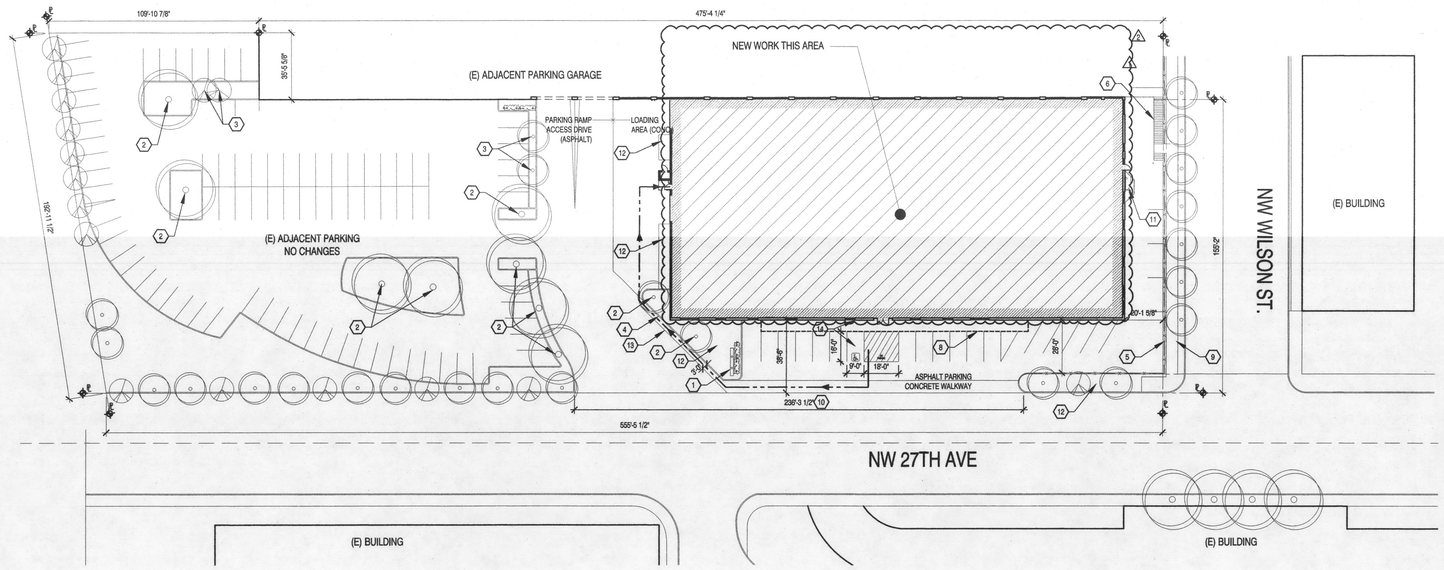

1 A-101 **SITE PLAN** 1/32" = 1'-0"

NORTH

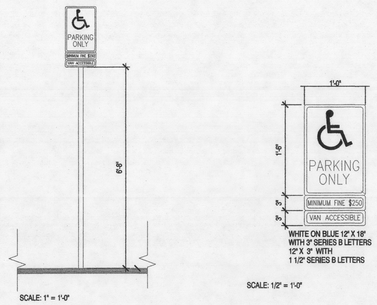

2 A-101 **ACCESSIBLE PARKING SIGNAGE** 1

SITE NOTES

1. NO EXTERIOR WORK THIS PERMIT.
2. ALL STREET TREES, PROPERTY TREES TO REMAIN

LEGEND

ACCESSIBLE PATH

KEYNOTES

1. (E) SIGN TO REMAIN
2. (E) 10" CALIPER TREE TO REMAIN
3. (E) 6" CALIPER TREE TO REMAIN
4. (E) RETAINING WALL TO REMAIN
5. (E) CHAIN LINK FENCE TO REMAIN
6. (E) SIDEWALK CANOPY TO REMAIN
7. (E) STAIR WAY TO REMAIN - SERVES ADJACENT PARKING STRUCTURE.
8. (E) CANOPY TO REMAIN
9. (E) SIDEWALK - NO CHANGES
10. (E) DRIVEWAY APRON - NO CHANGES
11. (E) GAS METER, PLATFORM, BARRIER TO REMAIN
12. (E) LANDSCAPE BED TO REMAIN
13. (E) STRIPING
14. (N) ACCESSIBLE VAN PARKING SIGN, SPACE - SEE 2/A-101 1

AREA CALCULATIONS (EXISTING CONDITIONS NO CHANGE IN BUILDING AREA)

TOTAL AREA OF SITE	83,635 SQ FT
AREA WITHIN TENANT SPACE	34,378 SQ FT
TOTAL AREA BY USES	
WAREHOUSE	34,378 SQ FT

PARKING CALCULATIONS

EXISTING PARKING STALLS - 75 TOTAL EXISTING STALLS
75 STANDARD

EXISTING BUILDING 34,820 SQ FT (NO CHANGE PROPOSED)

S-1	STORAGE	34,378 SF	1/750 SF*	12.9
*(1/750 PER FIRST 3,000 SF, 1/3,500 THEREAFTER)				12.9 (13 STALLS)

TOTAL REQUIRED STALLS 13 STALLS

BICYCLE PARKING REQUIREMENTS

LONG TERM			REQ'D SPACES	
S-1	STORAGE	34,378 SF	2, OR 1/40,000 SF	2 SPACES
		TOTAL LONG TERM BICYCLE SPACES		2 SPACES*
SHORT TERM			REQ'D SPACES	
S-1	STORAGE	31,170 SF	NONE	0 SPACES
		TOTAL SHORT TERM BICYCLE SPACES		0 SPACES

*LONG-TERM BIKE STORAGE WILL BE PROVIDED IN THE MONTGOMERY PARK MAIN BUILDING'S LONG TERM BIKE PARKING CORRAL - THIS CORRAL IS LOCATED ON THE 1ST FLOOR, SECURED (WITHIN 100'-0" OF A SECURITY GUARD AND MONITORED WITH A SECURITY CAMERA). THIS LONG-TERM STORAGE IS WITHIN 300'-0" OF THE SITE.

BUILDING INFORMATION

-OCCUPANCY TYPE:	S-1 WAREHOUSE
-CONSTRUCTION TYPE	III-A
-BUILDING AREA	34,820 SQ. FT
-NUMBER OF STORIES	2
-FIRE SPRINKLERS	YES
-FIRE ALARM	YES
ZONING	
-BASE	EX - CENTRAL EMPLOYMENT
-OVERLAY	d - DESIGN ZONE
-COMP PLAN	EX - CENTRAL EMPLOYMENT
HISTORIC RESOURCE	
-TYPE	HISTORIC LANDMARK
-CLASSIFICATION	INDIVIDUAL NATIONAL REGISTER RESOURCE

2
1

MCA ARCHITECTS
812 SW WASHINGTON ST, SUITE 800
PORTLAND OREGON 97205
PHONE 503/226-0622
FAX 503/226-0626
WWW.MCA-ARCHITECTS.COM

REGISTERED ARCHITECT JACK C. MILLER PORTLAND, OREGON 1464 STATE OF OREGON

adidas AMERICA, INC.
NACCO WAREHOUSE
2120 NW 27th Avenue
PORTLAND, OR, 97210

REV #:	DATE:	DESCRIPTION:
1	10.27.17	ADDENDUM 1 REVISION
2	12.05.17	REVISIONS

SITE PLAN

PROJECT NO: 17-126
DRWN BY: PZ CHK'D BY: FR
DATE: 10/06/17

A-101

©COPYRIGHT



1 DEMOLITION PLAN - FIRST FLOOR
A-200 — 1/8 " = 1'-0"

NORTH

KEYNOTES

1. REMOVE (E) BATHROOM FIXTURE
2. REMOVE (E) TOILET PARTITION
3. REMOVE (E) BATHROOM EQUIPMENT
4. REMOVE (E) CONCRETE CURB, SMOOTH TO MATCH (E) SLOPE
5. (E) DOOR TO REMAIN - PAINT FRAME, DOOR
6. (E) STAIRWAY TO REMAIN - CLEAN, SCRAPE, REPAINT
7. REMOVE (E) DECOMMISSIONED ELECTRICAL, WATER, DUCT, CONDUIT/PIPING AT COLUMN UP TO CEILING
8. REMOVE (E) UTILITY
9. REMOVE (E) WALL TILE
10. (E) PLUMBING RISER TO REMAIN
11. HAINDRAIL, MOUNTING PANEL TO REMAIN
12. ELECTRICAL SWITCHBOXES, EQUIPMENT TO REMAIN
13. REMOVE (E) DRINKING FOUNTAIN, PATCH WALL BEHIND
14. REPAIR DAMAGED WALL WHERE OCCURS, PAINT
15. REMOVE (E) BLAST SHIELD
16. REMOVE (E) HOSE REEL
17. REMOVE (E) FLOOR GRATE, INFILL TO MATCH EXISTING FLOOR
18. REMOVE (E) EXHAUST DUCT

LEGEND

- DEMO INTERIOR WALL
- EXISTING WALL TO REMAIN
- REMOVE (E) DOOR, FRAME. REUSE IF POSSIBLE
- REMOVE (E) GLAZING, FRAME.
- NO WORK THIS PERMIT

MCA ARCHITECTS
812 SW WASHINGTON ST, SUITE 800
PORTLAND OREGON 97205
PHONE 503/226-0622
FAX 503/226-0626
WWW.MCA-ARCHITECTS.COM

REGISTERED ARCHITECT — JACK C. MILLER — PORTLAND, OREGON — 1448 — STATE OF OREGON

adidas AMERICA, INC.

NACCO WAREHOUSE

2120 NW 27th Avenue
PORTLAND, OR, 97210

RECEIVED
DEC 15 2017
FACILITIES PERMIT

REV'#:	DATE:	DESCRIPTION:
1	10-27-17	ADDENDUM 1 REVISION
2	12-06-17	REVISION
3	12-15-17	REVISION

DEMO PLAN - FIRST FLOOR

PROJECT NO: 17-126
DRWN BY: PZ CHK'D BY: FR
DATE: 10/06/17

A200

COPYRIGHT

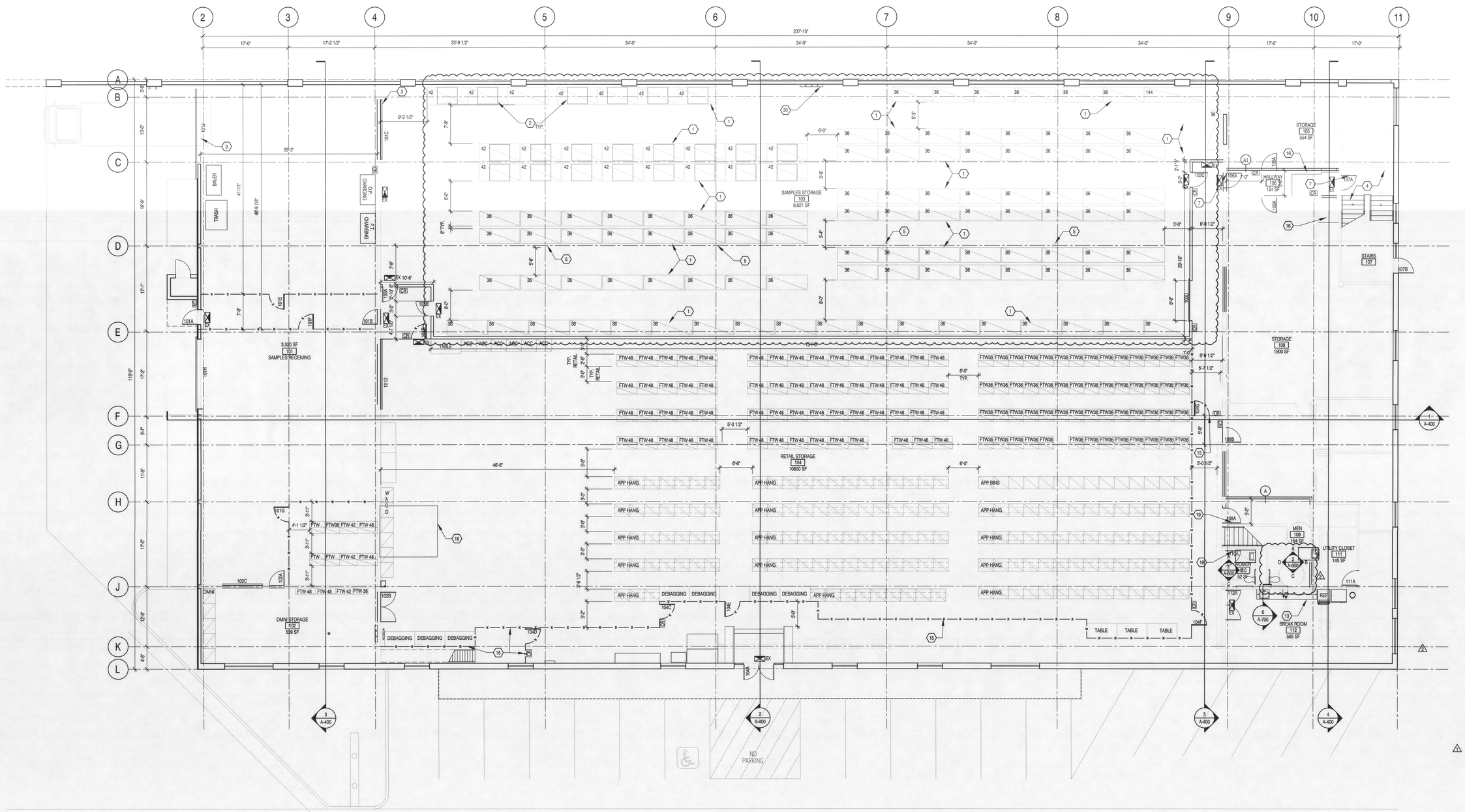

1 FIRST FLOOR PLAN
A-202 — 1/8" = 1'-0"

NORTH

WALL / PARTITION TYPES:

GENERAL NOTES:
1. REFER TO ROOM FINISH SCHEDULE AND INTERIOR ELEVATIONS FOR WALL FINISHES
2. REFER TO DRAWING G-002 FOR LOCATION OF FIRE RATED WALLS
3. ALL WALLS TO BOTTOM OF ROOF/FLOOR DECK ABOVE UNLESS OTHERWISE NOTED

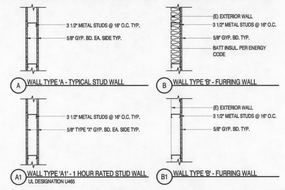

KEYNOTES

1. HIGH BAY PALLET RACKING/SHELVING, FLOOR CONNECTIONS BY RACKING INSTALLER , BY SEPARATE PERMIT
2. 40"X48" STORAGE PALLET - ON FLOOR
3. (E) COILING DOOR TO REMAIN - VERIFY OPERATING CONDITION, CLEAN & REPAIR AS NEEDED
4. (E) STAIRWAY TO REMAIN - CLEAN, SCRAPE, REPAINT, VERIFY CONDITION OF HANDRAIL - REPLACE/ADD IF NECESSARY
5. REMOVE (E) DECOMMISSIONED ELECTRICAL, WATER, ELECTRICAL CONDUIT/PIPING AT COLUMN UP TO CEILING
6. NOT USED
7. (E) DOOR TO REMAIN - PAINT FRAME, DOOR
8. (E) ELECTRICAL BOXES TO REMAIN - VERIFY OPERATING CONDITION
9. CLEAN AND REPAIR/REPAINT (E) STAIRWAY WHERE NECESSARY
10. (E) DOOR TO REMAIN - CLEAN AND PAINT
11. OPTIONAL - 2' YELLOW SAFETY STRIPING
12. NEW (N) SECURITY PARTITION
13. (N) CASEWORK & SINK , SEE PLUMBING - BY SEPARATE PERMIT
14. APPLIANCES - F.O.I.O.
15. CHAIN LINK SECURITY FENCING WITH GATES
16. FILL AND LEVEL TO MATCH EXISTING SURROUNDING FLOOR

GENERAL NOTES

1. EXIT SIGN LOCATIONS FOR REFERENCE ONLY, SEE ELECTRICAL SUBMISSION FOR INFORMATION - BY SEPARATE PERMIT, EMERGENCY LIGHTING LEVEL SHALL NOT BE LESS THAN (1) FOOTCANDLE (11 LUX) AT THE WALKING SURFACE AS PER OSSC 1006.2. EMERGENCY POWER AND ILLUMINATION TO BE PROVIDED AS PER OSSC 1006.3.

LEGEND

- (1) 36X30 STORAGE RACK CELL
- (1) 36X30 STORAGE RACK CELL WITH DIVIDER - FTW
- FTW36 — (1) 36X30 RE-USE RETROFIT STORAGE SHELVING CELL WITH DIVIDER - FTW (56 TOTAL RE-USED CELLS)
- FTW42 — (1) 42X30 RE-USE RETROFIT STORAGE SHELVING CELL WITH DIVIDER - FTW (2 TOTAL RE-USED CELLS)
- FTW48 — (1) 48X30 RE-USE RETROFIT STORAGE SHELVING CELL WITH DIVIDER - FTW (59 TOTAL RE-USED CELLS)
- FTW36 — (1) 36X15 RE-USE RETROFIT STORAGE SHELVING CELL - FOOTWEAR (1 TOTAL RE-USED CELLS)
- FTW42 — (1) 42X15 RE-USE RETROFIT STORAGE SHELVING CELL - FOOTWEAR (1 TOTAL RE-USED CELLS)
- FTW48 — (1) 48X15 RE-USE RETROFIT STORAGE SHELVING CELL - FOOTWEAR (2 TOTAL RE-USED CELLS)
- APP — (1) 36X30 APPAREL DOUBLE-HANGER RACK - APPAREL HANG
- ACC — (1) 36X30 STORAGE BIN CELL - ACCESORIES/APPAREL
- 42 — (1) 48X40 FLOOR PALLET UNDER (1) 42X96 RACK CELLS
- 42 — (1) 42X96 STORAGE RACK CELLS
- 36 — (1) 36X96 STORAGE RACK CELLS
- NEW LIGHT GAUGE FRAMED WALL - SEE WALL TYPES
- EXISTING WALL TO REMAIN

MCA ARCHITECTS
812 SW WASHINGTON ST, SUITE 800
PORTLAND OREGON 97205
PHONE 503/226-0422
FAX 503/226-0626
WWW.MCA-ARCHITECTS.COM

REGISTERED ARCHITECT — JACK C. MILLER — PORTLAND OREGON — 1484 — STATE OF OREGON

adidas AMERICA, INC.
NACCO WAREHOUSE
2120 NW 27th Avenue
PORTLAND, OR, 97210

RECEIVED
DEC 15 2017
FACILITIES PERMIT

REV #	DATE:	DESCRIPTION:
1	10/27/17	ADENDDUM 1 REVISIONS
2	12/05/17	REVISIONS
3	12/13/17	REVISIONS

FLOOR PLAN

PROJECT NO: 17-126
DRWN BY: PZ CHK'D BY: FR
DATE: 10/06/17

A202

© COPYRIGHT

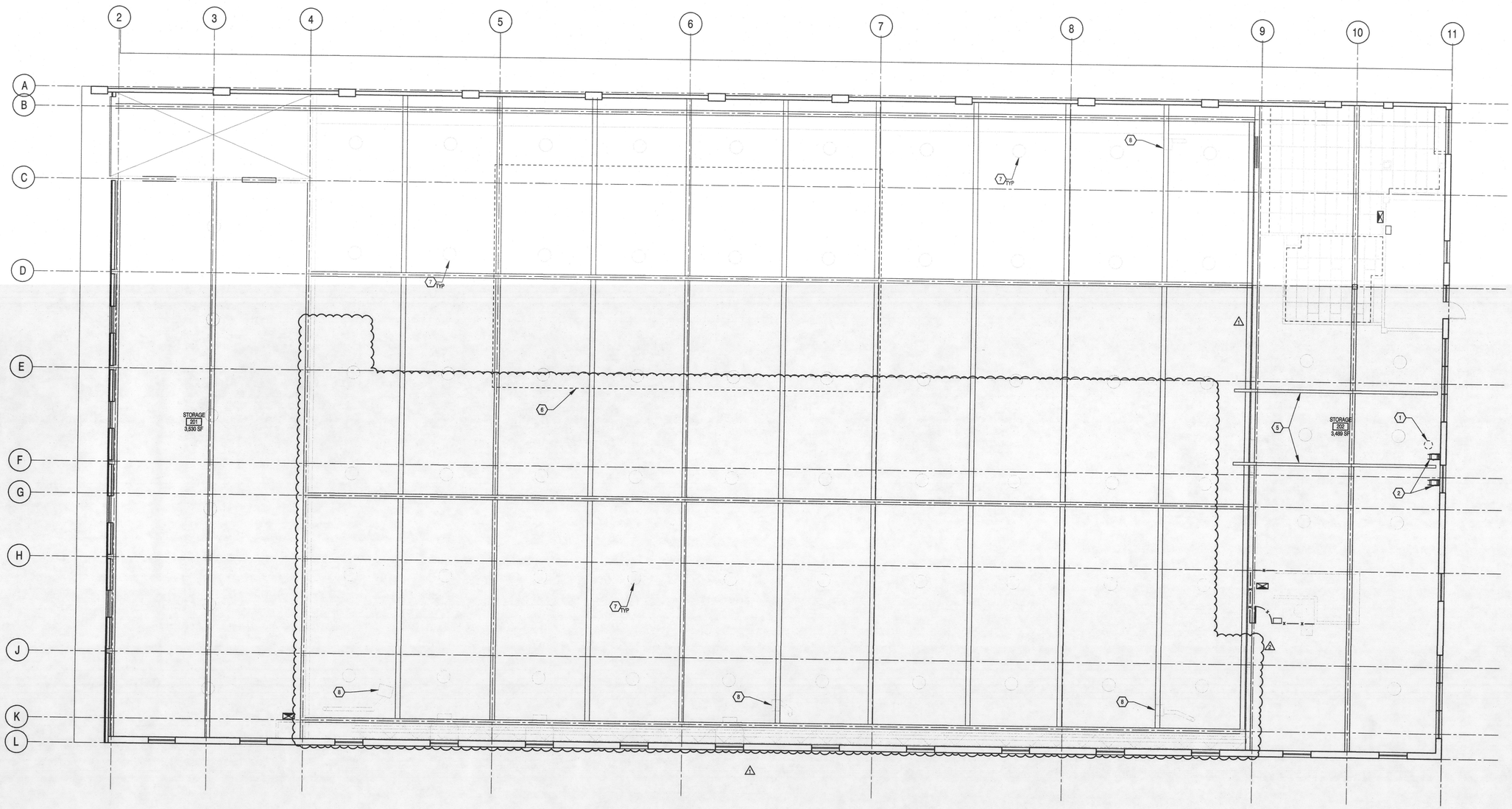

1 A-205 MEZZANINES - REFLECTED CEILING PLAN
1/8" = 1'-0"

KEYNOTES

1. REMOVE (E) EXHAUST DUCT
2. REMOVE (E) HOSE REEL
3. REMOVE (E) UTILITY
4. (E) ELECTRICAL BOXES TO REMAIN - VERIFY OPERATING CONDITION
5. (E) HOIST BEAMS TO REMAIN
6. REMOVE (E) PLYWOOD HOOD
7. (E) FIXTURES TO REMAIN, REPLACE NON-ACTIVE FIXTURES, LAMPS
8. (E) MECHANICAL TO REMAIN

LEGEND

- DEMO INTERIOR WALL
- EXISTING WALL TO REMAIN
- REMOVE (E) DOOR, FRAME. REUSE IF POSSIBLE
- ACT, GRID, FIXTURES TO REMAIN - CLEAN AND REUSE FIXTURES, REPLACE BROKEN LAMPS, FIXTURES

MCA ARCHITECTS
812 SW WASHINGTON ST, SUITE 800
PORTLAND OREGON 97205
PHONE 503/226-0622
FAX 503/226-0626
WWW.MCA-ARCHITECTS.COM

REGISTERED ARCHITECT
JOHN C. MILLER
PORTLAND, OREGON
1464
STATE OF OREGON

adidas AMERICA, INC.
NACCO WAREHOUSE
2120 NW 27th Avenue
PORTLAND, OR, 97210

REV #	DATE:	DESCRIPTION:
1	10-27-17	ADDENDUM 1 REVISION
2	12-05-17	REVISIONS

REFLECTED CEILING PLAN
NORTH & SOUTH MEZZANINE
DEMOLITION

PROJECT NO: 17-126
DRWN BY: PZ | CHK'D BY: FR
DATE: 10/06/17

A-205

©COPYRIGHT

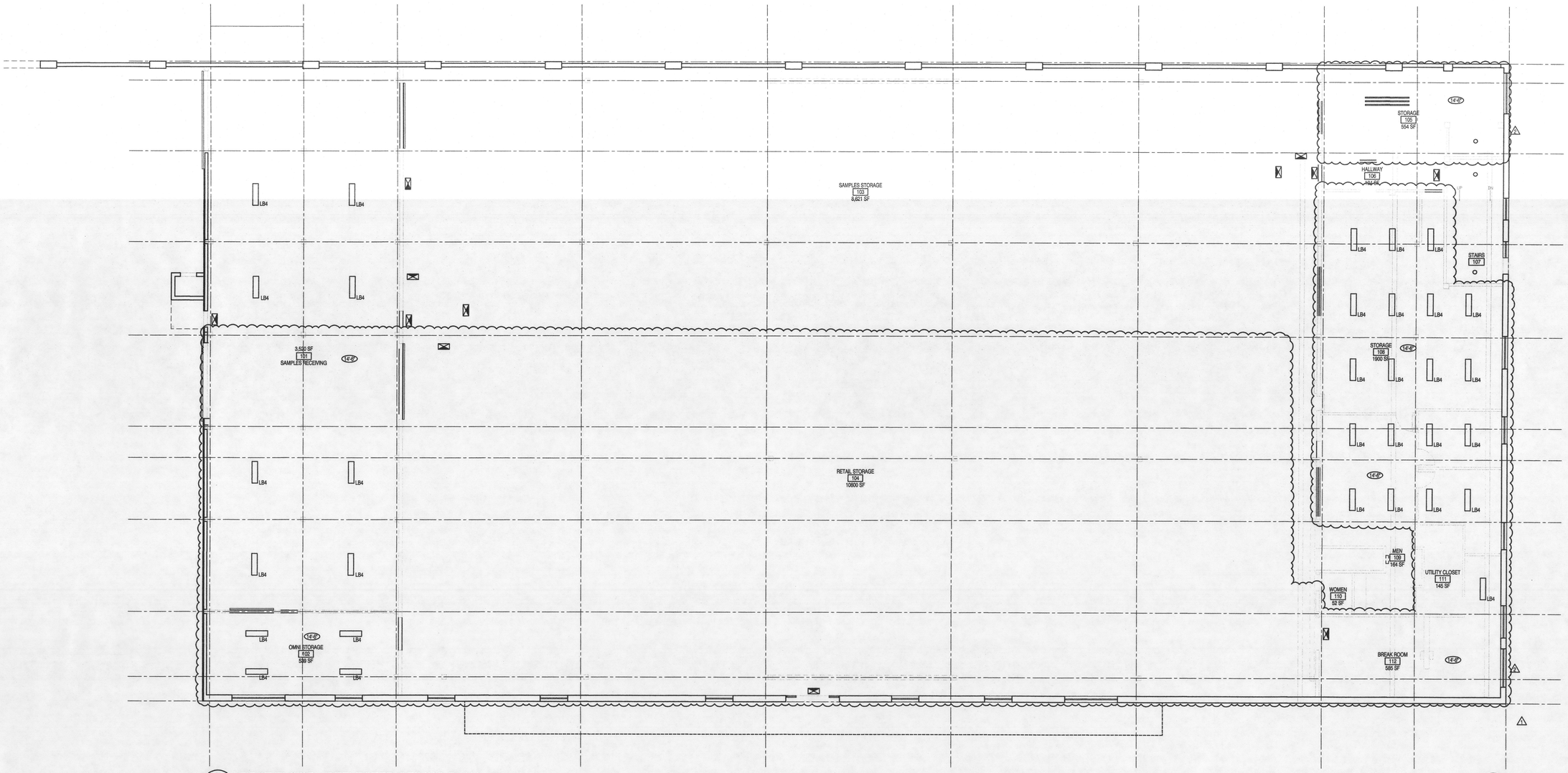

1 A-206 FIRST FLOOR - REFLECTED CEILING PLAN
1/8" = 1'-0"

KEYNOTES

1. HIGH-BAY FIXTURE, MATCH EXISTING
2. HEATING UNIT - CONFIRM OPERATING CONDITION, REPLACE AND REPAIR WHERE NECESSARY.
3. RIG ASS FAN - POWERFOIL 8, 14'-0" DIAMETER - BY SEPARATE PERMIT
4. EXIT SIGN LOCATIONS FOR REFERENCE ONLY, SEE ELECTRICAL SUBMISSION FOR INFORMATION - BY SEPARATE PERMIT. EMERGENCY LIGHTING LEVEL SHALL NOT BE LESS THAN (1) FOOTCANDLE (11 LUX) AT THE WALKING SURFACE AS PER OSSC 1006.2. EMERGENCY POWER AND ILLUMINATION TO BE PROVIDED AS PER OSSC 1006.3.
5. LIGHTING SHOWN FOR DESIGN INTENT ONLY, SEE ELECTRICAL FOR FIXTURE INFORMATION - BY SEPARATE PERMIT

LIGHTING LEGEND

- SL8 — 96" LED STRIP LIGHT W/ LENS (LITHONIA ZL1D OR SIMILAR)
- HB — HIGH BAY FIXTURE - MATCH EXISTING HIGH BAY FIXTURES
- LB4 — 48" LOW BAY FIXTURE W/ WIRE CAGE (LITHONIA EJS OR SIMILAR)
- SM — SURFACE MOUNT FIXTURE
- SM4 — 48" SURFACE OUNT FIXTURE (LITHONIA OR SIMILAR)
- EXISTING HIGH-BAY FIXTURE TO REMAIN

MCA ARCHITECTS
812 SW WASHINGTON ST, SUITE 800
PORTLAND OREGON 97205
PHONE 503/226-0622
FAX 503/226-0626
WWW.MCA-ARCHITECTS.COM

REGISTERED ARCHITECT
JACK C. MILLER
PORTLAND, OREGON
1464
STATE OF OREGON

adidas AMERICA, INC.
NACCO WAREHOUSE
2120 NW 27th Avenue
PORTLAND, OR, 97210

REV #:	DATE:	DESCRIPTION:
1	10-27-17	ADDENDUM 1 REVISION
2	11-30-17	REVISIONS

REFLECTED CEILING PLAN
FIRST FLOOR

PROJECT NO: 17-126
DRWN BY: PZ CHK'D BY: FR
DATE: 10/06/17

A-206

COPYRIGHT

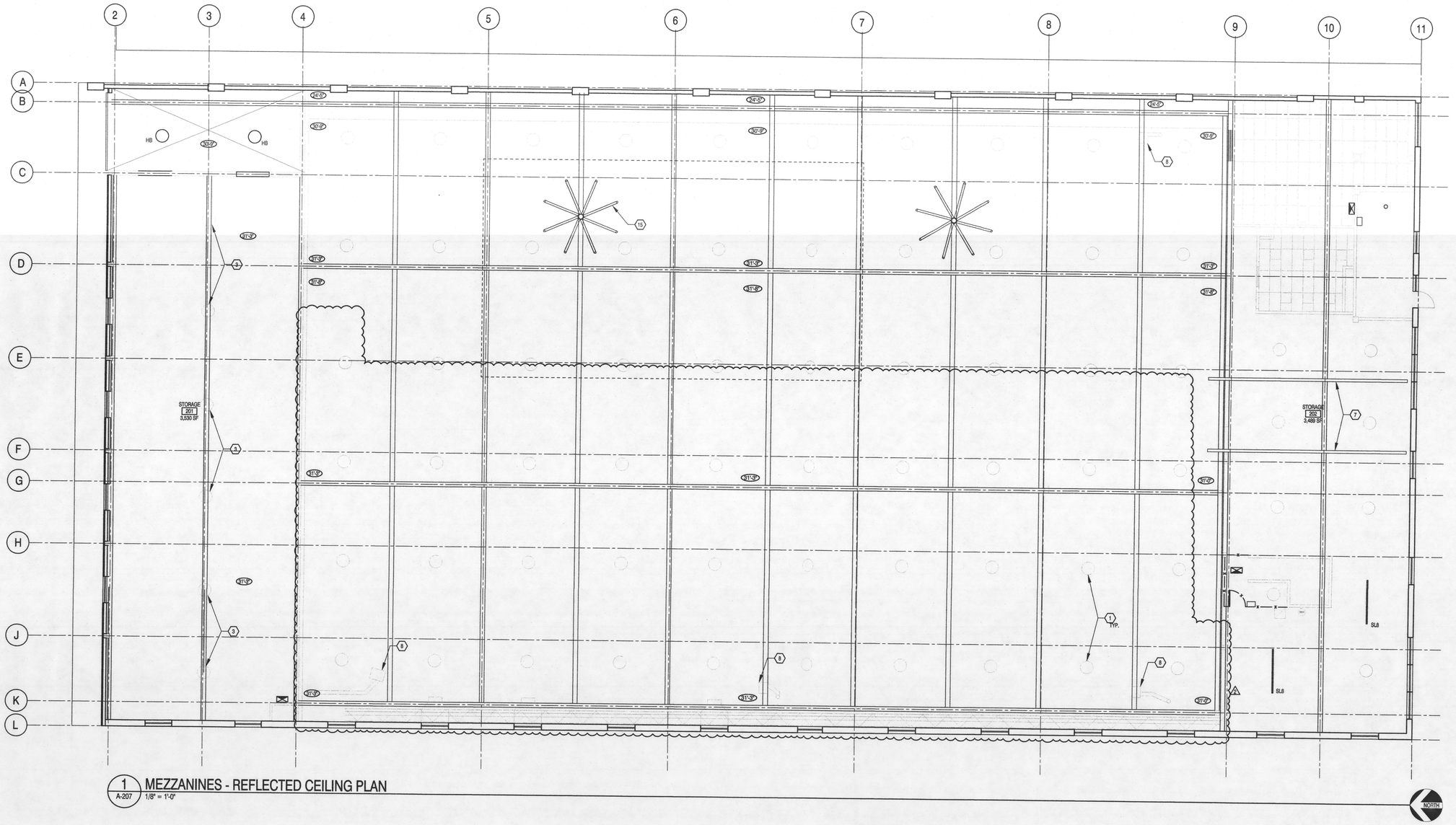

1 A-207 MEZZANINES - REFLECTED CEILING PLAN
1/8" = 1'-0"

KEYNOTES

1. (E) HIGH-BAY FIXTURE TO REMAIN - REPLACE NON-ACTIVE FIXTURES, LAMPS
2. HIGH-BAY FIXTURE, MATCH EXISTING
3. (E) LOW-BAY FIXTURE TO REMAIN - REPLACE NON-ACTIVE FIXTURES, LAMPS
4. SUSPENDED LED STRIP LIGHT 98" W/ LENS
5. (E) COILING DOOR TO REMAIN - VERIFY OPERATING CONDITION, CLEAN & REPAIR AS NEEDED
6. FILL AND PATCH CMU WALL
7. HOIST BEAMS TO REMAIN
8. (E) HEATING UNIT TO REMAIN - CONFIRM OPERATING CONDITION, REPLACE AND REPAIR WHERE NECESSARY.
9. REMOVE (E) EXHAUST DUCT
10. REMOVE (E) HOSE REEL
11. REMOVE (E) DECOMMISSIONED ELECTRICAL, WATER, ELECTRICAL CONDUIT/PIPING AT COLUMN UP TO CEILING
12. CLEAN, SAND, & PAINT COLUMNS, BEAMS, JOISTS, DECKING
13. (E) ELECTRICAL BOXES TO REMAIN - VERIFY OPERATING CONDITION
14. NOT USED
15. BIG ASS FAN - POWERFOIL 8, 14'-0" DIAMETER - BY SEPARATE PERMIT

LIGHTING LEGEND

SL8 — 96" LED STRIP LIGHT W/ LENS (LITHONIA ZL1D)

HB — HIGH BAY FIXTURE - MATCH EXISTING HIGH BAY FIXTURES

MCA ARCHITECTS
812 SW WASHINGTON ST, SUITE 800
PORTLAND OREGON 97205
PHONE 503/226-0622
FAX 503/226-0626
WWW.MCA-ARCHITECTS.COM

REGISTERED ARCHITECT
JACK C. MILLER
PORTLAND, OREGON
1464
STATE OF OREGON

adidas AMERICA, INC.
NACCO WAREHOUSE
2120 NW 27th Avenue
PORTLAND, OR, 97210

REV #:	DATE:	DESCRIPTION:
1	10.27.17	ADDENDUM 1 REVISION
2	12.05.17	REVISIONS

REFLECTED CEILING PLAN
NORTH & SOUTH MEZZANINE

PROJECT NO: 17-026
DRWN BY: PZ CHK'D BY: FR
DATE: 10/06/17

A-207

©COPYRIGHT

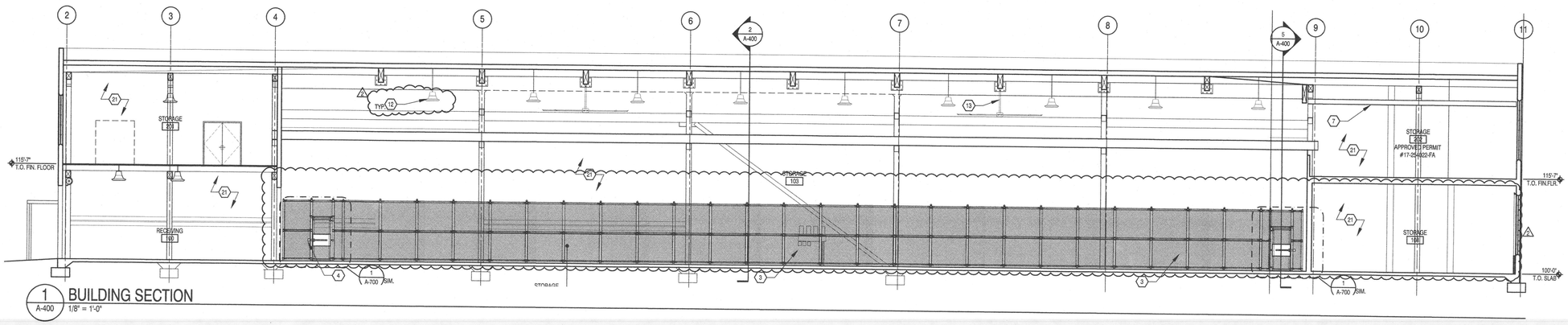

1 A-400 BUILDING SECTION 1/8" = 1'-0"

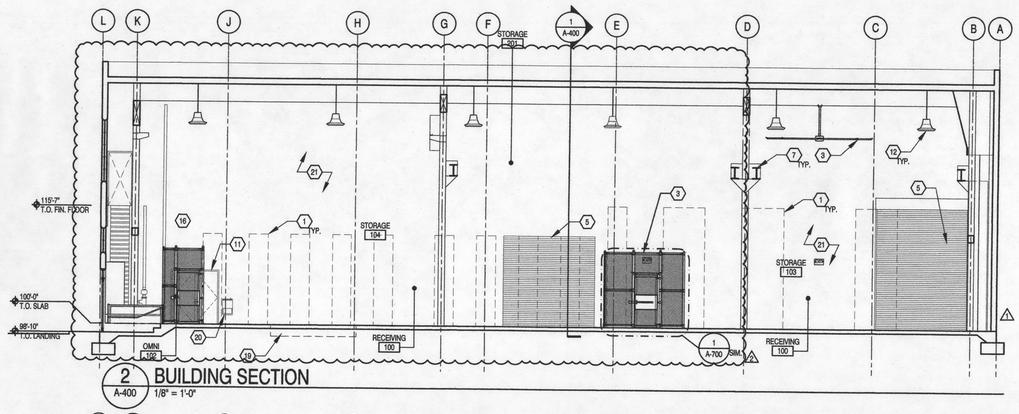

2 A-400 BUILDING SECTION 1/8" = 1'-0"

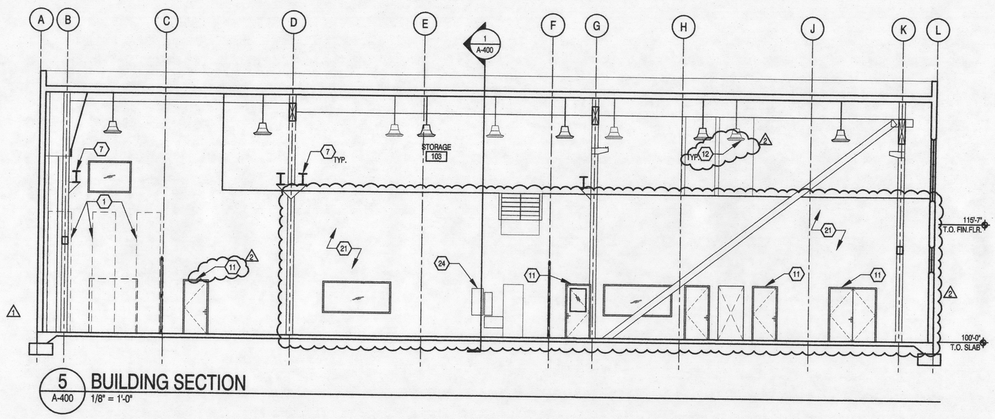

5 A-400 BUILDING SECTION 1/8" = 1'-0"

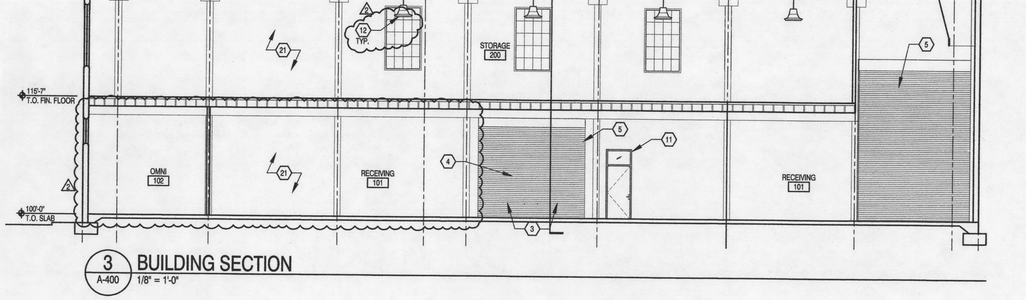

3 A-400 BUILDING SECTION 1/8" = 1'-0"

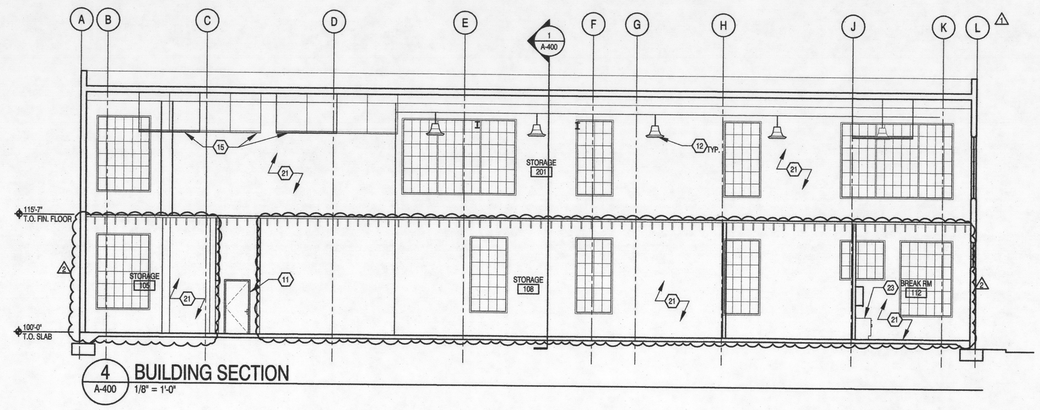

4 A-400 BUILDING SECTION 1/8" = 1'-0"

KEYNOTES

1. HIGH BAY PALLET RACKING BY RACKING INSTALLER - BY SEPARATE PERMIT
2. FLOOR CONNECTIONS FOR RACKING BY RACKING INSTALLER - BY SEPARATE PERMIT
3. SECURITY FENCE
4. ID CARD READER
5. (E) COILING DOOR TO REMAIN - VERIFY OPERATING CONDITION
6. NOT USED
7. HOIST BEAMS TO REMAIN
8. (E) STAIRWAY TO REMAIN - CLEAN, SCRAPE, REPAINT
9. REMOVE (E) DECOMMISSIONED ELECTRICAL, WATER, CONDUIT/PIPING, DUCTWORK
10. CLEAN, SAND, & PAINT COLUMNS, BEAMS, JOISTS, DECKING
11. (E) DOOR TO REMAIN - PAINT FRAME, DOOR
12. (E) HIGH-BAY FIXTURE TO REMAIN - REPLACE NON-ACTIVE FIXTURES, LAMPS
13. BIG ASS FAN - POWERFOIL 8 W/ 14'-0" DIAMETER - BY SEPARATE PERMIT
14. (E) BEAM TO REMAIN
15. NEW LIGHTING FIXTURE - BY SEPARATE PERMIT
16. REMOVE (E) EXHAUST DUCT
17. REMOVE (E) "BLAST SHIELD"
18. REMOVE (E) HOSE REEL
19. REMOVE (E) FLOOR GRATE - INFILL TO MATCH SURROUNDING FLOOR
20. REMOVE (E) WATER FOUNTAIN
21. CLEAN AND REPAIR INTERIOR WALL SURFACE, PAINT
22. CLEAN (E) CARPET, REPLACE DAMAGED PORTIONS TO MATCH EXISTING
23. NEW CASEWORK, SINK - SEE PLUMBING FOR FIXTURES, BY SEPARATE PERMIT
24. (E) ELECTRIC SWITCHBOXES, EQUIPMENT TO REMAIN
25. (E) HANDRAIL, MOUNTING PANEL TO REMAIN

MCA ARCHITECTS
812 SW WASHINGTON ST, SUITE 800
PORTLAND OREGON 97205
PHONE 503/226-0622
FAX 503/226-0626
WWW.MCA-ARCHITECTS.COM

REGISTERED ARCHITECT JOHN C. MILLER PORTLAND, OREGON 1464 STATE OF OREGON

adidas AMERICA, INC.
NACCO WAREHOUSE
2120 NW 27th Avenue
PORTLAND, OR, 97210

REV #:	DATE:	DESCRIPTION:
1	10-27-17	ADDENDUM 1 REVISION
2	12-05-17	REVISIONS

BUILDING SECTIONS

PROJECT NO: 17-126
DRWN BY: PZ CHK'D BY: FR
DATE: 10/06/17

A-400

©COPYRIGHT

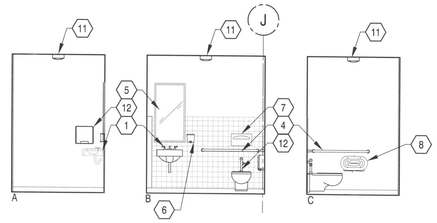

1 A-600 EXISTING WOMENS 110
1/4" = 1'-0"

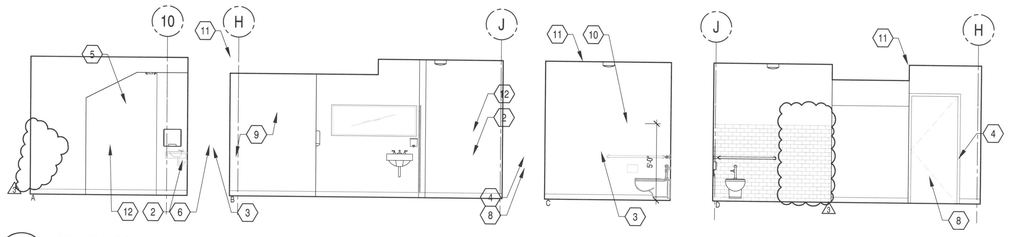

2 A-600 MENS 109
1/4" = 1'-0"

KEYNOTES

1. SEE MECHANICAL / PLUMBING DRAWINGS FOR TOILET FIXTURES
2. OSSC 2014 COMPLIANT LAVATORY SINK - BY SEPARATE PERMIT
3. METAL TOILET PARTITIONS
4. STAINLESS STEEL GRAB BARS
5. (E) STAINLESS STEEL FRAMED PLATE GLASS MIRROR TO REMAIN
6. SOAP DISPENSER
7. (E) SURFACE MOUNTED TOILET SEAT COVER DISPENSER - VERIFY CONDITION, REUSE IF POSSIBLE
8. SURFACE MOUNTED TOILET PAPER DISPENSER - IF EXISTING, VERIFY WORKING CONDITION AND REUSE IF POSSIBLE
9. (N) GYP BD. INFILL WALL, PAINT FINISH
10. (N) SUBWAY TILE - WHITE DALTILE WITH COVE BASE, BULLNOSE TOP COURSE
11. (N) SURFACE MOUNTED FIXTURE - BY SEPARATE PERMIT
12. (N) HAND TOWEL DISPENSER

DOOR SCHEDULE

DR #	ROOM NAME	DOOR						FRAME						FIRE RATING LABEL	HDWR GROUP	NOTES
		SIZE			MATL	TYPE	GLAZ	MATL	TYPE	DETAIL						
		W	HT	THK						HEAD	JAMB	THRESH				
101A (E)	RECEIVING	3'-0"	7'-0"	1 3/4"	H.M.		--	(E) H.M.	--	--	--		--		2,3	
101B (E)	RECEIVING	3'-0"	7'-0"	1 3/4"	H.M.		--	(E) H.M.	--	--	--		--		2,3	
101C (E)	RECEIVING	12'-0"	12'-0"	2"	COILING /O/H		--	(E) STL.	--	--	--		--			
101D (E)	RECEIVING	14'-0"	16'-0"	2"	COILING /O/H		--	(E) STL.	--	--	--		--			
101E	RECEIVING	3'-0"	7'-0"	2 1/2"	CHAIN LINK			GALV. PIPE								2,5,6
101F	RECEIVING	3'-0"	7'-0"	2 1/2"	CHAIN LINK			GALV. PIPE								2,5,6
101G	RECEIVING	3'-0"	7'-0"	2 1/2"	CHAIN LINK			GALV. PIPE								3
101H (E)	RECEIVING	14'-0"	12'-0"	2"	COILING /O/H			(E) STL.								
101J (E)	RECEIVING	14'-0"	16'-0"	2"	COILING /O/H			(E) STL.								
102A (E)	OMNI OUTGOING	3'-0"	7'-0"	1 3/4"	H.M.		--	(E) H.M.	--	--	--		--			
102B (E)	OMNI OUTGOING	6'-0"	7'-0"	1 3/4"	H.M.		--	(E) H.M.	--	--	--		--			
102C (E)	OMNI OUTGOING	8'-0"	12'-0"	2"	COILING /O/H		--	(E) STL.	--	--	--		--			
103A	SAMPLES STORAGE	3'-0"	7'-0"	1 3/4"	H.M.		--	H.M.	--	--	--		--		3,5	
103B	SAMPLES STORAGE	3'-0"	7'-0"	1 3/4"	H.M.		--	H.M.	--	--	--		--		5,6	
103C	SAMPLES STORAGE	3'-0"	7'-0"	1 3/4"	H.M.		--	H.M.	--	--	--		--		3,5	
103D	SAMPLES STORAGE	8'-0"	10'-0"	2 1/2"	CHAIN LINK		--	GALV. PIPE	--	--	--		--		3	
104A (E)	RETAIL STORAGE	6'-0"	7'-0"	1 3/4"	ALUM		VISION PNL.	(E) ALUM	--	--	--		--			
104B	RETAIL STORAGE	3'-0"	7'-0"	2 1/2"	CHAIN LINK		--	GALV. PIPE	--	--	--		--		2,3,5	
104C	RETAIL STORAGE	3'-0"	7'-0"	2 1/2"	CHAIN LINK		--	GALV. PIPE	--	--	--		--		5,6	
104D	RETAIL STORAGE	3'-0"	7'-0"	2 1/2"	CHAIN LINK		--	GALV. PIPE	--	--	--		--		3	
104E	RETAIL STORAGE	3'-0"	7'-0"	2 1/2"	CHAIN LINK		--	GALV. PIPE	--	--	--		--		3	
104F	RETAIL STORAGE	3'-0"	7'-0"	2 1/2"	CHAIN LINK		--	GALV. PIPE	--	--	--		--		5	
104G	RETAIL STORAGE	3'-0"	7'-0"	2 1/2"	CHAIN LINK		--	GALV. PIPE	--	--	--		--		2,3	
105A	STORAGE	3'-0"	7'-0"	1 3/4"	H.M.		--	H.M.	--	5/A-702	10/A-702		--		3	
106A (E)	HALLWAY	3'-0"	7'-0"	1 3/4"	H.M.		--	(E) H.M.	--	5/A-702	10/A-702		--		2	
107A (E)	STAIRS	3'-0"	7'-0"	1 3/4"	H.M.		--	(E) H.M.	--	5/A-702	10/A-702		--		2	
107B (E)	STAIRS	3'-0"	7'-0"	1 3/4"	H.M.		--	(E) H.M.	--	--	--		--		2	
108A (E)	STORAGE	3'-0"	7'-0"	1 3/4"	H.M.		--	(E) H.M.	--	--	--		--		3	
108B (E)	STORAGE	3'-0"	7'-0"	1 3/4"	H.M.		--	(E) H.M.	--	--	--		--		3	
109A	MEN	3'-0"	7'-0"	1 3/4"	H.M.		--	H.M.	--	--	--		--		1	
110A (E)	WOMEN	3'-0"	7'-0"	1 3/4"	H.M.		--	(E) H.M.	--	--	--		--			
111A	UTILITY CLOSET	3'-0"	7'-0"	1 3/4"	H.M.		--	H.M.	--	--	--		--			
112A (E)	BREAK ROOM	6'-0"	7'-0"	1 3/4"	H.M.		--	(E) H.M.	--	--	--		--			
MEZZANINES																
201A	STORAGE	6'-0"	7'-0"	1 3/4"	H.M.		--	H.M.	--	--	--		--		7	
201B (E)	STORAGE	3'-0"	7'-0"	1 3/4"	H.M.		--	(E) H.M.	--	--	--		--		3	
202A	STAIRS	3'-0"	7'-0"	1 3/4"	H.M.		--	(E) H.M.	--	--	--		--		2,3	
202B	STORAGE SECURITY	3'-0"	7'-0"	2 1/2"	CHAIN LINK		--	GALV. PIPE	--	--	--		--		3	

DOOR SCHEDULE NOTES:

1 INSTALL NEW "OCCUPIED/UNOCCUPIED" LOCK.
2 REPLACE OR PLACE NEW PANIC BAR HARDWARE
3 CARD READER CONTROLLED ENTRY
4 PLACE NEW ALARMED PANIC BAR HARDWARE - VON DUPRIN GUARD-X EXIT ALARM LOCK OR EQUAL
5 ADA COMPLIANT GATE/DOOR CLOSER
6 NO EXTERNAL ENTRY HARDWARE
7 LOCKING DOOR HARDWARE ON PULL SIDE, SAFETY CHAIN ACROSS OPENING ON "HOISTWAY" SIDE
8 ROLLING GATE

GENERAL NOTES - DOORS:

1 DOOR SUPPLIER SHALL SUPPLY AND INSTALL ALL DOOR HARDWARE
2 INSTALL NEW OR CONFIRM EXISTING HARDWARE IS FULLY OPERATIONAL
3 ALL HARDWARE TO BE COMPLIANT WITH 2014 OSSC SECTION 11B-404.2.7 COMPLIANT LEVER HARDWARE IS TO BE USED ON ALL DOORS UNLESS PUSH/PULLS OR EXIT DEVICE IS USED
4 GENERAL CONTRACTOR TO VERIFY PROPER FUNCTIONING, LATCHING, LOCKING, AND SEALING(WHERE APPLICABLE) OF ALL EXISTING DOORS. ALL NON FUNCTIONING HARDWARE IS TO BE SERVICED/REPAIRED BACK TO OPERATING CONDITION.
5 CONTRACTOR TO VERIFY DOOR SCHEDULE WITH PLANS AND CONTACT ARCHITECT IN CASE OF CONFLICT, INCOMPATIBILITY, OR OMISSION.
6. CONTRACTOR TO FIELD VERIFY ALL DOOR OPENINGS PRIOR TO ORDERING AND INSTALLATION OF DOORS
7. INSTALL DOORS WITH HARDWARE THAT WILL ALLOW DOOR TO BE OPENED FROM THE INSIDE WITHOUT KEY, SPECIAL KNOWLEDGE, OR EFFORT

MCA ARCHITECTS
812 SW WASHINGTON ST, SUITE 800
PORTLAND OREGON 97205
PHONE 503/226-0422
FAX 503/226-0626
WWW.MCA-ARCHITECTS.COM

REGISTERED ARCHITECT
JACK C. MILLER
PORTLAND, OREGON
1464
STATE OF OREGON

adidas AMERICA, INC.
NACCO WAREHOUSE
2120 NW 27th Avenue
PORTLAND, OR, 97210

RECEIVED
DEC 15 2017
FACILITIES PERMIT

REV #:	DATE:	DESCRIPTION:
1	10-27-17	ADDENDUM 1 REVISIONS
2	12-05-17	REVISIONS
3	12-13-17	REVISIONS

INTERIOR ELEVATIONS
DOOR SCHEDULE

PROJECT NO: 17-126
DRWN BY: PZ CHK'D BY: FR
DATE: 10/06/17

A-600

© copyright

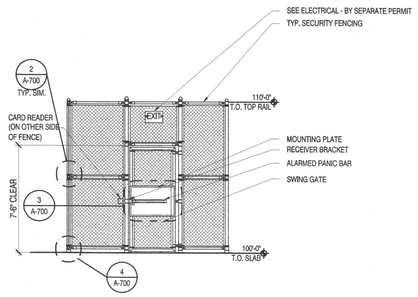

1 A-700 PANIC HARDWARE @ SECURITY GATE TYP.

1/4" = 1'-0"

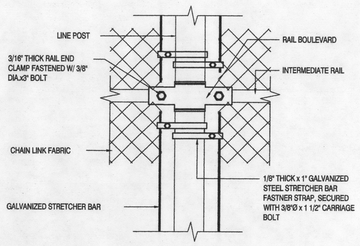

2 A-700 TYPICAL HORIZONTAL BRACE

1-1/2" = 1'-0"

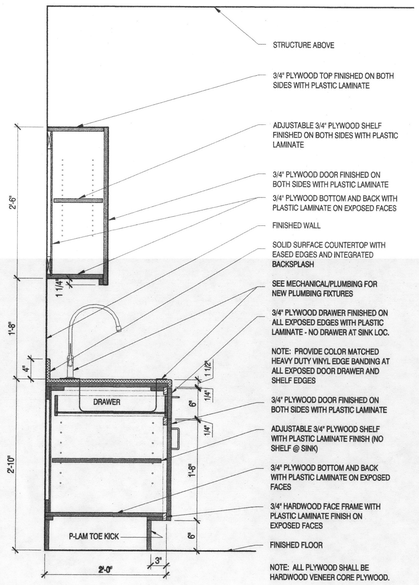

6 A-700 STANDARD BASE CABINET

1" = 1'-0"

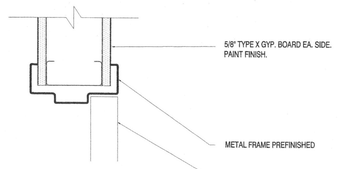

9 A-700

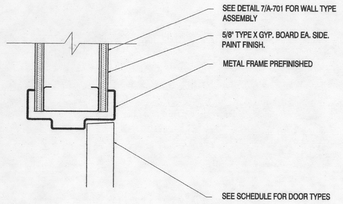

10 A-700

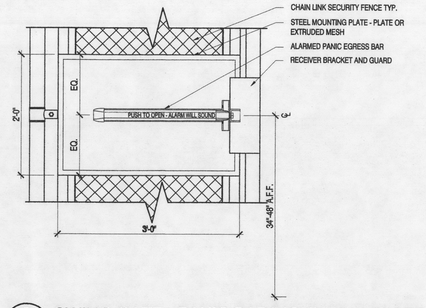

3 A-700 SWING GATE - PANIC BAR/MOUNTING PLATE

1" = 1'-0"

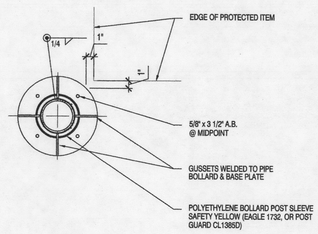

7 A-700 INTERIOR BOLT DOWN BOLLARD - PLAN

1-1/2" = 1'-0"

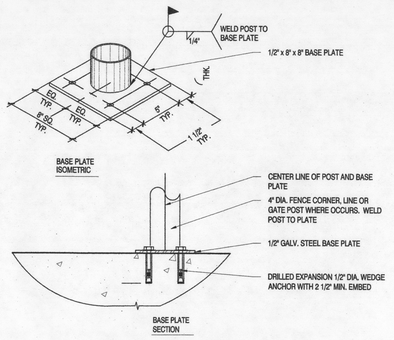

4 A-700 FENCE POST BASE PLATE

1-1/2" = 1'-0"

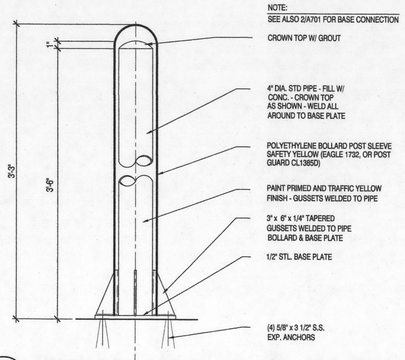

8 A-700 INTERIOR BOLT DOWN BOLLARD - ELEVATION

1-1/2" = 1'-0"

MCA ARCHITECTS
812 SW WASHINGTON ST, SUITE 800
PORTLAND OREGON 97205
PHONE 503/226-0622
FAX 503/226-0626
WWW.MCA-ARCHITECTS.COM

REGISTERED ARCHITECTS
JACK C. MILLER
PORTLAND, OREGON
1464
STATE OF OREGON

adidas AMERICA, INC.
NACCO WAREHOUSE
2120 NW 27th Avenue
PORTLAND, OR, 97210

REV #:	DATE:	DESCRIPTION:
1	10-27-17	ADDENDUM 1 REVISION
2	12-05-17	REVISIONS

DETAILS

PROJECT NO: 17-126
DRWN BY: FZ CHK'D BY: FR
DATE: 10/06/17

A-700

©COPYRIGHT