



A presentation for Portland City Council on the Proclamation  
of October as Domestic Violence Awareness Month:

The Gateway Center and Building Community-Wide  
Collaborative Efforts to Address Domestic Violence

*“We Cannot Fix This Alone:  
The Power of Working Together”*

# Drop-In Safety Services

## Wrap-Around Stability Services

*"Welcome to the Gateway Center. How can we help you today?"*

### **Restraining Orders, Danger Assessment, Safety Planning and Advocacy**

(NAYA, Bradley Angle,  
SEI, IRCO, EPH UNICA,  
& the YWCA)

Therapeutic Services  
for Parents and  
Children (Impact NW)

Mental Health  
Services For Adults  
(Lifeworks NW)

Housing Advocacy  
and Relocation  
Services (YWCA)

Relocation Grants and  
Other Benefits (OR  
Dept. of Human  
Services)

Economic  
Empowerment  
Services (Bradley  
Angle)

Immigration Legal  
Assistance (Catholic  
Charities Immigration  
Legal Services)

Legal Services for  
Divorce and Custody  
(Legal Aid Services of  
Oregon)

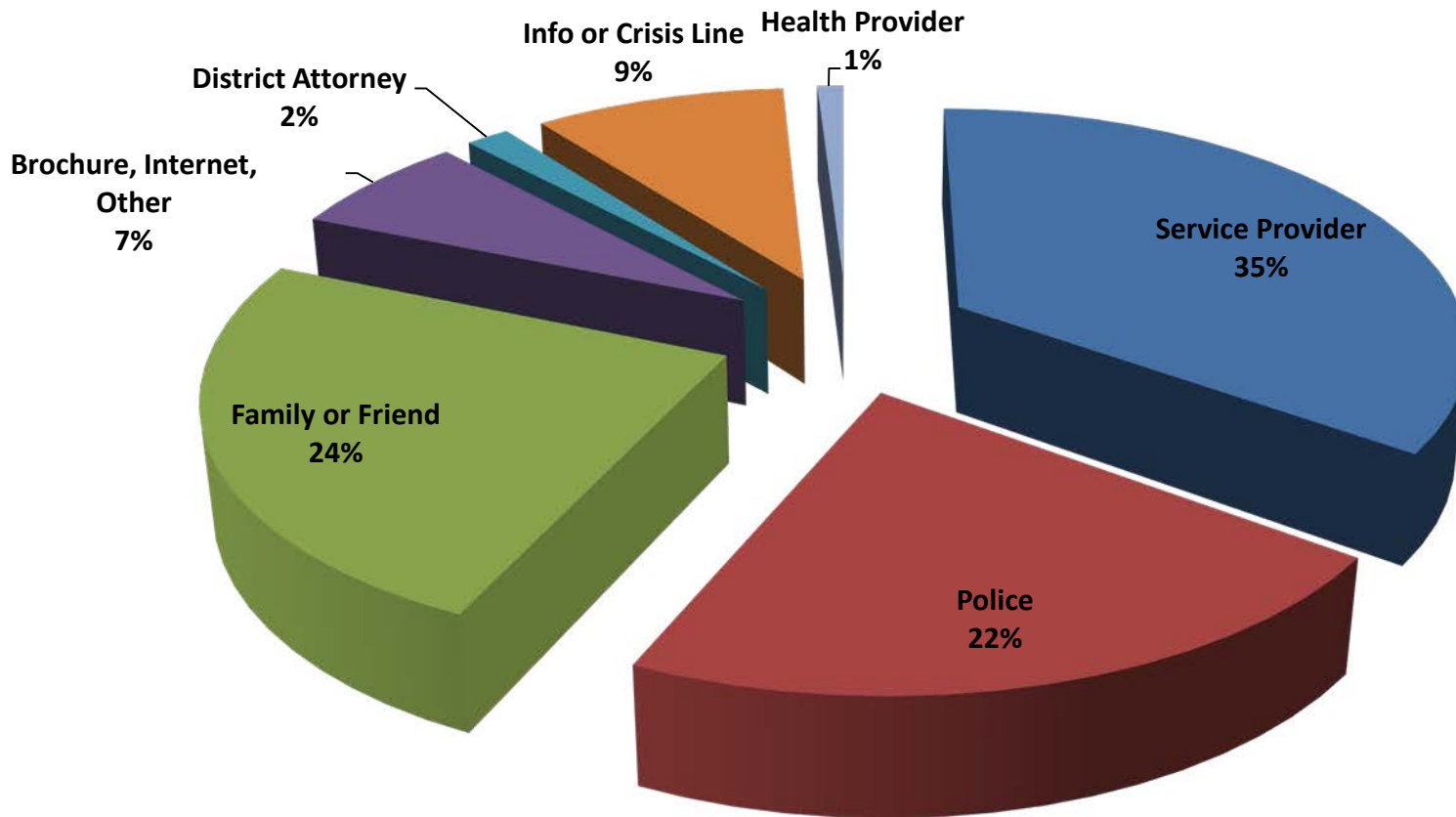
Attorneys for Crime  
Victims (Oregon  
Crime Victim's Law  
Center)

Crime Reporting and  
Prosecution Services  
(Portland Police and  
Mult. Co. DA)

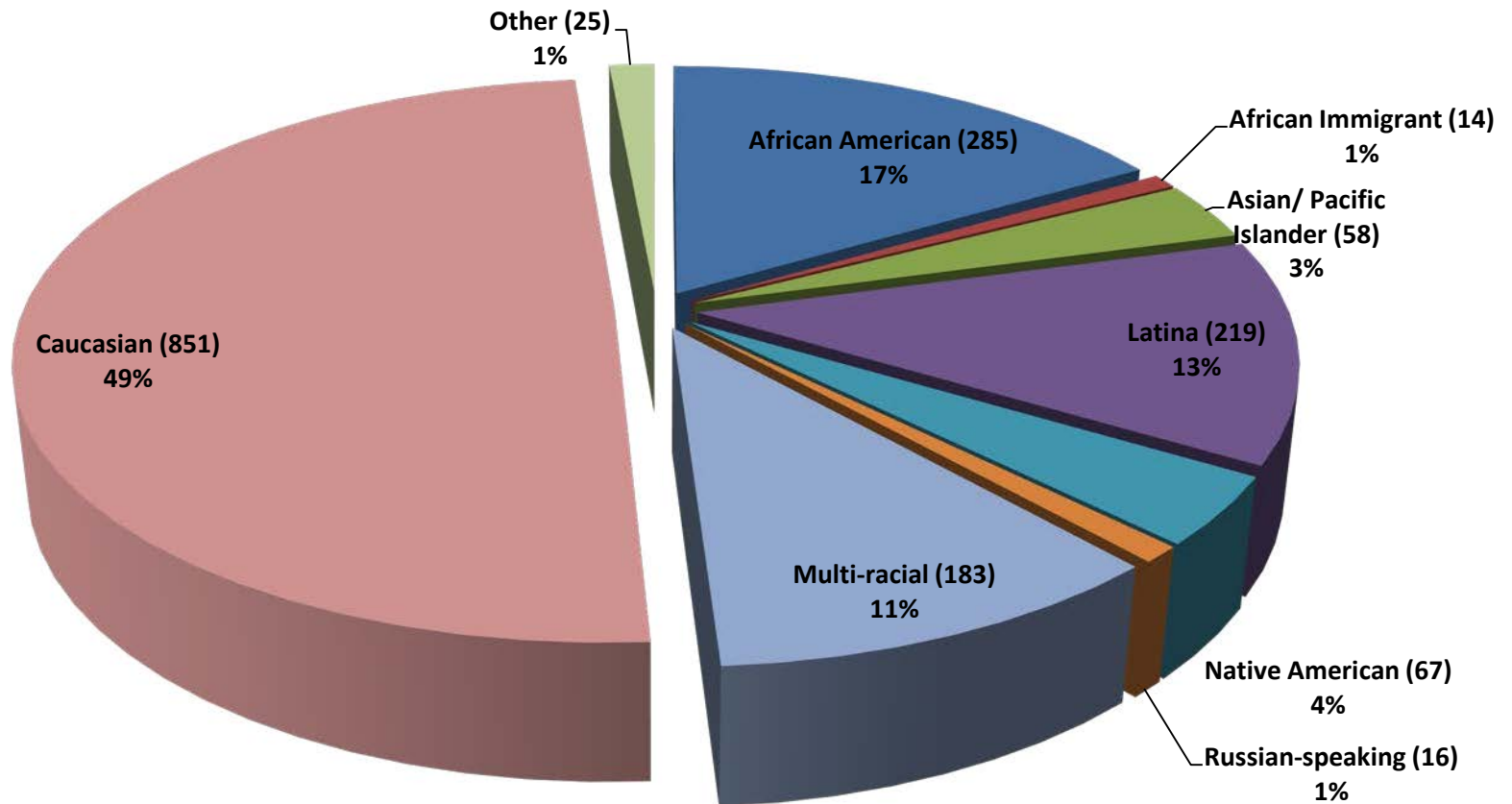
Advocacy for  
Survivors with  
Disabilities (Disability  
Awareness and  
Resource Team)

Advocacy Services for  
Teens (VOA Home  
Free)

# How do Survivors Learn about the Gateway Center?\*

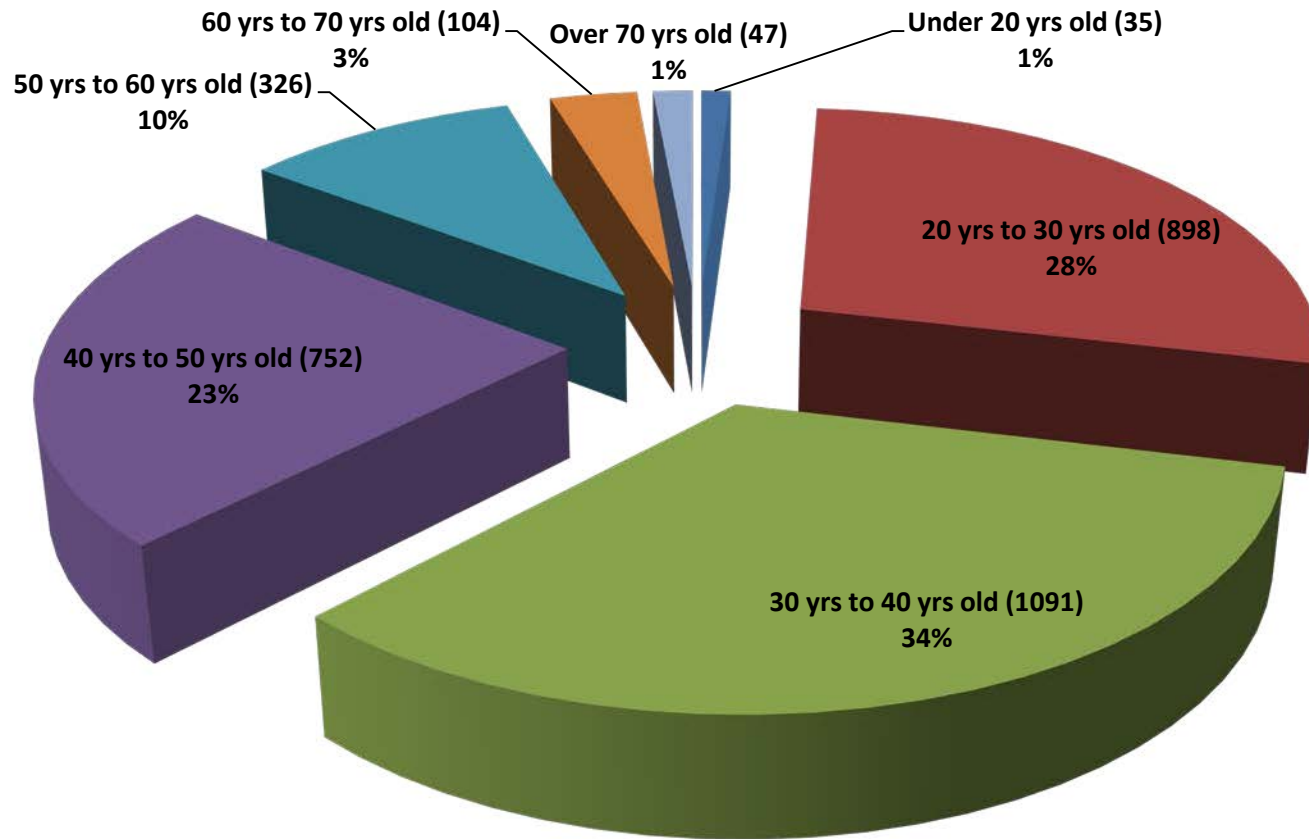


# Who Comes to the Gateway Center?

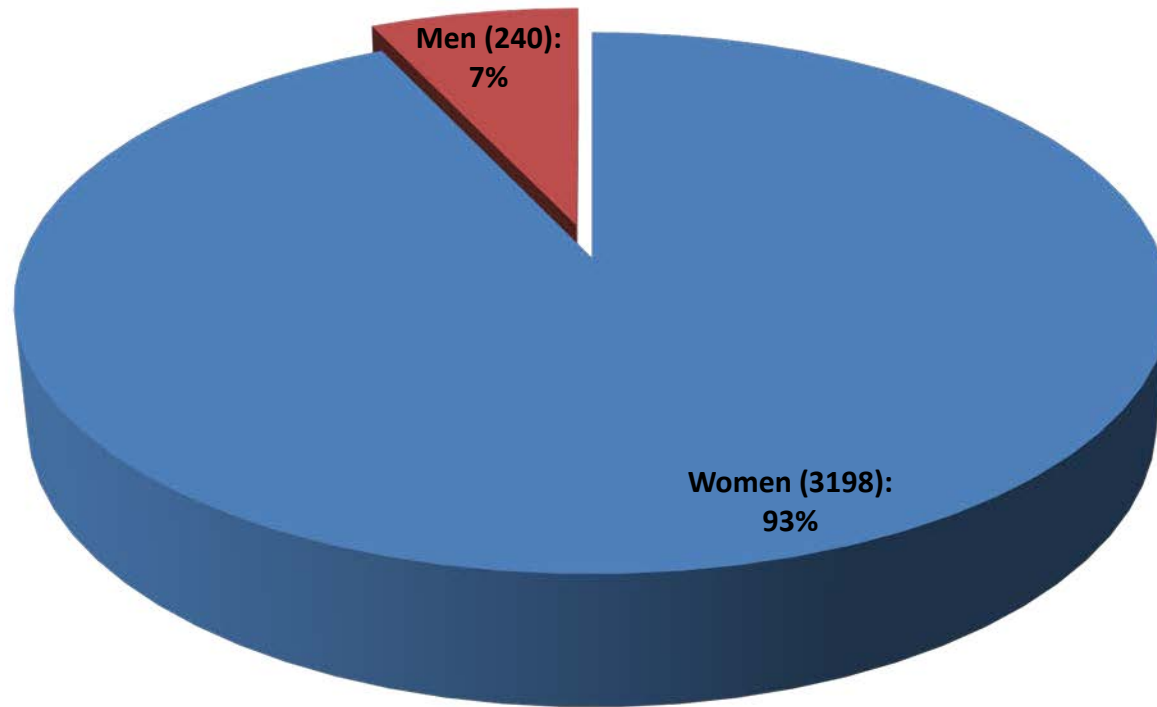




# Who Comes to the Gateway Center



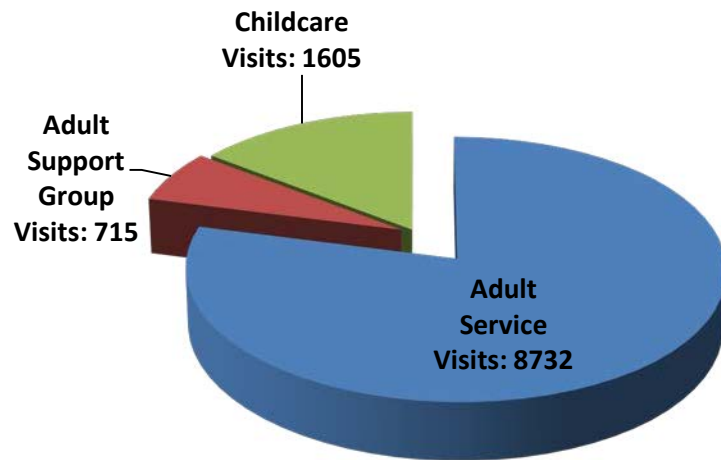
# Who Comes to the Gateway Center?\*



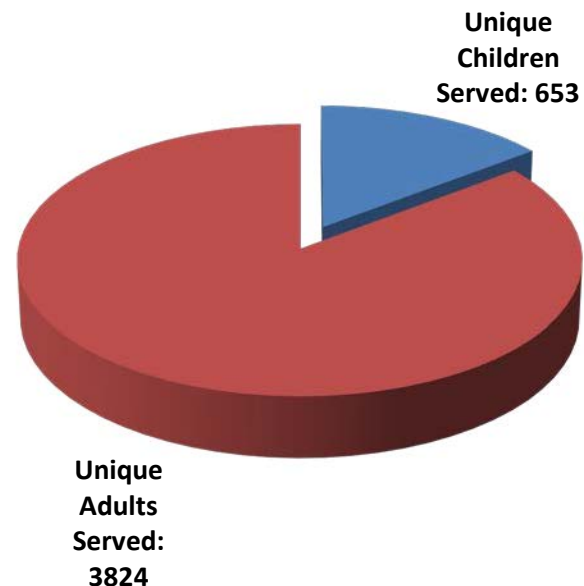
# How Many People Visit the Gateway Center?\*



11,052 Visits in a Year



4477 Visitors in a Year



# What Services do Participant Want at the Gateway Center?\*



## First-Time Visitors (N = 1375)

- Restraining Order = 832 (60%)
- Explore Options = 816 (60%)
- OR DHS = 581 (42%)
- Family Law = 438 (35%)
- Other Advocacy = 347 (25%)
- Counseling = 207 (15%)
- Children's Services = 138 (10%)
- Police = 116 (8.4%)
- District Attorney = 109 (8%)



# City and County Contributions to the Gateway Center




## City of Portland, Oregon

- Administrative Personnel: 4 FTE
- Front line Advocacy/  
Navigator Staff: 4 FTE
- Legal Aid Intake Services: 4 days a week
- Immigration Legal Services: 1 day a week
- Misc. Operating Expenses

## Multnomah County, Oregon

- Use of the building (11K square feet)
- Sheriff Security: 1 FTE
- Adult Therapist: 1 FTE
- District Attorney Victim Advocate: 1 FTE



# Advisory Council Members

## Community Members


- **Patricia Rojas**, Executive Director, Director, El Proprogramma Hispano Catholico
- **Susan Stoltenberg**, Executive Director, YWCA of Greater Portland
- **Tawna Sanchez**, (Title?) NAYA Family Center
- **Julia Olson**, Regional Director, Legal Aid Services of Oregon
- **Terry Doyle**, Survivor and Community Advocate

## Government Members

- **Dan Saltzman**, Commissioner, City of Portland, Oregon
- **Sharon Meieran**, Commissioner, Multnomah County, Oregon
- **Rod Underhill**, Multnomah County District Attorney
- **Tou Cha**, Regional Director, OR Dept. of Human Services Self-Sufficiency
- **Derek Rodrigues**, Captain, Portland Police Bureau
- **Maureen McKnight**, Chief Family Court Judge, Multnomah County Circuit Court
- **Rose Bak**, Co-Director of Youth and Family Services, Multnomah County DCHS

# Gun Dispossession within the Context of Restraining Orders & Violations of Restraining Orders





# Sheltering and Housing Domestic Violence Survivors

- 14 DV agencies came together in 2014 to design a coordinated access system for our shelter and housing interventions.
- The Gateway Center provided the leadership and space for this group.
- Fortunately, we had housing services for domestic violence survivors already.
- How does one decide who is “vulnerable”?





# No Wrong Door

- Prior to coordinated access, we all competed for scarce resources.
- Now, we all use the Safety and Stabilization Assessment (SSA), and survivors have equitable access to services.
- We cooperate across agencies so survivors get the best of us regardless of how they originally came into contact with our system.
- For our most expensive/ long-term services we actually decide as a multi-agency panel (the Resource Coordination Team or “RCT”)





# DV Experts Helping People\*

- In the previous year, we sheltered 392 individuals in our DV shelters (162 HOHs\*\*)
- DV advocates helped 931 individuals with hotel stays (441 HOHs)
- We provided between one and six months assistance to 692 individuals (409 HOHs)
- We helped 288 with more than six months of assistance (104 HOHs)
- All come with domestic violence advocacy services

\*All data is for a 12 month period ending 6/30/17

\*\*"HOH" = Head of Household



# Moving forward...



- Family Abuse Prevention Act Restraining Orders (“FAPA”) are different than Elderly Persons or Persons with Disability Abuse Prevention Act (“EPPDAPA”)
- We are partnering with Social Venture Partnerships to bring on an Encore Fellow
- We will study what other needs this population might benefit from when they seek court protection orders



*Thank you!*

# Housing Needs of Gateway Participants

- 2014
  - 213 in shelter or with a friend and wanted to change housing situation
  - 198 identified as homeless
- 2015
  - 155 in shelter or with a friend and wanted to change housing situation
  - 291 identified as homeless
- 2016
  - 160 in shelter or with a friend and wanted to change housing situation
  - 279 identified as homeless



The  
Gateway Center  
FOR DOMESTIC VIOLENCE SERVICES

# Shay Martinez and Lila Streeter

