

# Arts Education & Access Fund Arts Oversight Committee 2016 Report To Council

June 16, 2016



Sacramento Elementary School Ukulele Orchestra, Parkrose School District

# Revenue and Disbursements for Tax Year 2015

City of Portland Arts Education and Access Fund		
Tax Year 2015		
Collections	\$ 8,150,826	
Refunds to Taxpayers	(1,181)	
Credit Card Fees	(83,493)	
General Fund Overhead Charge	(25,000)	
Collections	<u>(424,515)</u>	
Net Revenue		\$ 7,616,637
School Disbursements	-	
RACC Disbursement	<u>-</u>	
Total Disbursement	\$ -	
Net Revenue - Disbursements		\$ 7,616,637
Contingency Set Aside		(100,000)
Interest Earnings		<u>13,352</u>
<b>Fund Balance</b>		<b>\$ 7,529,989</b>

Collections are as of 6/5/16 and disbursements as of 4/30/16

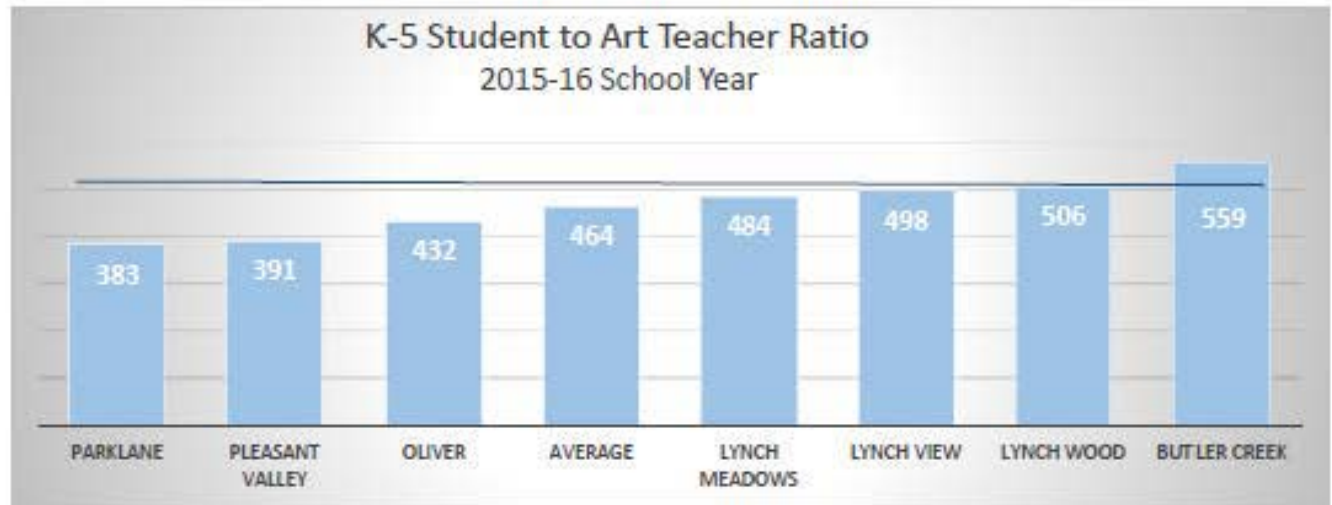
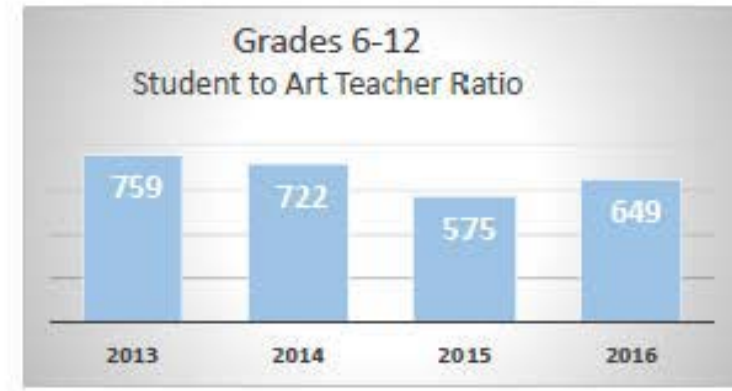
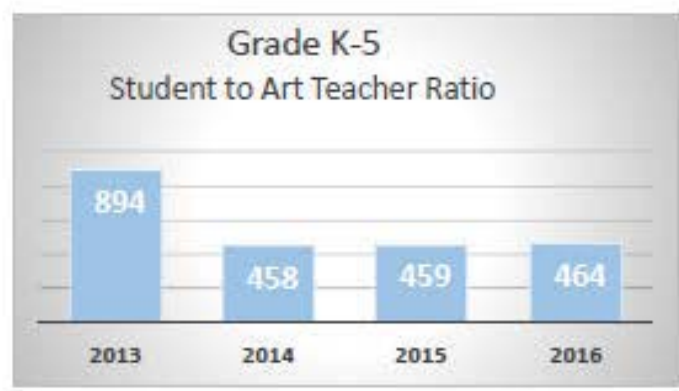
# Revenue and Disbursements for First Three Years of Tax

<b>City of Portland Arts Education and Access Fund</b>		
Tax Years 2012, 2013, and 2014 as of April 30, 2016		
Collections	\$ 27,504,954	
One-Time Start Up Costs	(589,085)	2.1%
Administrative Costs	<u>(2,280,731)</u>	8.3%
Net Revenues	\$ 24,635,138	
School Disbursements	(20,286,198)	73.8%
RACC Disbursement	<u>(4,255,000)</u>	15.5%
Revenue - Disbursements	\$ 93,940	0.3%
Interest Earnings	<u>95,588</u>	
<b>Fund Balance</b>	<b>\$ 189,528</b>	



## Appendix B7 School Evaluation - Centennial School District

School Year	K-5			Number of K-5 Schools:			Grades 6-12			
	Students	Arts Teachers	Students per Arts Teacher	Below 500 to 1 ratio	Above 500 to 1 ratio	Total	Students	Arts Teachers	Students per Arts Teacher	
Base Year	2013	2,717	3.0	894	0	7	7	2,916	3.8	759
First Year	2014	2,791	6.1	458	4	3	7	3,401	4.7	722
Second Year	2015	2,799	6.1	459	5	2	7	3,389	5.9	575
Third Year	2016	2,838	6.1	464	5	2	7	3,395	5.2	649



APPENDIX E

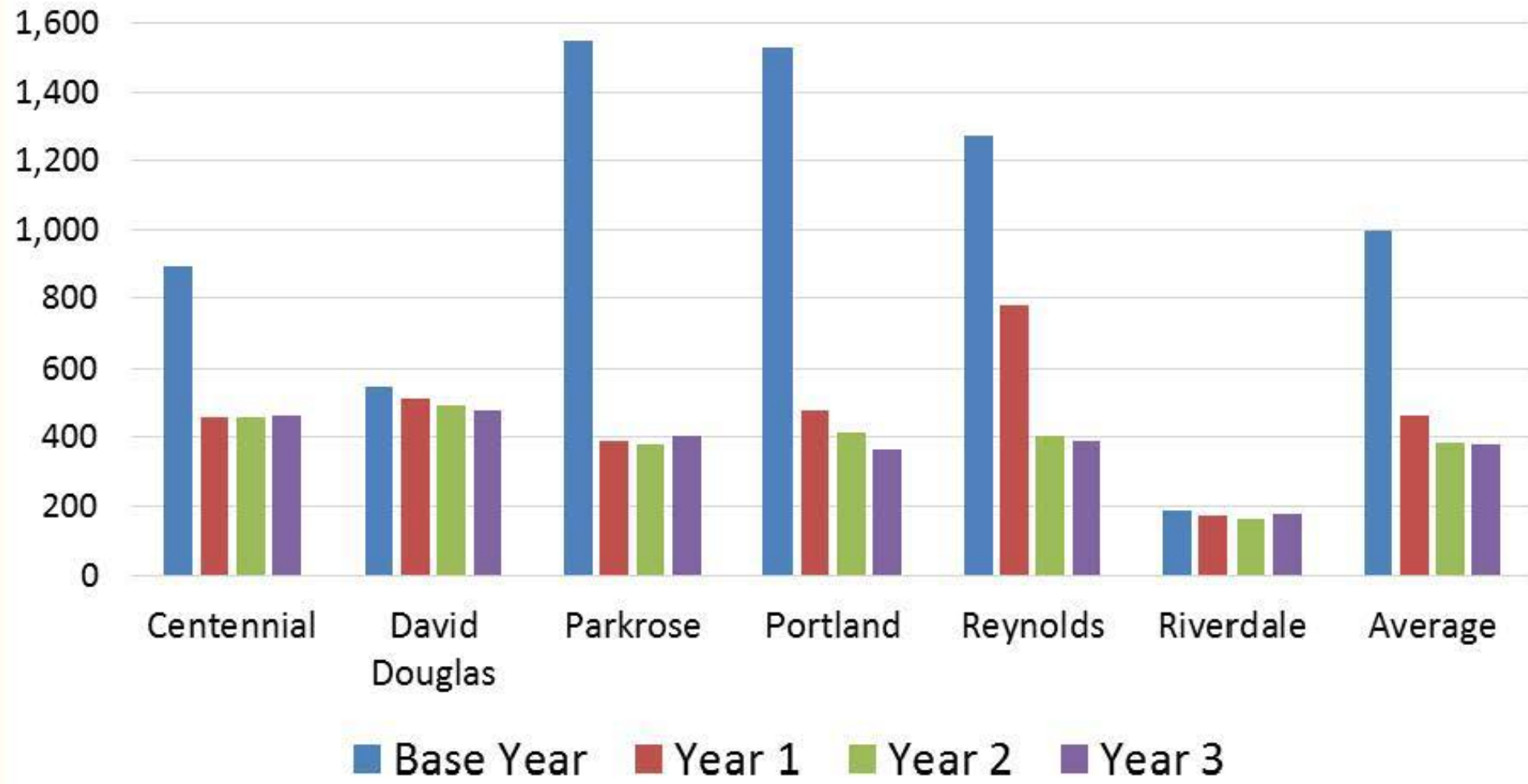
ARTS K-5 FTE SNAPSHOT ALL SCHOOL DISTRICTS 2015-2016

June 16, 2016

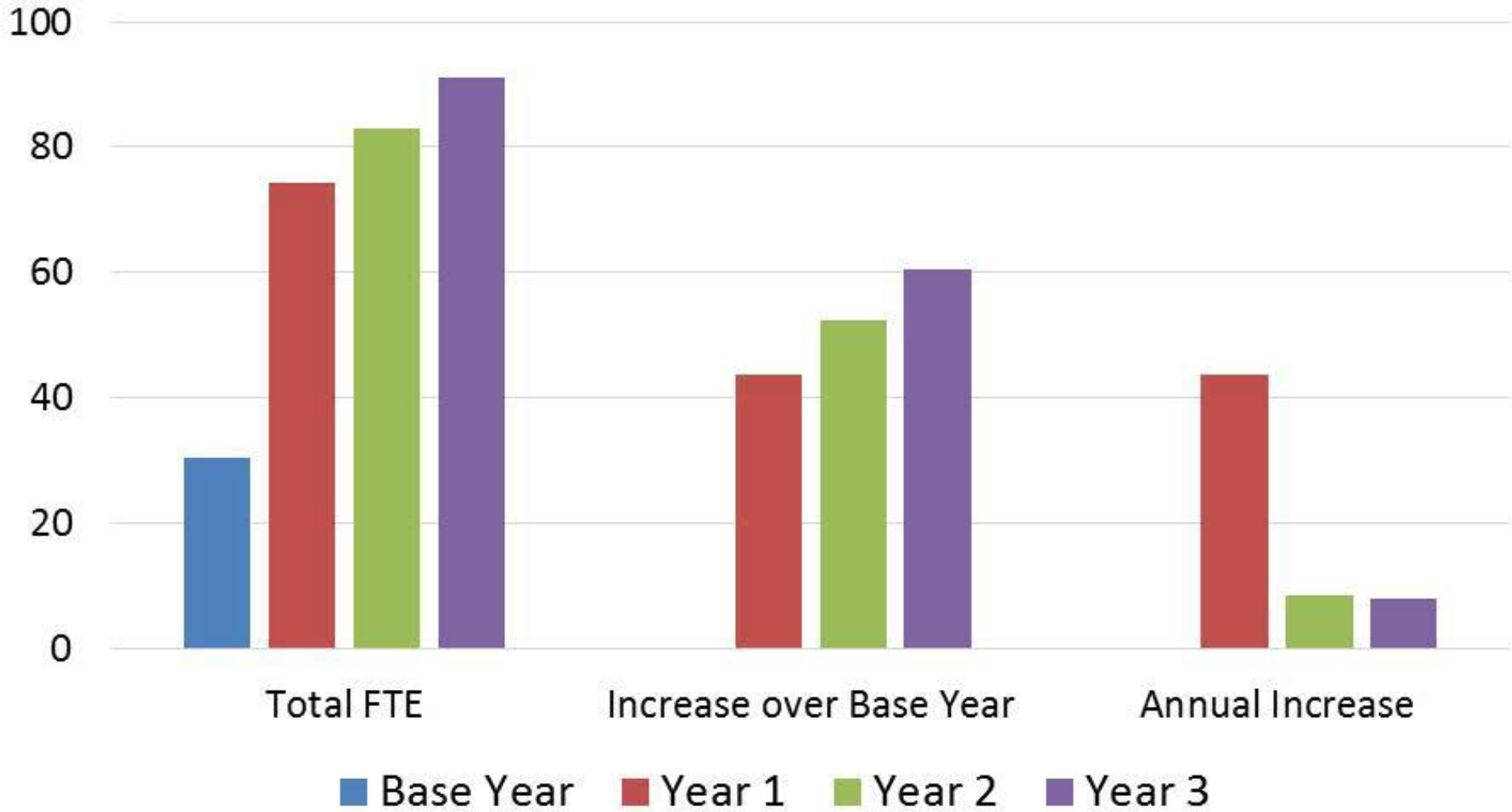
District	2012-2013		2013-2014			2014 - 2015			2015-2016		
	Base Year Arts FTE	Teacher/K-5 Student	13-14 Arts FTE	Teacher/K-5 Student	Arts Fund	14-15 Arts FTE	Teacher/K-5 Student	Arts Fund	14-15 Arts FTE	Teacher/K-5 Student	Arts Fund
	<u>K-5</u>	<u>Ratio (1 per)</u>	<u>K-5</u>	<u>Ratio (1 per)</u>	<u>Dollars</u>	<u>K-5</u>	<u>Ratio (1 per)</u>	<u>Dollars</u>	<u>K-5</u>	<u>Ratio (1 per)</u>	<u>Dollars</u>
Centennial	3.04	894	6.1	458	\$ 539,956	6.1	459	\$ 535,985	6.1	464	\$ 541,171
David Douglas	9.2	548	10.1	512	\$ 965,118	10.5	495	\$ 981,600	10.6	480	\$ 956,169
Parkrose	1	1548	4.0	389	\$ 294,264	4.0	383	\$ 316,999	4.0	403	\$ 324,847
PPS BAA	14.9	1528	50.3	480	\$ 4,512,239	56.2	415	\$ 4,479,658	64.1	365	\$ 4,558,212
Reynolds	1.5	1273	2.5	782	\$ 357,942	5.0	405	\$ 388,310	5.0	391	\$ 393,787
Riverdale*	0.9	189	1.2	172	\$ 40,429	1.1	165	\$ 42,179	1.2	178	\$ 45,950

Arts FTE All District	30.54	74.20	82.90	91.00
Arts FTE Increase Over Base Year		43.66	52.36	60.46
Arts FTE Increase/Decrease Over Previous Year		43.66	8.70	8.10
Total Arts Fund Dollars to Date (3/31/16)		\$ 6,709,947	\$ 6,744,731	\$ 6,820,136
Average Ratio Across All Districts	997	465	387	380

## K-5 Students per Arts Teacher



## K-5 Arts Teacher FTE - All Classrooms Total





# Updated RACC Funding Data

<b>RACC's Distribution &amp; Use of Funding</b>				
	<b>FY13-14</b>	<b>FY14-15</b>	<b>FY15-16</b>	<b>Total</b>
Grants	\$ 175,800	\$ 1,346,134	\$ 1,911,566	\$ 3,433,500
Arts Edu Coor	<u>12,529</u>	<u>46,282</u>	<u>143,820</u>	<u>202,631</u>
<b>Total</b>	<b>\$ 188,329</b>	<b>\$ 1,392,416</b>	<b>\$ 2,055,386</b>	<b>\$ 3,636,131</b>

<b>Total Allocation of Funds Received</b>				
	<b>3-Year Total of Distribution &amp; Use</b>	<b>Programed for FY16-17</b>	<b>Total</b>	
Grants	\$ 3,433,500	\$ 462,869	\$ 3,896,369	
Arts Edu Coor	<u>202,631</u>	<u>156,000</u>	<u>\$ 358,631</u>	
<b>Total</b>	<b>\$ 3,636,131</b>	<b>\$ 618,869</b>	<b>\$ 4,255,000</b>	

As of 6/5/16 (FY15-16 is estimated due to timing of grants)

<b>Dollar Value of Grants Awarded</b>				
<b>Type of Grant</b>	<b>FY13-14</b>	<b>FY14-15</b>	<b>FY15-16</b>	<b>3-Year Total</b>
Ops Support	\$ 150,072	\$ 1,292,016	\$ 1,842,186	\$ 3,284,274
Access	<u>25,728.0</u>	<u>54,118</u>	<u>69,380</u>	<u>\$ 149,226</u>
Total	\$ 175,800	\$ 1,346,134	\$ 1,911,566	\$ 3,433,500

<b>Number of Grants Awarded</b>				
<b>Type of Grant</b>	<b>FY13-14</b>	<b>FY14-15</b>	<b>FY15-16</b>	<b>3-Year Total</b>
Ops Support	44	44	47	135
Access	<u>10</u>	<u>20</u>	<u>21</u>	<u>51</u>
Total	54	64	68	186

<b>Average Grant Size</b>			
<b>Type of Grant</b>	<b>FY13-14</b>	<b>FY14-15</b>	<b>FY15-16</b>
Ops Support	\$ 3,411	\$ 29,364	\$ 39,195
Access	\$ 2,573	\$ 2,706	\$ 5,685

As of 6/5/16 (FY15-16 is estimated due to timing of grants)

<b>Expanding Cultural Access Grants</b>			
<b>RACC Identity Applicant</b>	<b>2013-14</b>	<b>2014-15</b>	<b>2015-16</b>
APANO (Asian Pacific American Network of Oregon)	\$ -	\$ -	\$ 3,750
Black United Fund of Oregon	-	-	3,000
Brownhall PDX	-	-	5,000
Cascade AIDS Project	-	2,000	1,000
Center for Intercultural Organizing (CIO)	-	3,000	-
Colored Pencils Art and Culture Council	-	-	2,750
Dance for Parkinson's Oregon	-	-	2,000
Folktime, Inc.	-	-	2,500
FusionArte	-	1,495	-
Hacienda CDC	-	-	1,518
Know Your City	-	3,500	-
Latino Network	-	2,750	-
Live on Stage	-	-	1,500
Living Stages	-	-	4,350
Mochitsuki	-	-	2,500
NAYA Family Center	-	3,800	2,100
Oregon Historical Society	-	-	2,500
Oregon Nikkei Legacy Center	-	-	1,750
Parkrose Heights Associations of Neighbors	-	-	2,000
PassinArt: A Theatre Company	-	2,000	-
Rogue Pack, Young Portland Speaks!	-	-	5,000
ROSE Community Development	-	2,350	-
Spect-Actors Collective	-	-	2,100
The Portland Commission on Disability	-	-	2,500
The Skanner	-	-	3,000
Visegrad Group PDX	-	1,000	-
Wisdom of the Elders	-	-	3,300
Zenger Farm/Lents International Farmers Market	-	3,800	-
<b>Fiscal Year Totals as of March 31, 2016</b>	<b>\$ -</b>	<b>\$ 25,695</b>	<b>\$ 54,118</b>

General Support Grantees in Alphabetical Order				
RACC Identity Applicant	2013-14	2014-15	2015-16	3-Year Total
Artists Repertory Theatre	\$ 5,700	\$ 34,740	\$ 40,000	\$ 80,440
Blue Sky Gallery	1,134	2,030	6,000	9,164
BodyVox	1,882	17,569	-	19,451
Cappella Romana, Inc.	1,071	4,171	7,000	12,242
Chamber Music Northwest	5,305	9,756	-	15,061
Children's Healing Art Project (CHAP)	1,008	3,622	-	4,630
Disjecta Contemporary Art Center	-	2,040	9,500	11,540
Echo Theater Company	2,185	4,833	-	7,018
Ethos Music Center	1,449	18,979	-	20,428
Friends Of Chamber Music	1,512	2,966	10,000	14,478
Hollywood Theatre	1,197	23,844	22,500	47,541
Imago Theatre	2,235	1,000	-	3,235
Independent Publishing Resource Center (IPRC)	882	1,000	10,642	12,524
Literary Arts, Inc.	4,016	18,553	27,000	49,569
Live Wire! Radio	1,008	2,705	11,544	15,257
Metropolitan Youth Symphony	2,586	5,091	10,000	17,677
Miracle Theatre Group	2,273	5,127	11,000	18,400
Northwest Children's Theater and School	2,486	29,192	30,500	62,178
Northwest Dance Project	1,134	16,405	20,000	37,539
NW Documentary Arts & Media	880	1,000	7,000	8,880
Oregon Ballet Theatre	8,656	70,089	120,000	198,745
Oregon Children's Theatre	5,518	41,160	-	46,678
Oregon Repertory Singers	2,240	-	-	2,240
Oregon Symphony Association	16,761	298,300	330,000	645,061
PDX Jazz	-	8,322	-	8,322
Pendulum Aerial Arts	-	1,468	4,000	5,468
PHAME	882	3,327	7,100	11,309
PlayWrite, Inc.	1,386	1,000	5,000	7,386
Portland Art Museum/Northwest Film Center	22,138	268,538	467,386	758,062
Portland Baroque Orchestra	1,639	15,865	15,000	32,504
Portland Center Stage	9,134	107,486	140,000	256,620
Portland Columbia Symphony Orchestra	1,008	3,040	-	4,048
Portland Gay Men's Chorus	1,033	4,989	-	6,022
Portland Institute for Contemporary Art (PICA)	2,113	19,845	-	21,958
Portland Opera Association	15,293	143,506	225,500	384,299
Portland Piano International	1,008	12,064	-	13,072
Portland Taiko	3,227	-	-	3,227
Portland Youth Philharmonic	2,202	3,061	12,500	17,763
Profile Theatre Project	1,787	4,408	14,483	20,678
Tears of Joy Theatre	2,129	4,923	-	7,052
The Portland Ballet	1,197	10,994	12,500	24,691
Third Angle New Music	882	1,000	4,000	5,882
Third Rail Repertory Theatre	1,008	21,953	-	22,961
White Bird	4,755	9,181	25,000	38,936
Wordstock, Inc.	1,008	0	-	1,008
Write Around Portland	1,304	2,362	12,375	16,041
Young Audiences of Oregon	1,819	30,512	0	32,331
<b>Fiscal Year Totals as of March 31, 2016</b>	<b>\$ 150,070</b>	<b>\$ 1,292,016</b>	<b>\$ 1,617,530</b>	<b>\$ 3,059,616</b>

<b>General Support Grantees By Three Year Total</b>				
<b>RACC Identity Applicant</b>	<b>2013-14</b>	<b>2014-15</b>	<b>2015-16</b>	<b>3-Year Total</b>
Portland Art Museum/Northwest Film Center	\$ 22,138	\$ 268,538	\$ 467,386	\$ 758,062
Oregon Symphony Association	16,761	298,300	330,000	645,061
Portland Opera Association	15,293	143,506	225,500	384,299
Portland Center Stage	9,134	107,486	140,000	256,620
Oregon Ballet Theatre	8,656	70,089	120,000	198,745
Artists Repertory Theatre	5,700	34,740	40,000	80,440
Northwest Children's Theater and School	2,486	29,192	30,500	62,178
Literary Arts, Inc.	4,016	18,553	27,000	49,569
Hollywood Theatre	1,197	23,844	22,500	47,541
Oregon Children's Theatre	5,518	41,160	-	46,678
White Bird	4,755	9,181	25,000	38,936
Northwest Dance Project	1,134	16,405	20,000	37,539
Portland Baroque Orchestra	1,639	15,865	15,000	32,504
Young Audiences of Oregon	1,819	30,512	0	32,331
The Portland Ballet	1,197	10,994	12,500	24,691
Third Rail Repertory Theatre	1,008	21,953	-	22,961
Portland Institute for Contemporary Art (PICA)	2,113	19,845	-	21,958
Profile Theatre Project	1,787	4,408	14,483	20,678
Ethos Music Center	1,449	18,979	-	20,428
BodyVox	1,882	17,569	-	19,451
Miracle Theatre Group	2,273	5,127	11,000	18,400
Portland Youth Philharmonic	2,202	3,061	12,500	17,763
Metropolitan Youth Symphony	2,586	5,091	10,000	17,677
Write Around Portland	1,304	2,362	12,375	16,041
Live Wire! Radio	1,008	2,705	11,544	15,257
Chamber Music Northwest	5,305	9,756	-	15,061
Friends Of Chamber Music	1,512	2,966	10,000	14,478
Portland Piano International	1,008	12,064	-	13,072
Independent Publishing Resource Center (IPRC)	882	1,000	10,642	12,524
Cappella Romana, Inc.	1,071	4,171	7,000	12,242
Disjecta Contemporary Art Center	-	2,040	9,500	11,540
PHAME	882	3,327	7,100	11,309
Blue Sky Gallery	1,134	2,030	6,000	9,164
NW Documentary Arts & Media	880	1,000	7,000	8,880
PDX Jazz	-	8,322	-	8,322
PlayWrite, Inc.	1,386	1,000	5,000	7,386
Tears of Joy Theatre	2,129	4,923	-	7,052
Echo Theater Company	2,185	4,833	-	7,018
Portland Gay Men's Chorus	1,033	4,989	-	6,022
Third Angle New Music	882	1,000	4,000	5,882
Pendulum Aerial Arts	-	1,468	4,000	5,468
Children's Healing Art Project (CHAP)	1,008	3,622	-	4,630
Portland Columbia Symphony Orchestra	1,008	3,040	-	4,048
Imago Theatre	2,235	1,000	-	3,235
Portland Taiko	3,227	-	-	3,227
Oregon Repertory Singers	2,240	-	-	2,240
Wordstock, Inc.	1,008	-	-	1,008
<b>Fiscal Year Totals as of March 31, 2016</b>	<b>\$ 150,070</b>	<b>\$ 1,292,016</b>	<b>\$ 1,617,530</b>	<b>\$ 3,059,616</b>

### Status of 2015 General Recommendations

1. Provide a clear definition of “certified arts teachers” via an administrative rule procedure. - Rule is expected to be completed during 2016.
2. Provide arts tax or other funding for the Southwest and Ivy Charter Schools so that they equally benefit on a proportionate basis with the other School Districts. – This was accomplished with Portland Public Schools providing the funding for 2015-2016. City Council has now established via definition in City Code that allows these two schools to receive AEAF funding in the future.
3. The School Districts and RACC, through its Education Coordinator, should collaborate towards creating a model program that aligns with recognized national standards for quality arts education and which addresses the concern about FTE allocations. We further recommend that this be undertaken over the course of the following year with a report to be submitted to the Arts Oversight Committee by no later than this time in 2016. – Through the Arts Coordinator position, RACC has made excellent strides in meeting with the school districts to provide developmental support. The question of aligning with national standards and measuring quality of education and outcomes is and will be an ongoing process in collaboration with the school districts. RACC has provided reports on its progress on a regular basis during the course of the year.
4. AOC to add a request for hours of instruction in each arts discipline in its data submission form. – After further discussion following this recommendation, the AOC and RACC determined that this information could be better acquired by RACC. In its cadre meetings with the school districts and through surveys, this metric is slowly being developed.
5. The Revenue Division should provide projections of revenues and expenses at a time when it becomes viable to do so. – The Revenue Department (FKA Bureau) has been providing this information as available.
6. The legislative intent of the AEAF was to add new resources on top of the city’s current levels of funding. We recognize that the city is on track by continuing its general fund investments in RACC and should continue to do so. – The City has continued to provide steady funding to RACC.
7. The AOC to work with RACC to create a more comprehensive way to track how different AEAF tax year dollars are used in any given RACC Fiscal year. This will continue to be an on-going need as the Revenue Division becomes even better equipped to collect taxes from late and non-compliant filer. – This has been accomplished, but there will still be an ongoing effort to simplify reporting to the extent possible.



## Summary of General Recommendations 2016

1. RACC and the AOC should further develop the measurement of the hours of arts instruction taking place in the schools, which is eventually to be included in the school districts yearly data submission to the AOC.
2. RACC to continue its arts coordination work with an eye to the quality of arts education in the schools and to collaboratively work with the school districts toward developing metrics for the evaluation of outcomes.
3. The AOC should further track arts instruction taking place in middle school and high school by breaking data down into individual schools as it does for K-5.
4. A suggestion that school districts consider providing an annual “State of the Arts” report so that there can be a better understanding of what takes place within the districts relating to arts education.
5. City Council should approve the proposed resolution to engage outside collection agencies to begin a collections process for delinquent taxpayers who are at least one year overdue in the amount of \$100 or more with a final demand letter to be sent allowing the taxpayer at least 30 days to respond.
6. City Council should approve the proposed resolution to direct the Revenue Division to report on options for the permanent solution to the 5% five year average expense cap on administration of the arts tax.
7. The City should continually be messaging the positive results of the arts tax and dispel misinformation as it arises.

