

2015 Portland Traffic Safety Report

Director Leah Treat
Margi Bradway

WE KEEP PORTLAND *MOVING.*




PBOT
PORTLAND BUREAU OF TRANSPORTATION

2015 Portland Traffic Safety Report



37 TRAFFIC-RELATED DEATHS



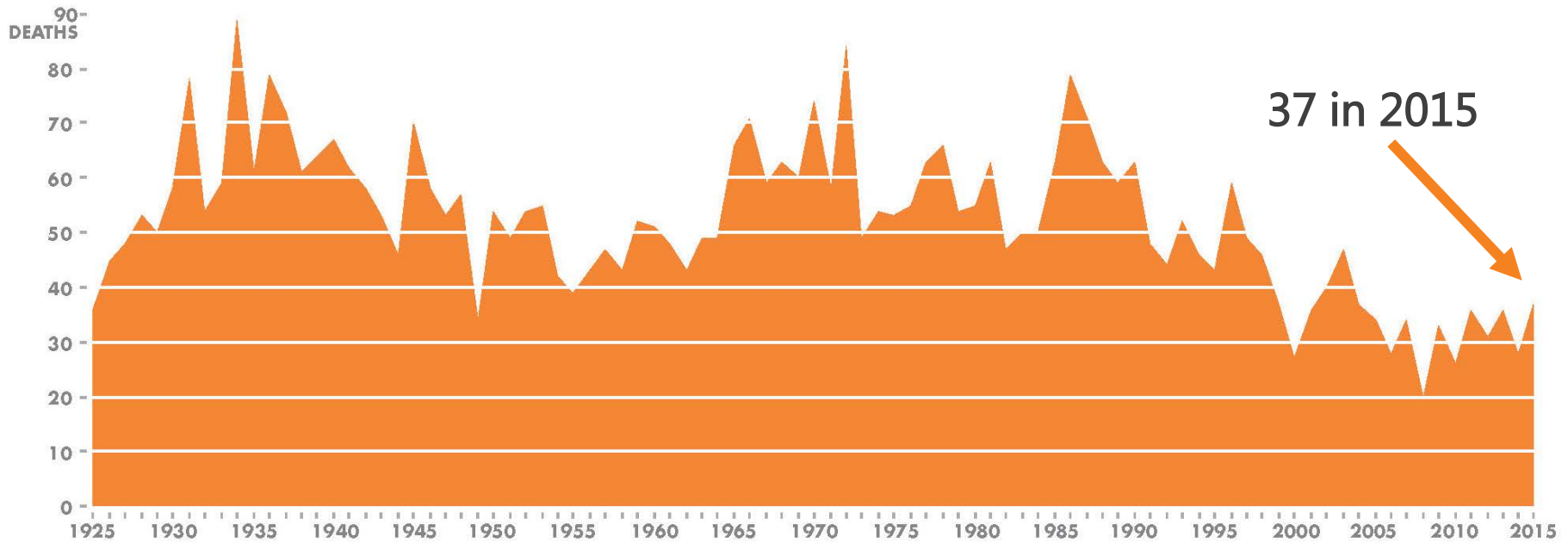
34 HOMICIDES

PORTLAND DEATHS, 2015

SOURCE: PORTLAND POLICE BUREAU



2015 Portland Traffic Safety Report



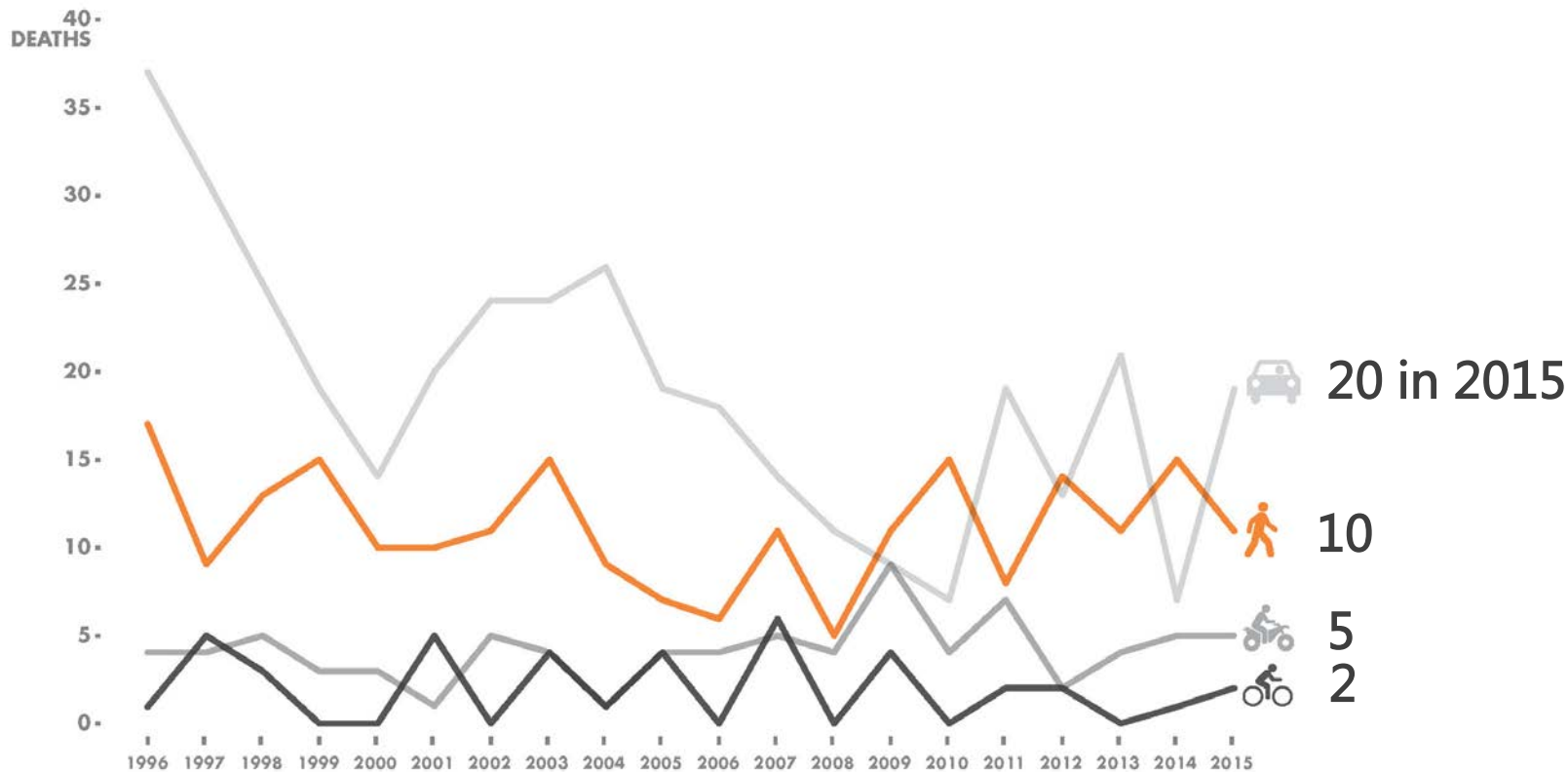
PORTLAND TRAFFIC DEATHS, 1925-2015

SOURCE: PBOT



PBOT
PORTLAND BUREAU OF TRANSPORTATION

2015 Portland Traffic Safety Report



PORTLAND TRAFFIC DEATHS 1996-2015

2014 PORTLAND TRAFFIC SAFETY REPORT, PBOT



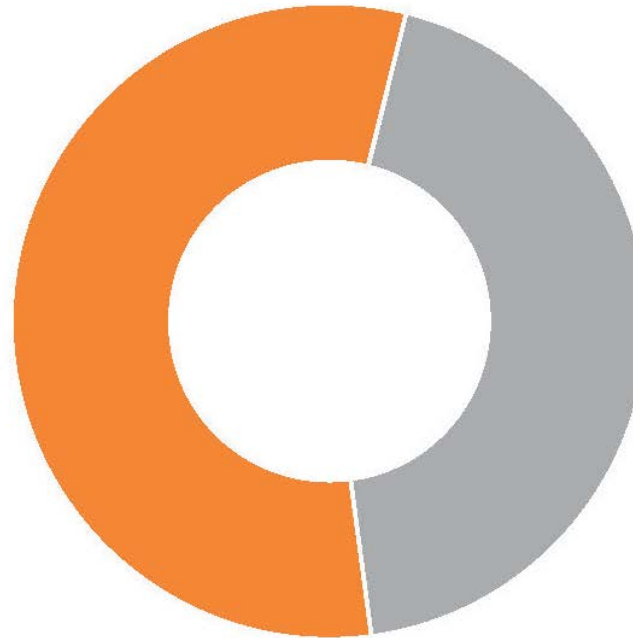
PBOT
PORTLAND BUREAU OF TRANSPORTATION

Vision Zero Portland

2004-2013



56% DRUG &
ALCOHOL
RELATED



44%

IMPAIRMENT

DEADLY CRASHES

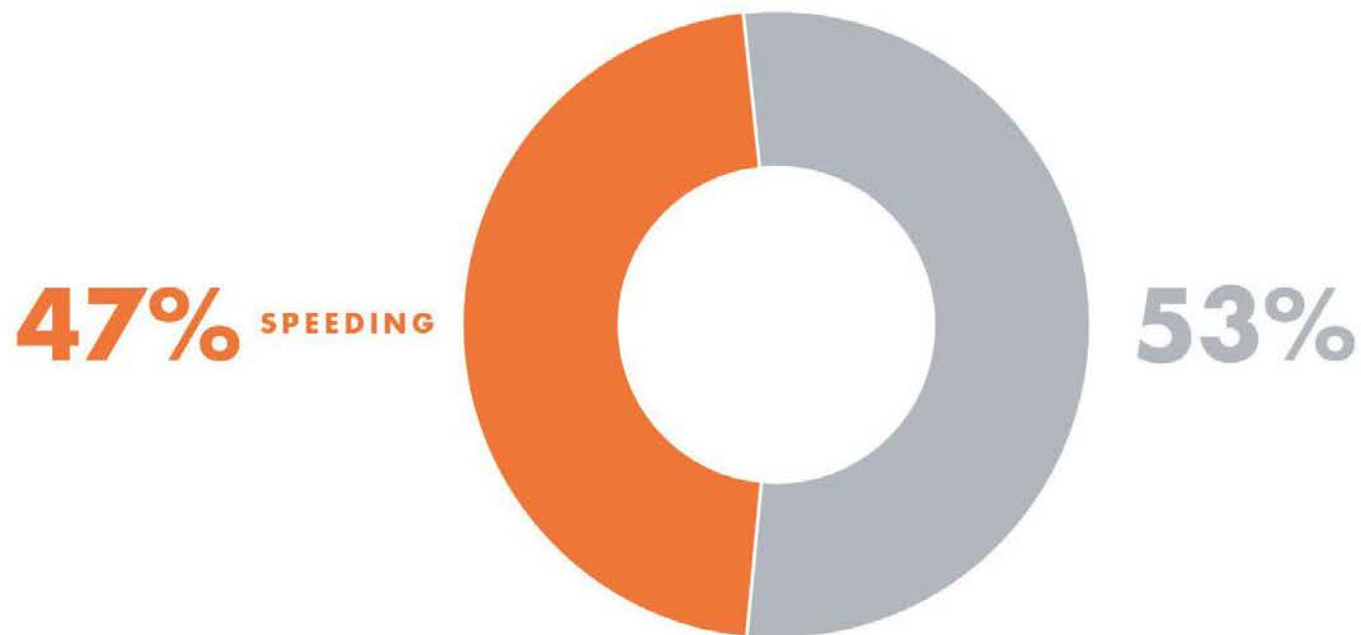
SOURCE: 2004-13 PORTLAND CRASH DATA



PBOT
PORTLAND BUREAU OF TRANSPORTATION

Vision Zero Portland

2004-2013



SPEEDING

DEADLY CRASHES

SOURCE: 2004-13 PORTLAND CRASH DATA



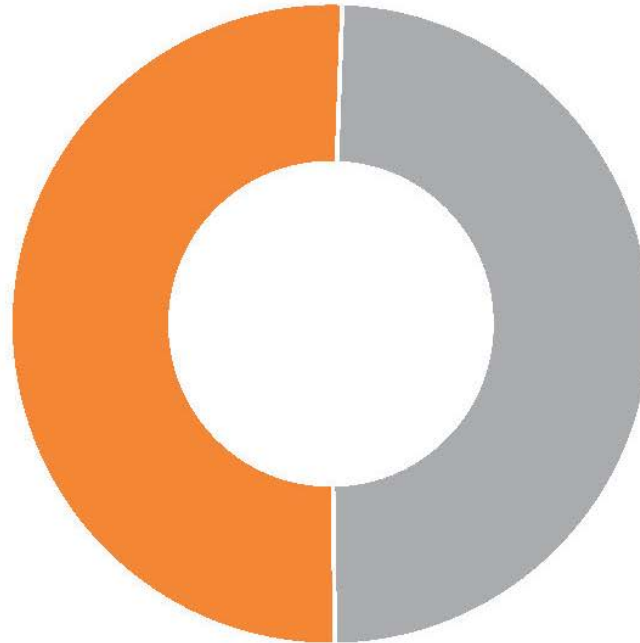
PBOT
PORTLAND BUREAU OF TRANSPORTATION

Vision Zero Portland

2004-2013



51% DISOBEYING
TRAFFIC LAWS



49%

DISOBEYING TRAFFIC LAWS¹

DEADLY CRASHES

SOURCE: 2004-13 PORTLAND CRASH DATA



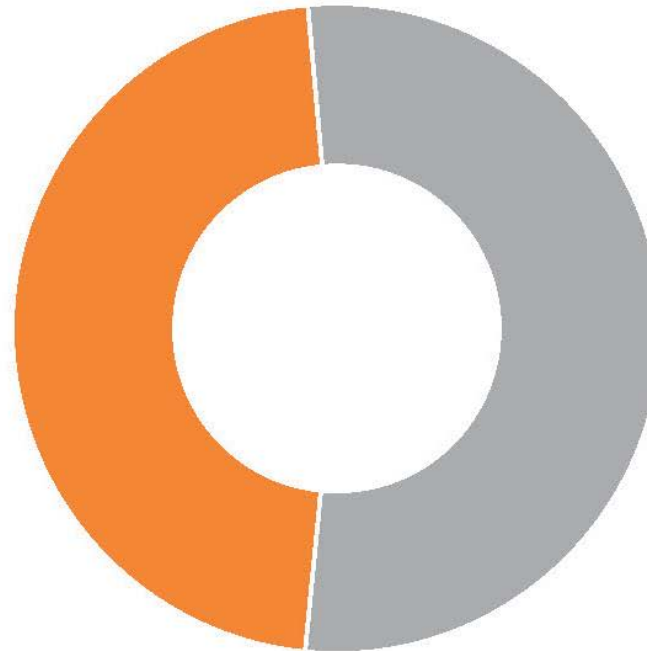
PBOT
PORTLAND BUREAU OF TRANSPORTATION

Vision Zero Portland

2004-2013



47% ON THE
HIGH CRASH
NETWORK



53% ON ALL
OTHER
STREETS

HIGH CRASH NETWORK

DEADLY CRASHES

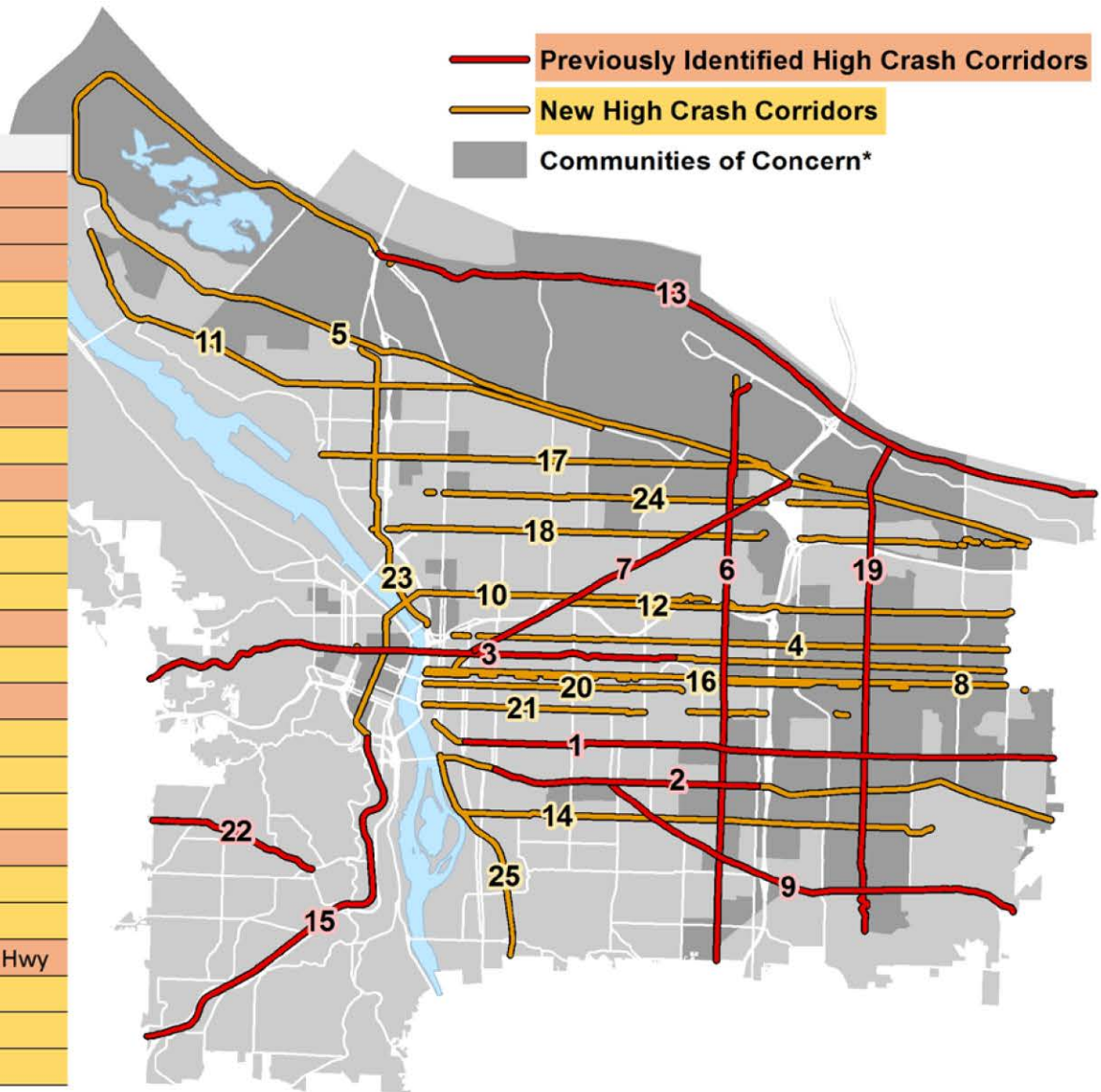
SOURCE: 2004-13 PORTLAND CRASH DATA



PBOT
PORTLAND BUREAU OF TRANSPORTATION

High Crash Network

#	Corridor
1	SE Division St
2	SE Powell Blvd
3	Burnside
4	NE Glisan St
5	Columbia Blvd
6	82nd Ave
7	Sandy Blvd
8	SE Stark St
9	SE Foster Rd
10	Broadway
11	Lombard St
12	NE Halsey St
13	Marine Dr
14	SE Holgate Blvd
15	SW Barbur Blvd
16	SE Washington St
17	Killingsworth St
18	Fremont St
19	122nd Ave
20	SE Belmont St
21	SE Hawthorne Blvd
22	SW Beaverton Hillsdale Hwy
23	N Interstate Ave
24	NE Prescott St
25	SE McLoughlin Blvd



* Communities of Concern data from TriMet's Transit Equity Index. Considers census blockgroups with high percentage of minority populations, low-income households, low vehicle access, limited english proficiency, people with disabilities, older adults and youth. Also incorporates access to jobs, housing, and services.

Vision Zero Action Plan



2016 dates	Actions
April-June	Public outreach on draft action plan
May 9	Executive Committee Meeting and Listening Session 5:15-6:30 p.m., Legacy Emanuel Hospital's Lorenzen Conference Center
May 12	Task Force meeting #4 <i>Performance measures and public outreach</i>
September 8	Task Force meeting #5 <i>Draft plan review & final comments</i>
Fall	Vision Zero Action Plan to City Council for adoption

