

# working for clean rivers



## % for Green Exemption from Competitive Bidding

Ivy Dunlap

Landscape Architect

Bureau of Environmental Services

January 27, 2016




ENVIRONMENTAL SERVICES  
CITY OF PORTLAND

NICK FISH, COMMISSIONER  
MICHAEL JORDAN, DIRECTOR

# Program Background

Any City of Portland funded development or redevelopment project that does not trigger the SWMM but requires a street opening permit shall pay into a “% for Green” Street fund.

- Established in 2007  
Green Street Resolution
- 37 green street projects funded





# Program Objectives

- Stormwater system benefits
- Leverage funding partners
- Innovative projects
- Education and high visibility
- Diverse and M/W/ESB employment

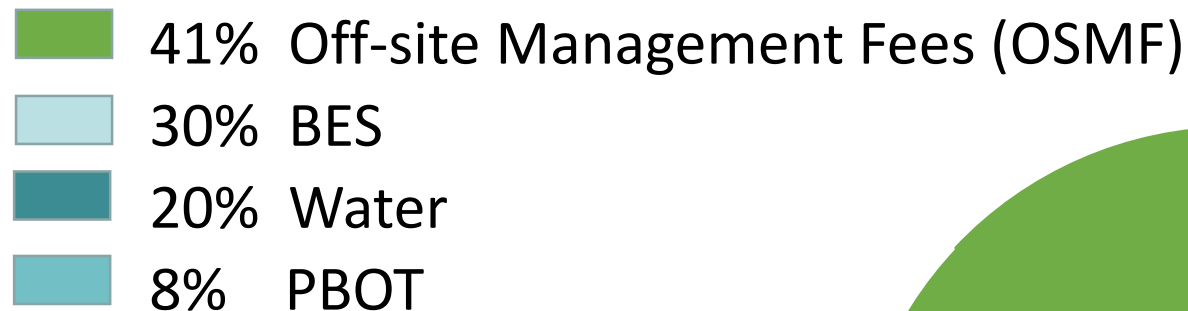


# Program Requirements

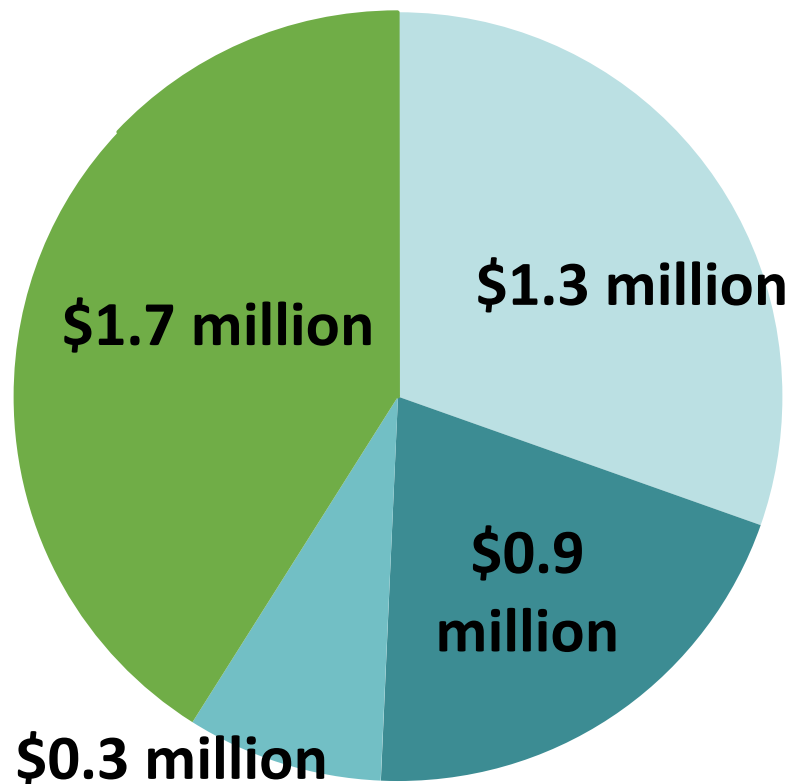
- Manage stormwater in the ROW
- Go above and beyond the SWMM (not for required SWMM improvements)
- Adds stormwater management not triggered by the SWMM




# Program Funding (2008-2015)



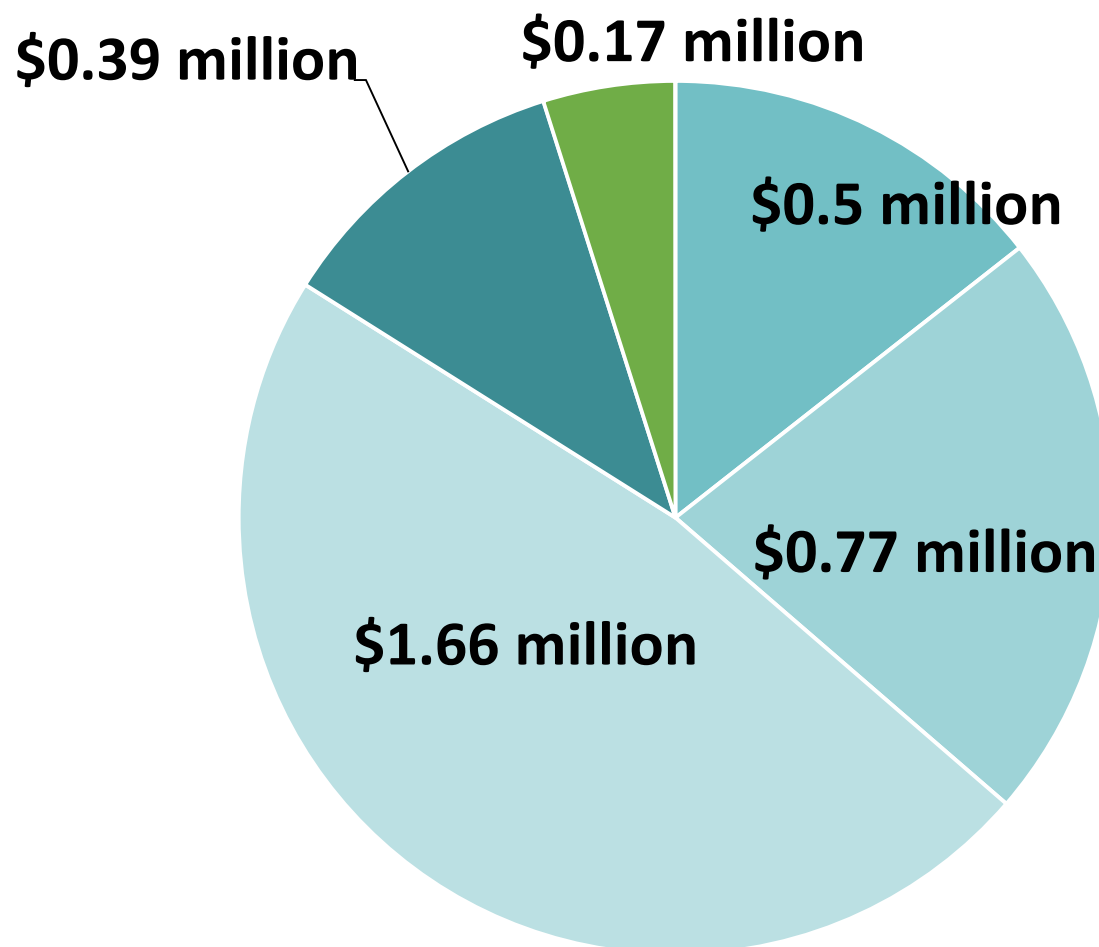
**TOTAL \$4.2 million**



# Program Recipients (2008-2015)

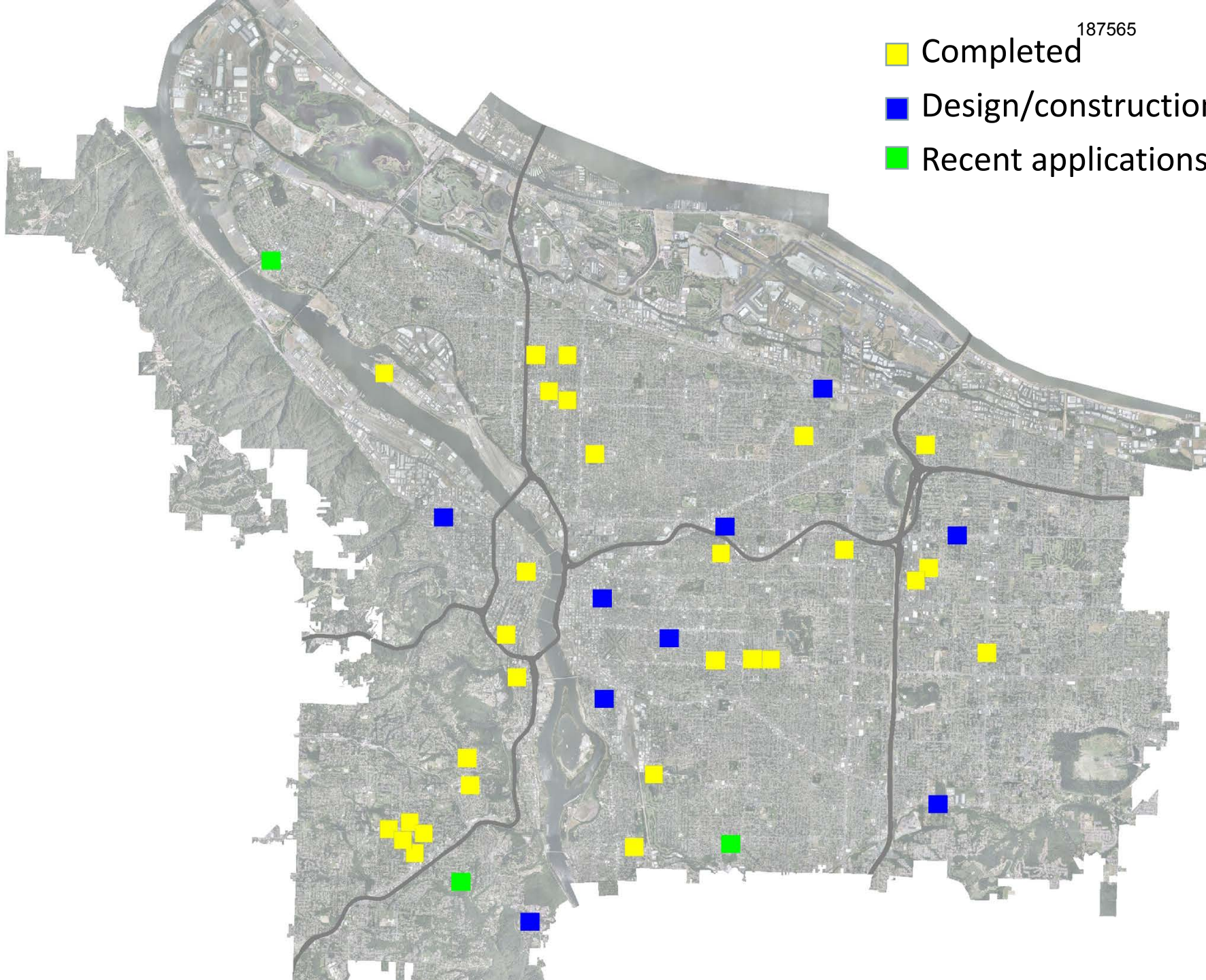


**TOTAL \$3.49 million**



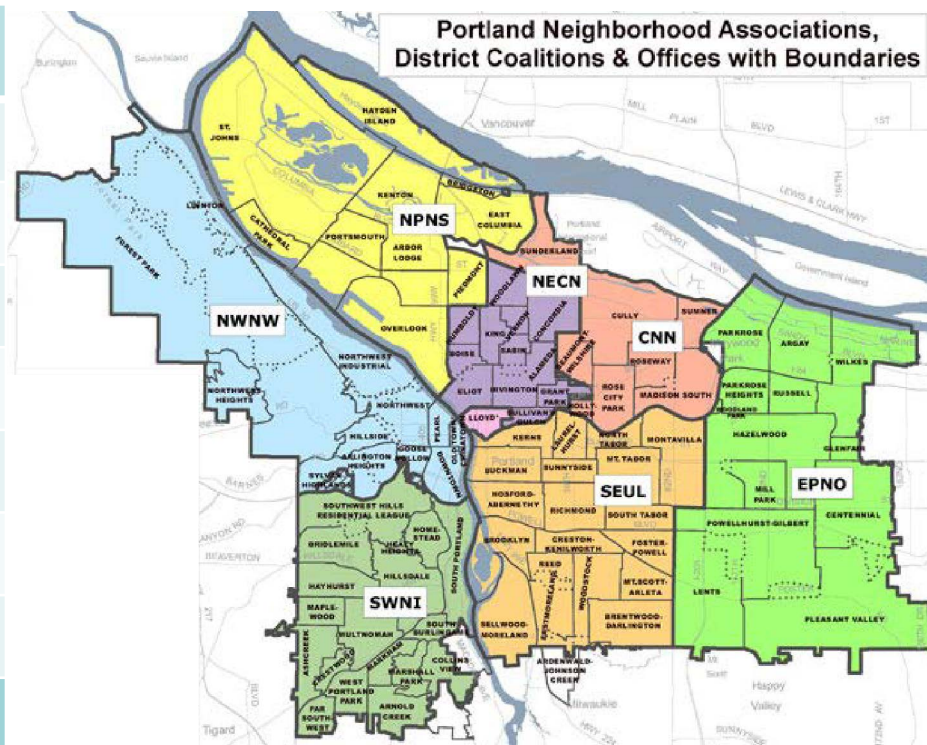


- Completed
- Design/construction
- Recent applications



# Program Per Capita Spending (2008-2015)

COALITION	AWARDED(\$)	POPULATION	PER CAPITA(\$)
CNN	615,500	46,865	10.74
EPNO	818,300	145,377	4.86
NECN	232,429	58,361	3.98
SEUL	943,858	152,842	6.18
NPNS	157,500	61,304	2.57
NWNW	209,677	50,968	4.11
SWNI	513,817	50,969	10.08
	<b>\$3,491,081</b>	<b>566,686</b>	<b>\$5.54</b>



Central Northeast Neighborhoods (CNN)  
 East Portland Neighborhood Office (EPNO)  
 Neighbors West-Northwest (NWNW)  
 North Portland Neighborhood Services (NPNS)  
 Northeast Coalition of Neighborhoods (NECN)  
 Southeast Uplift Neighborhood Program (SEUL)  
 Southwest Neighbors Inc. (SWNI)





# Program Statistics (2008-2015)

SYSTEM BENEFITS	
Removed from CSO (Annual)	4.7 Million Gallons
Treated Prior to MS4 Discharge (Annual)	8.1 Million Gallons
<b>Impervious Surface Managed (Total)</b>	<b>540,500 Square Feet (12.5 ac)</b>
COST	
Project Contribution—Average	\$94,300
Project Contribution—Range	12K-450K
Contribution per Managed Square Foot—Average	\$6.70
Contribution per Managed Square Foot—Range	\$1-\$25



# Leveraging Multiple Benefits

Community Directed/ Community Benefit	23 projects
Highly Visible	24 projects
Education	9 projects
Design/Policy Innovation	8 projects
Leverage Resources/Funding	26 projects
Job Training/ Diversity in Contracting	7 projects



## 37 TOTAL PROJECTS



# Ordinance History

---

- Previous 5-year exemption (2010-2015)
- 11 contracts
  - June Key Delta Community Center
  - Swan Island TMA
  - Café au Play, Tabor Commons
  - Reed College
  - NE Neighborhood Coalition/Sabin Community Association
  - REACH
  - Central City Concern
- Many M/W/ESB subcontractors





# Ordinance Background

---

- 5-year exemption from competitive bidding
- Not to exceed \$1 million total
- 10% required match

## Upcoming contracts

- \$277,000 with Verde Inc. (access road to Cully Park)
- \$100,000 with Catholic Charities (St. Francis Apartments)



# Questions?

187565



# Thank you.