



**PHB-PDC Intergovernmental Agreement Invoice
FY 2012-13**

Date: 6/6/2013

Senior Financial Analyst: Paul Stewart

Prepared and Reviewed: 


Principal Financial Analyst: Mike Johnson

Reviewed and Approved: 


Bureau Operations Mgr: Leslie Goodlow

Reviewed and Approved: N/A*

Bureau Director: Traci Manning

Reviewed and Approved: 

* Out of office – delegated responsibility to Mike Johnson in absence





CITY OF
PORTLAND, OREGON
PORTLAND HOUSING BUREAU

Dan Saltzman, Commissioner
Traci Manning, Director
421 SW 6th Avenue, Suite 500
Portland OR 97204
(503) 823-2375
Fax (503) 823-2387

FORM OF CERTIFICATION

Contract #: 32002714 Invoice Period: May 2013 Invoice #: _____

Organization: Portland Housing Bureau	Total Contract: \$32,144,351
Mailing Address: 421 SW 6th Ave, Suite 500 Portland, OR 97204	
Contact Name/ Title: Mike Johnson Principal Financial Analyst	
Phone/Fax: 503-823-4176	

Activity	Budget	Billed Activity This Period	Billed Activity YTD	Balance From Budget
Personal Services & Indirect	\$3,222,685	\$261,965.19	\$2,684,311.80	\$538,373.20
External M&S, Capital & Financial Assistance	\$28,921,666	\$1,081,802.34	\$22,789,560.08	\$6,132,105.92
Expenses Applied To Program Income	\$0	(\$84,861.51)	(\$8,013,205.19)	N/A
Total	\$32,144,351	\$1,258,906.02	\$17,460,666.69	\$14,683,684.31


Total Amount Requested: Taxable \$0.00 Non-taxable \$1,258,906.02

Total Balance: \$14,683,684.31

Bureau Director's Certification

The undersigned certifies the following:

1. The Bureau has incurred capital project and administrative expenses, for which it now requests reimbursement from the urban renewal line of credit and/or taxable bond proceeds.
2. The incurred expenses are tax increment financing (TIF) eligible under ORS 457 to be paid for with bond proceeds of urban renewal areas.
3. If applicable, the incurred expenses are eligible to be paid for with tax-exempt bond proceeds.
4. Payments in the amount of the requested reimbursement have previously been disbursed.
5. A list of projects and amounts for which the funds were expended has been attached, along with supporting documentation.
6. All documents supporting this reimbursement will be retained by the PHB for the life of the bonds, and any refinancing used to repay the bonds, plus three years.
7. These expenditures are subject to future audit.



Traci Manning, Director

Print Name

FOR OFFICE USE ONLY

I have received this information and have forwarded the invoice for processing.

Contract Manager

Date Sent to Accounting

PHB-PDC IA Billing
URA Activity Summary

	Program Income		Direct Expense				Indirect Expense			Billing Summary		
	Starting Balance	Current Activity	External M&S	Personnel Services	Personnel Services	General Fund Overhead	Support Cost	Tax Increment Billed	Expense Applied to PI	PI Balance Remaining		
Central Eastside	-	-	-	482.01	517.30	312.20	365.13	1,676.64	-	-		
Convention Center	-	(5,206.19)	-	4,148.20	4,451.87	2,686.83	3,142.36	9,223.07	5,206.19	-		
Downtown Waterfront	(1,139,303.11)	(324,217.41)	-	501.85	-	-	-	-	501.85	(1,463,018.67)		
Gateway	-	(1,425.75)	399,412.71	8,118.16	8,712.46	5,258.21	6,149.70	426,225.49	1,425.75	-		
Interstate	-	(1,425.75)	86,424.95	29,807.40	31,989.48	19,306.52	22,579.82	188,682.42	1,425.75	-		
Lents	-	(9,220.00)	544,216.52	12,202.53	13,095.83	7,903.69	9,243.71	577,442.28	9,220.00	-		
North Macadam	-	(2,920.00)	46,989.16	3,331.08	3,574.94	2,157.57	2,523.37	55,656.12	2,920.00	-		
River District	-	(30,367.98)	-	8,272.83	8,878.45	5,358.39	6,266.87	-	28,776.54	(1,591.44)		
South Park Blocks	(84,353.05)	(5,877.13)	4,759.00	8,804.65	9,449.20	5,702.85	6,669.73	-	35,385.43	(54,844.75)		
Total	(1,223,656.16)	(380,660.21)	1,081,802.34	75,668.71	80,669.53	48,686.26	56,940.69	1,258,906.02	84,861.51	(1,519,454.86)		

PHB-PDC IGA Billing
Direct Expenses - Capital Financial Assistance

RefDocNo	FM pstg. d.	Fund name	Pynt Bglt	Funds center name	Cl text	Funded Program	Description of Funded Program	Val/type text	Text
5000254275	5/7/2013	TIF Gateway	364,550.85	Housing Finance	Outgoing loan disb	H89034	Gilsan Commons - Human Solutions	Invoices	107398-12
5000254893	5/13/2013	TIF Gateway	34,761.86	Housing Finance	Outgoing loan disb	H20017	Ventura Park Affordable Housing	Invoices	107374-12
		TIF Gateway Total	399,412.71						
1900085764	5/2/2013	TIF Interstate	4.07	Neighborhood Housing	Local Mileage	H89010	Home Repair Program	Invoices	
1900085764	5/2/2013	TIF Interstate	34.35	Neighborhood Housing	Local Mileage	H89020	Homebuyer Assistance Program	Invoices	
1900085791	5/2/2013	TIF Interstate	18.19	Neighborhood Housing	Local Mileage	H89020	Homebuyer Assistance Program	Invoices	
5000253787	5/6/2013	TIF Interstate	3,938.88	Neighborhood Housing	Outgoing Grant-Subre	NON-PROGRAM	NON-PROGRAM	Invoices	
5000253789	5/6/2013	TIF Interstate	2,523.13	Neighborhood Housing	Outgoing Grant-Subre	NON-PROGRAM	NON-PROGRAM	Invoices	
5000253790	5/6/2013	TIF Interstate	5,626.91	Neighborhood Housing	Outgoing Grant-Subre	NON-PROGRAM	NON-PROGRAM	Invoices	
5000253791	5/6/2013	TIF Interstate	3,011.91	Neighborhood Housing	Outgoing Grant-Subre	NON-PROGRAM	NON-PROGRAM	Invoices	
5000254173	5/7/2013	TIF Interstate	4,500.00	Neighborhood Housing	Out Grant Benef	H89020	Homebuyer Assistance Program	Invoices	2110011-A
5000254203	5/7/2013	TIF Interstate	171.00	Neighborhood Housing	Outgoing loan disb	H89010	Home Repair Program	Invoices	2150026
5000254207	5/7/2013	TIF Interstate	171.00	Neighborhood Housing	Outgoing loan disb	H89010	Home Repair Program	Invoices	2150022
5000254359	5/8/2013	TIF Interstate	500.00	Neighborhood Housing	Out Grant Benef	H89020	Homebuyer Assistance Program	Invoices	2110011-A
5000254359	5/8/2013	TIF Interstate	500.00	Neighborhood Housing	Out Grant Benef	H89020	Homebuyer Assistance Program	Invoices	2110011-A
5000255335	5/14/2013	TIF Interstate	7,415.50	Neighborhood Housing	Out Grant Benef	H89020	Homebuyer Assistance Program	Invoices	2110006-A
5000255958	5/16/2013	TIF Interstate	500.00	Neighborhood Housing	Outgoing loan disb	H89010	Home Repair Program	Invoices	2150000
1900086876	5/20/2013	TIF Interstate	4.01	Neighborhood Housing	Local Mileage	H89020	Home Repair Program	Invoices	
1900086876	5/20/2013	TIF Interstate	35.88	Neighborhood Housing	Local Mileage	H89020	Home Repair Program	Invoices	
5000256670	5/21/2013	TIF Interstate	584.50	Neighborhood Housing	Out Grant Benef	H89020	Homebuyer Assistance Program	Invoices	2110006-A
5000256968	5/22/2013	TIF Interstate	34,580.00	Neighborhood Housing	Outgoing loan disb	H34606	Killingsworth Block Redevelopment	Invoices	107462
5000257388	5/24/2013	TIF Interstate	3,028.39	Neighborhood Housing	Out Grant Benef	H89020	Homebuyer Assistance Program	Invoices	2110012-A
5000257396	5/24/2013	TIF Interstate	1,907.98	Neighborhood Housing	Outgoing Grant-Subre	NON-PROGRAM	NON-PROGRAM	Invoices	
5000257397	5/24/2013	TIF Interstate	2,242.68	Neighborhood Housing	Outgoing Grant-Subre	NON-PROGRAM	NON-PROGRAM	Invoices	
5000257397	5/24/2013	TIF Interstate	5,976.12	Neighborhood Housing	Outgoing Grant-Subre	NON-PROGRAM	NON-PROGRAM	Invoices	
5000258054	5/30/2013	TIF Interstate	3,615.47	Neighborhood Housing	Outgoing Grant-Subre	NON-PROGRAM	NON-PROGRAM	Invoices	
5000258125	5/30/2013	TIF Interstate	6,000.00	Neighborhood Housing	Out Grant Benef	H89020	Homebuyer Assistance Program	Invoices	2110007-A
		TIF Interstate Total	86,424.95						
5000253787	5/6/2013	TIF Lents	1,029.34	Neighborhood Housing	Outgoing Grant-Subre	NON-PROGRAM	NON-PROGRAM	Invoices	
5000253789	5/6/2013	TIF Lents	2,635.55	Neighborhood Housing	Outgoing Grant-Subre	NON-PROGRAM	NON-PROGRAM	Invoices	
5000253791	5/6/2013	TIF Lents	109.03	Neighborhood Housing	Outgoing Grant-Subre	NON-PROGRAM	NON-PROGRAM	Invoices	
5000253978	5/6/2013	TIF Lents	500,000.00	Housing Finance	Outgoing Grant-Subre	H20047	Foster School Site - NAVVA	Invoices	2110003-a
5000254772	5/10/2013	TIF Lents	425.00	Neighborhood Housing	Out Grant Benef	H89020	Homebuyer Assistance Program	Invoices	107720-12
5000254892	5/13/2013	TIF Lents	2,577.60	Housing Finance	Outgoing loan disb	H20033	PCRI Scattered Sites - 8923 SE Ellis	Invoices	2150020
5000255236	5/14/2013	TIF Lents	15,000.00	Neighborhood Housing	Outgoing loan disb	H89010	Home Repair Program	Invoices	2110004-A
5000255238	5/14/2013	TIF Lents	266.55	Neighborhood Housing	Out Grant Benef	H89020	Homebuyer Assistance Program	Invoices	107317
5000255448	5/14/2013	TIF Lents	69.96	Neighborhood Housing	Out Grant Benef	H89020	Homebuyer Assistance Program	Invoices	107317
5000255450	5/14/2013	TIF Lents	1,300.00	Neighborhood Housing	Out Grant Benef	H89020	Homebuyer Assistance Program	Invoices	2110001-A
5000255764	5/15/2013	TIF Lents	56.00	Neighborhood Housing	Outgoing loan disb	H89010	Home Repair Program	Invoices	2150020
5000255775	5/15/2013	TIF Lents	1,157.00	Neighborhood Housing	Outgoing loan disb	H89010	Home Repair Program	Invoices	2150020
5000256330	5/20/2013	TIF Lents	336.23	Neighborhood Housing	Out Grant Benef	H89020	Homebuyer Assistance Program	Invoices	2110003-A
5000257219	5/23/2013	TIF Lents	250.00	Neighborhood Housing	Out Grant Benef	H89020	Homebuyer Assistance Program	Invoices	107317
5000257396	5/24/2013	TIF Lents	184.81	Neighborhood Housing	Outgoing Grant-Subre	NON-PROGRAM	NON-PROGRAM	Invoices	
5000257396	5/24/2013	TIF Lents	2,707.37	Neighborhood Housing	Outgoing Grant-Subre	NON-PROGRAM	NON-PROGRAM	Invoices	
5000258054	5/30/2013	TIF Lents	15,998.00	Neighborhood Housing	Outgoing Grant-Subre	NON-PROGRAM	NON-PROGRAM	Invoices	
5000258402	5/31/2013	TIF Lents	83.50	Neighborhood Housing	Out Grant Benef	H89020	Homebuyer Assistance Program	Invoices	2110003-A
5000258459	5/31/2013	TIF Lents	29.08	Neighborhood Housing	Out Grant Benef	H89020	Homebuyer Assistance Program	Invoices	2110004-A
		TIF Lents Total	544,216.52						
5000254654	5/9/2013	TIF North Macadam	4,467.01	Housing Finance	Outgoing loan disb	H10543	Block 49 Veterans Housing - REACH	Invoices	106898-11
5000254654	5/9/2013	TIF North Macadam	42,522.15	Housing Finance	Outgoing loan disb	H10543	Block 49 Veterans Housing - REACH	Invoices	106898-11
		TIF North Macadam Total	46,989.16						
5000256096	5/17/2013	TIF South Park Block	4,759.00	Housing Finance	Misc Services	H89030	Affordable Rental Housing	Invoices	
		TIF South Park Block Total	4,759.00						

Note: Transactions in italics are technical corrections that net to zero.

PHB-PDC IGA Billing
 Direct Expenses - Capital Financial Assistance

RefDocNo	FM psfg d.	Fund name	Pynt Bdgf	Funds center name	Cl text	Funded Program	Description of Funded Program	Val type text	Text
			1,081,802.34						
		Grand Total							

Note: Transactions in italics are technical corrections that net to zero.

PHB-PDC IGA Billing
Program Revenue Detail

RefDocNo	FM pstg d.	Fund name	Pymt Bdgt	Funds center name	Cl text	Funded Program	Description of Funded Program	Text
5200007803	5/9/2013	TIF Convention Cntr	(3,187.84)	Housing Finance	Loan repayments	NON-PROGRAM	NON-PROGRAM	38615-10
5200007803	5/9/2013	TIF Convention Cntr	(2,018.35)	Housing Finance	Interest Income	NON-PROGRAM	NON-PROGRAM	38615-10
		TIF Convention Cntr Total	(5,206.19)					
5200007780	5/6/2013	TIF Dwtwn Wtrfrnt	(21.00)	Neighborhood Housing	Service fee	NON-PROGRAM	NON-PROGRAM	101037
5200007780	5/6/2013	TIF Dwtwn Wtrfrnt	(10,108.86)	Neighborhood Housing	Service fee	NON-PROGRAM	NON-PROGRAM	101037
5200007780	5/6/2013	TIF Dwtwn Wtrfrnt	(70,000.00)	Neighborhood Housing	Loan repayments	NON-PROGRAM	NON-PROGRAM	101037
5200007780	5/6/2013	TIF Dwtwn Wtrfrnt	(46.00)	Neighborhood Housing	Miscellaneous Refund	NON-PROGRAM	NON-PROGRAM	101037
3700033521	5/7/2013	TIF Dwtwn Wtrfrnt	(938.38)	Housing Finance	Loan repayments	NON-PROGRAM	NON-PROGRAM	38348-04
3700033521	5/7/2013	TIF Dwtwn Wtrfrnt	(7,255.15)	Housing Finance	Loan repayments	NON-PROGRAM	NON-PROGRAM	38024-97
3700033521	5/7/2013	TIF Dwtwn Wtrfrnt	(867.76)	Housing Finance	Interest Income	NON-PROGRAM	NON-PROGRAM	38348-04
3700033521	5/7/2013	TIF Dwtwn Wtrfrnt	(1,152.60)	Housing Finance	Interest Income	NON-PROGRAM	NON-PROGRAM	38024-97
3700033630	5/8/2013	TIF Dwtwn Wtrfrnt	(1,835.54)	Housing Finance	Loan repayments	NON-PROGRAM	NON-PROGRAM	38107-99
3700033630	5/8/2013	TIF Dwtwn Wtrfrnt	(999.20)	Housing Finance	Interest Income	NON-PROGRAM	NON-PROGRAM	38107-99
5200007803	5/9/2013	TIF Dwtwn Wtrfrnt	(27,013.00)	Housing Finance	Interest Income	NON-PROGRAM	NON-PROGRAM	13524-97
3700033633	5/10/2013	TIF Dwtwn Wtrfrnt	(4,429.77)	Housing Finance	Loan repayments	NON-PROGRAM	NON-PROGRAM	38114-99
3700033633	5/10/2013	TIF Dwtwn Wtrfrnt	(2,036.82)	Housing Finance	Loan repayments	NON-PROGRAM	NON-PROGRAM	38304-02
3700033633	5/10/2013	TIF Dwtwn Wtrfrnt	(13,204.23)	Housing Finance	Interest Income	NON-PROGRAM	NON-PROGRAM	38114-99
3700033633	5/10/2013	TIF Dwtwn Wtrfrnt	(1,430.68)	Housing Finance	Interest Income	NON-PROGRAM	NON-PROGRAM	38304-02
5200007861	5/21/2013	TIF Dwtwn Wtrfrnt	(10,200.00)	Housing Finance	Interest Income	NON-PROGRAM	NON-PROGRAM	38102-99
5200007898	5/29/2013	TIF Dwtwn Wtrfrnt	(41,508.00)	Housing Finance	Loan repayments	NON-PROGRAM	NON-PROGRAM	13575-98
5200007898	5/29/2013	TIF Dwtwn Wtrfrnt	(135.49)	Neighborhood Housing	Loan repayments	NON-PROGRAM	NON-PROGRAM	101466-13
5200007898	5/29/2013	TIF Dwtwn Wtrfrnt	(75.83)	Neighborhood Housing	Interest Income	NON-PROGRAM	NON-PROGRAM	101466-13
5200007909	5/30/2013	TIF Dwtwn Wtrfrnt	(3,386.72)	Housing Finance	Loan repayments	NON-PROGRAM	NON-PROGRAM	13574-97
5200007909	5/30/2013	TIF Dwtwn Wtrfrnt	(124,888.00)	Housing Finance	Loan repayments	NON-PROGRAM	NON-PROGRAM	38304-02
5200007909	5/30/2013	TIF Dwtwn Wtrfrnt	(2,684.38)	Housing Finance	Interest Income	NON-PROGRAM	NON-PROGRAM	13574-97
		TIF Dwtwn Wtrfrnt Total	(324,217.41)					
5200007761	5/1/2013	TIF Interstate	(81.87)	Neighborhood Housing	Loan repayments	NON-PROGRAM	NON-PROGRAM	104538
5200007761	5/1/2013	TIF Interstate	(60.84)	Neighborhood Housing	Interest Income	NON-PROGRAM	NON-PROGRAM	104538
5200007809	5/10/2013	TIF Interstate	(49.48)	Neighborhood Housing	Loan repayments	NON-PROGRAM	NON-PROGRAM	104881
5200007809	5/10/2013	TIF Interstate	(37.79)	Neighborhood Housing	Interest Income	NON-PROGRAM	NON-PROGRAM	104881
5200007817	5/13/2013	TIF Interstate	(19.35)	Neighborhood Housing	Loan repayments	NON-PROGRAM	NON-PROGRAM	106000
5200007817	5/13/2013	TIF Interstate	(1.52)	Neighborhood Housing	Loan repayments	NON-PROGRAM	NON-PROGRAM	106000
5200007817	5/13/2013	TIF Interstate	(49.13)	Neighborhood Housing	Interest Income	NON-PROGRAM	NON-PROGRAM	106000
3700033802	5/15/2013	TIF Interstate	(500.00)	Neighborhood Housing	Service fee	NON-PROGRAM	NON-PROGRAM	2110009
3700034180	5/29/2013	TIF Interstate	(500.00)	Neighborhood Housing	Service fee	NON-PROGRAM	NON-PROGRAM	107462
5200007898	5/29/2013	TIF Interstate	(54.47)	Neighborhood Housing	Loan repayments	NON-PROGRAM	NON-PROGRAM	104817

PHB-PDC IGA Billing
Program Revenue Detail

RefDocNo	FM postg d.	Fund name	Pynt Bdg	Funds center name	Cl text	Funded Program	Description of Funded Program	Text
5200007898	5/29/2013	TIF Interstate	(32.62)	Neighborhood Housing	Loan repayments	NON-PROGRAM	NON-PROGRAM	104817
5200007898	5/29/2013	TIF Interstate	(38.68)	Neighborhood Housing	Interest Income	NON-PROGRAM	NON-PROGRAM	104817
		TIF Interstate Total	(1,425.75)					
3700033521	5/7/2013	TIF Lents	(200.00)	Neighborhood Housing	Loan repayments	NON-PROGRAM	NON-PROGRAM	101400
3700033521	5/7/2013	TIF Lents	(35.04)	Neighborhood Housing	Loan repayments	NON-PROGRAM	NON-PROGRAM	106375
3700033521	5/7/2013	TIF Lents	(1.62)	Neighborhood Housing	Loan repayments	NON-PROGRAM	NON-PROGRAM	106375
3700033521	5/7/2013	TIF Lents	(63.34)	Neighborhood Housing	Interest Income	NON-PROGRAM	NON-PROGRAM	106375
5200007809	5/9/2013	TIF Lents	(8,488.00)	Housing Finance	Loan repayments	NON-PROGRAM	NON-PROGRAM	106929-11
5200007809	5/10/2013	TIF Lents	(70.22)	Neighborhood Housing	Loan repayments	NON-PROGRAM	NON-PROGRAM	104453
5200007809	5/10/2013	TIF Lents	(0.15)	Neighborhood Housing	Loan repayments	NON-PROGRAM	NON-PROGRAM	104453
5200007809	5/10/2013	TIF Lents	(18.56)	Neighborhood Housing	Loan repayments	NON-PROGRAM	NON-PROGRAM	104894
5200007809	5/10/2013	TIF Lents	(2.12)	Neighborhood Housing	Loan repayments	NON-PROGRAM	NON-PROGRAM	104894
5200007809	5/10/2013	TIF Lents	(66.63)	Neighborhood Housing	Interest Income	NON-PROGRAM	NON-PROGRAM	104453
5200007809	5/10/2013	TIF Lents	(24.32)	Neighborhood Housing	Interest Income	NON-PROGRAM	NON-PROGRAM	104894
3700034177	5/30/2013	TIF Lents	(250.00)	Neighborhood Housing	Service fee	NON-PROGRAM	NON-PROGRAM	106179
		TIF Lents Total	(9,220.00)					
5200007766	5/2/2013	TIF North Macadam	(1,614.05)	Housing Finance	Loan repayments	NON-PROGRAM	NON-PROGRAM	107397-12
5200007766	5/2/2013	TIF North Macadam	(1,305.95)	Housing Finance	Interest Income	NON-PROGRAM	NON-PROGRAM	107397-12
		TIF North Macadam Total	(2,920.00)					
3700033399	5/2/2013	TIF River District	(2,207.96)	Housing Finance	Loan repayments	NON-PROGRAM	NON-PROGRAM	38387-04
3700033399	5/2/2013	TIF River District	(3,914.92)	Housing Finance	Interest Income	NON-PROGRAM	NON-PROGRAM	38387-04
3700033521	5/7/2013	TIF River District	(13,861.08)	Neighborhood Housing	Loan repayments	NON-PROGRAM	NON-PROGRAM	38208-00
3700033521	5/7/2013	TIF River District	(10,384.02)	Neighborhood Housing	Interest Income	NON-PROGRAM	NON-PROGRAM	38208-00
		TIF River District Total	(30,367.98)					
3700033521	5/7/2013	TIF South Park Block	(126.31)	Neighborhood Housing	Loan repayments	NON-PROGRAM	NON-PROGRAM	100552-11
3700033521	5/7/2013	TIF South Park Block	(13.13)	Neighborhood Housing	Loan repayments	NON-PROGRAM	NON-PROGRAM	100552-11
3700033521	5/7/2013	TIF South Park Block	(60.56)	Neighborhood Housing	Interest Income	NON-PROGRAM	NON-PROGRAM	100552-11
5200007803	5/9/2013	TIF South Park Block	(3,121.41)	Housing Finance	Loan repayments	NON-PROGRAM	NON-PROGRAM	38105-99
5200007803	5/9/2013	TIF South Park Block	(2,128.59)	Housing Finance	Interest Income	NON-PROGRAM	NON-PROGRAM	38105-99
5200007809	5/10/2013	TIF South Park Block	(93.91)	Neighborhood Housing	Loan repayments	NON-PROGRAM	NON-PROGRAM	100544-12
5200007809	5/10/2013	TIF South Park Block	(190.86)	Neighborhood Housing	Loan repayments	NON-PROGRAM	NON-PROGRAM	100711-11
5200007809	5/10/2013	TIF South Park Block	(51.46)	Neighborhood Housing	Interest Income	NON-PROGRAM	NON-PROGRAM	100544-12
5200007809	5/10/2013	TIF South Park Block	(90.90)	Neighborhood Housing	Interest Income	NON-PROGRAM	NON-PROGRAM	100711-11
		TIF South Park Block Total	(5,877.13)					
		Grand Total	(379,234.46)					

PHB-PDC IGA Billing
Direct Personal Services Summary

Cost Element Text (All)

Fund Name	Project	Project Name	Employee Name	Values	
				Hours	Amount
TIF-CES	H37914	Housing Policy & Planning	Kim McCarty	9.87	482.01
	H37914 Total			9.87	482.01
TIF-CES Total				9.87	482.01
TIF-ConvCtr	H37914	Housing Policy & Planning	David Sheern	18.40	854.97
	H37914 Total			18.40	854.97
	H89030	Affordable Rental Housing	Barbara Shaw	4.76	247.45
			John Marshall	7.52	402.10
			Karl Dinkelspiel	52.08	2,560.72
	H89030 Total			64.36	3,210.27
	H80003	Lloyd Cascadian Phase II	Karl Dinkelspiel	1.70	82.96
	H80003 Total			1.70	82.96
TIF-ConvCtr Total				84.46	4,148.20
TIF-DTWF	H89030	Affordable Rental Housing	Karl Dinkelspiel	10.06	501.85
	H89030 Total			10.06	501.85
TIF-DTWF Total				10.06	501.85
TIF-Gateway	H37914	Housing Policy & Planning	David Sheern	36.80	1,709.93
	H37914 Total			36.80	1,709.93
	H89030	Affordable Rental Housing	John Marshall	15.04	804.22
			Karl Dinkelspiel	25.15	1,254.50
			Kathryn Romero	8.14	397.94
			Nathaniel McCoy	1.76	80.87
	H89030 Total			50.09	2,537.53
	H89034	Gateway Glisan	Karl Dinkelspiel	6.60	321.36
			Kathryn Romero	-0.38	(20.06)
			Nathaniel McCoy	49.25	2,410.08
	H89034 Total			55.47	2,711.38
	H20017	Ventura Park - Habitat	Nathaniel McCoy	23.50	1,159.32
	H20017 Total			23.50	1,159.32
TIF-Gateway Total				165.86	8,118.16
TIF-Interstate	H20027	PCRI Scattered Sites - FY10 NOFA	Michael Prothe	43.70	2,336.46
	H20027 Total			43.70	2,336.46
	H34606	Killingsworth Block	Karl Dinkelspiel	8.50	414.80
	H34606 Total			8.50	414.80
	H37914	Housing Policy & Planning	David Sheern	36.80	1,709.93
	H37914 Total			36.80	1,709.93
	H89030	Affordable Rental Housing	Barbara Shaw	0.38	18.28
			Karl Dinkelspiel	5.03	250.88
			Kathryn Romero	5.43	265.33
			Michael Prothe	6.90	350.26
			Nathaniel McCoy	0.88	40.44
			Mary Welch	9.30	310.09
			Siobain Beddow	7.33	395.53
	H89030 Total			35.25	1,630.81
	H89035	Homeowner Access & Retention	Constance Buckley	85.02	3,558.58
			Kathy Milliken	14.36	644.00
			Philip Willis-Conger	32.69	1,454.36
			Beverly Keagbine	31.58	1,023.42
	H89035 Total			163.65	6,680.36
	H20041	Lifeworks NW - Home Forward	Barbara Shaw	82.80	4,085.47
			Kathryn Romero	29.37	1,382.38
			Marlo Medellin	29.30	1,497.04
	H20041 Total			141.47	6,964.89
	H19032	King Parks Affordable Housing	Karl Dinkelspiel	17.20	890.61
			Kathryn Romero	29.31	1,556.67
			Marlo Medellin	1.00	53.00

PHB-PDC IGA Billing
Direct Personal Services Summary

Fund Name	Project	Project Name	Employee Name	Hours	Amount
	H19032 Total			47.51	2,500.28
	H20028	Loan Servicing / Asset Management Next Generation	Kathryn Romero	1.63	75.47
			Beverly Keagbine	0.15	5.45
	H20028 Total			1.78	80.92
	H89010	Home Repair Projects	Constance Buckley	22.60	1,271.60
			Philip Willis-Conger	6.85	352.22
			Beverly Keagbine	7.80	281.47
	H89010 Total			37.25	1,905.29
	H89020	Homebuyer Assistance	Constance Buckley	4.80	280.46
			Beverly Keagbine	10.50	379.52
	H89020 Total			15.30	659.98
	H20046	Beech Street Apartments	Barbara Shaw	73.60	3,631.57
			Kathryn Romero	29.19	1,355.12
	H20046 Total			102.79	4,986.69
	H20048	YWCA Properties	Karl Dinkelspiel	-1.20	(63.01)
	H20048 Total			-1.20	(63.01)
TIF Interstate Total				632.80	29,807.40
TIF Lents	H37914	Housing Policy & Planning	David Sheern	36.80	1,709.93
	H37914 Total			36.80	1,709.93
	H89030	Affordable Rental Housing	Michael Prothe	4.60	233.53
			Nathaniel McCoy	1.76	80.87
			Mary Welch	9.30	310.09
			Siobain Beddow	7.33	395.53
	H89030 Total			22.99	1,020.02
	H89035	Homeowner Access & Retention	Constance Buckley	127.52	5,337.16
			Kathy Milliken	14.36	644.00
			Philip Willis-Conger	32.69	1,454.36
			Beverly Keagbine	31.58	1,023.42
	H89035 Total			206.15	8,458.94
	H20028	Loan Servicing / Asset Management Next Generation	Beverly Keagbine	0.15	5.45
	H20028 Total			0.15	5.45
	H89010	Home Repair Projects	Kathy Milliken	-5.91	(287.28)
			Philip Willis-Conger	6.85	352.22
			Beverly Keagbine	-0.90	(30.43)
	H89010 Total			0.04	34.51
	H89020	Homebuyer Assistance	Kathy Milliken	7.09	345.06
			Beverly Keagbine	0.60	23.62
	H89020 Total			7.69	368.68
	H20023	Holgate House/Kah San Chako Haws - NAYA	Marlo Medellin	10.81	552.48
	H20023 Total			10.81	552.48
	H33441	Dahila Commons Homeowner	Karl Dinkelspiel	1.00	52.52
	H33441 Total			1.00	52.52
TIF Lents Total				285.63	12,202.53
TIF Nmac	H10543	Affordable Veterans Housing	Marlo Medellin	13.98	698.77
	H10543 Total			13.98	698.77
	H37914	Housing Policy & Planning	Kim McCarty	30.86	1,499.17
	H37914 Total			30.86	1,499.17
	H89030	Affordable Rental Housing	Barbara Shaw	1.90	91.37
			Marlo Medellin	16.98	838.96
	H89030 Total			18.88	930.33
	H20028	Loan Servicing / Asset Management Next Generation	Marlo Medellin	4.16	202.81
	H20028 Total			4.16	202.81
TIF Nmac Total				67.88	3,331.08
TIF RiverDist	H37914	Housing Policy & Planning	Kim McCarty	61.21	2,951.98
	H37914 Total			61.21	2,951.98
	H80036	Yards At Union Station	Marlo Medellin	12.61	642.28
	H80036 Total			12.61	642.28
	H89030	Affordable Rental Housing	Barbara Shaw	4.30	213.47

PHB-PDC IGA Billing
Direct Personal Services Summary

Fund Name	Project	Project Name	Employee Name	Hours	Amount
TIF-RiverDist	H89030	Affordable Rental Housing	Karl Dinkelspiel	12.06	606.88
			Kathryn Romero	8.14	397.94
			Michael Prothe	2.31	116.79
			Nathaniel McCoy	2.64	121.35
			Siobain Beddow	36.59	1,977.74
			H89030 Total	66.04	3,434.17
H20028	Loan Servicing / Asset Management Next Generation	Kathryn Romero	3.66	169.81	
H20028 Total			3.66	169.81	
H20050	EricksonFritz-IHI	John Marshall	15.30	795.46	
		Karl Dinkelspiel	3.40	165.93	
		Kathryn Romero	2.44	113.20	
		H20050 Total	21.14	1,074.59	
TIF-RiverDist Total			164.66	8,272.83	
TIF-SPB	H37914	Housing Policy & Planning	Kim McCarty	26.41	1,275.82
	H37914 Total			26.41	1,275.82
H89030	Affordable Rental Housing	Barbara Shaw	0.76	36.55	
		John Marshall	7.52	402.10	
		Kathryn Romero	2.73	132.63	
		Marlo Medellin	16.98	838.96	
		Michael Prothe	9.19	467.03	
		Mary Welch	9.30	310.10	
		Siobain Beddow	21.97	1,186.63	
		H89030 Total	68.45	3,374.00	
H20036	1200 Tower Preservation	Michael Prothe	16.20	826.10	
H20036 Total			16.20	826.10	
H12027	Jefferson West Apartments	Barbara Shaw	13.60	663.71	
H12027 Total			13.60	663.71	
H20028	Loan Servicing / Asset Management Next Generation	Kathryn Romero	0.81	37.73	
		Marlo Medellin	3.74	182.52	
		H20028 Total	4.55	220.25	
H20037	Lex Apts / Park Tower Preservation	Michael Prothe	39.25	2,048.82	
H20037 Total			39.25	2,048.82	
H20048	YWCA Properties	Karl Dinkelspiel	7.90	395.95	
H20048 Total			7.90	395.95	
TIF-SPB Total			176.36	8,804.65	
Grand Total			1,597.58	75,668.71	

PHB-PDC IGA Billing
Indirect Personal Services Summary

Fund Name	Employee Name	Hours	Salary & Benefits
TIF	Alice Williams	55.21	1,967.87
	Amy Edwards	76.78	3,858.43
	Andrea Matthiessen	25.65	1,314.33
	Anna Benson	64.33	3,084.46
	Anna Shook	46.01	2,173.04
	Antoinette Pietka	46.00	2,399.77
	Benjamin Yeager	36.76	1,343.30
	Charlie Chau	53.40	2,303.29
	Daniel Ledezma	64.40	3,432.67
	Donna Lewis	55.21	1,571.36
	Dorothea Van Bockel	18.74	797.38
	Jacob Fox	101.20	6,615.33
	Javier Mena	55.84	2,833.76
	Jaymee Cuti	64.40	2,625.25
	Kathleen Allen	64.80	3,744.55
	Kathy Anderson Peoples	44.49	1,866.19
	Leslie Goodlow	55.20	2,947.01
	Letimya Clayton	63.70	3,092.91
	Liam Frost	24.02	442.67
	Lisa Oreskovich	64.40	2,078.82
	Louise Glur	53.41	2,736.93
	Lynnette Jackson	56.11	2,297.00
	Marilyn Hurtley	9.20	312.99
	Mary Welch	74.40	2,479.00
	Michael Johnson	64.41	3,951.67
	Paul Stewart	64.40	3,241.28
	Piset Sao	64.41	2,114.12
	Sharon Johnson	9.32	347.74
	Siobain Beddow	16.18	813.29
	Stella Martinez	36.80	1,750.39
	Thaooanh Doan	59.07	2,586.39
	Traci Manning	101.20	7,546.34
Grand Total		1,689.45	80,669.53

PHB-PDC IGA Billing
Indirect Cost Allocation Worksheet

Direct Personnel Services Expenses This Period	75,668.71
Indirect Personnel Services Expenses This Period	80,669.53
General Fund Overhead Charged To TIF This Period	48,686.25
Indirect Support Costs Billable This Period*	56,940.70

	Direct Personal Services This Period	% Of Total	Indirect Personnel Svcs Costs By URA	General Fund Overhead Costs By URA	Indirect Support Costs By URA*
Central Eastside	482.01	0.6%	517.30	312.20	365.13
Convention Center	4,148.20	5.5%	4,451.87	2,686.83	3,142.36
Downtown Waterfront	-	0.0%	-	-	-
Gateway	8,118.16	10.8%	8,712.46	5,258.21	6,149.70
Interstate	29,807.40	39.7%	31,989.48	19,306.52	22,579.82
Lents	12,202.53	16.2%	13,095.83	7,903.69	9,243.71
North Macadam	3,331.08	4.4%	3,574.94	2,157.57	2,523.37
River District	8,272.83	11.0%	8,878.45	5,358.39	6,266.87
South Park Blocks	8,804.65	11.7%	9,449.20	5,702.85	6,669.73
Total	75,166.86		80,669.53	48,686.26	56,940.69

*Calculated at 75.25% (HUD-approved indirect cost rate for PHB) of direct personal services

