


PHB-PDC Intergovernmental Agreement Invoice  
FY 2012-13

Date: 4/9/2013


Senior Financial Analyst: Paul Stewart

Prepared and Reviewed: 


Principal Financial Analyst: Mike Johnson

Reviewed and Approved: 

Bureau Operations Mgr: Leslie Goodlow

Reviewed and Approved: 

Bureau Director: Traci Manning

Reviewed and Approved: 





CITY OF  
**PORTLAND, OREGON**  
PORTLAND HOUSING BUREAU

Charlie Hales, Mayor  
Traci Manning, Director  
421 SW 6th Avenue, Suite 500  
Portland OR 97204  
(503) 823-2375  
Fax (503) 823-2387

**FORM OF CERTIFICATION**

Contract #: 32002714 Invoice Period: March 2012 Invoice #: \_\_\_\_\_

<b>Organization:</b> Portland Housing Bureau	<b>Total Contract:</b> \$42,228,095
<b>Mailing Address:</b> 421 SW 6th Ave, Suite 500 Portland, OR 97204	
<b>Contact Name/</b> Mike Johnson	
<b>Title:</b> Principal Financial Analyst	
<b>Phone/Fax:</b> 503-823-4176	

Activity	Budget	Billed Activity This Period	Billed Activity YTD	Balance From Budget
Personal Services & Indirect	\$3,352,885	\$709,880.45	\$2,112,430.22	\$1,240,454.78
External M&S, Capital & Financial Assistance	\$38,875,210	\$533,595.13	\$13,978,530.36	\$24,896,679.64
Expenses Applied To Program Income	\$0	(\$306,827.73)	(\$7,802,339.59)	N/A
<b>Total</b>	<b>\$42,228,095</b>	<b>\$936,647.85</b>	<b>\$8,288,620.99</b>	<b>\$33,939,474.01</b>

<b>Total Amount Requested:</b>	<i>Taxable</i>	\$0.00	<i>Non-taxable</i>	\$936,647.85
<b>Total Balance:</b>		\$33,939,474.01		

**Bureau Director's Certification**

The undersigned certifies the following:

1. The Bureau has incurred capital project and administrative expenses, for which it now requests reimbursement from the urban renewal line of credit and/or taxable bond proceeds.
2. The incurred expenses are tax increment financing (TIF) eligible under ORS 457 to be paid for with bond proceeds of urban renewal areas.
3. If applicable, the incurred expenses are eligible to be paid for with tax-exempt bond proceeds.
4. Payments in the amount of the requested reimbursement have previously been disbursed.
5. A list of projects and amounts for which the funds were expended has been attached, along with supporting documentation.
6. All documents supporting this reimbursement will be retained by the PHB for the life of the bonds, and any refinancing used to repay the bonds, plus three years.
7. These expenditures are subject to future audit.

Signature \_\_\_\_\_

**Traci Manning, Director**

Print Name \_\_\_\_\_

**FOR OFFICE USE ONLY**

I have received this information and have forwarded the invoice for processing.

Contract Manager \_\_\_\_\_

Date Sent to Accounting \_\_\_\_\_





CITY OF  
**PORTLAND, OREGON**  
PORTLAND HOUSING BUREAU

Charlie Hales, Mayor  
Traci Manning, Director  
421 SW 6th Avenue, Suite 500  
Portland OR 97204  
(503) 823-2375  
Fax (503) 823-2387

**FORM OF CERTIFICATION**

Contract #: 32002714 Invoice Period: March 2013 Invoice #: 10120021

<b>Organization:</b>	Portland Housing Bureau	<b>Total Contract:</b>	\$42,228,095
<b>Mailing Address:</b>	421 SW 6th Ave, Suite 500 Portland, OR 97204		
<b>Contact Name/</b>	Mike Johnson		
<b>Title:</b>	Principal Financial Analyst		
<b>Phone/Fax:</b>	503-823-4176		

Activity	Budget	Billed Activity This Period	Billed Activity YTD	Balance From Budget
Personal Services & Indirect	\$3,352,885	\$709,880.45	\$2,112,430.22	\$1,240,454.78
External M&S, Capital & Financial Assistance	\$38,875,210	\$532,990.91	\$13,977,926.14	\$24,897,283.86
Expenses Applied To Program Income	\$0	(\$306,827.73)	(\$7,802,339.59)	N/A
<b>Total</b>	<b>\$42,228,095</b>	<b>\$936,043.63</b>	<b>\$8,288,016.77</b>	<b>\$33,940,078.23</b>

**Total Amount Requested:** Taxable \$0.00 Non-taxable \$936,043.63

**Total Balance:** \$33,940,078.23

**Bureau Director's Certification**

The undersigned certifies the following:

1. The Bureau has incurred capital project and administrative expenses, for which it now requests reimbursement from the urban renewal line of credit and/or taxable bond proceeds.
2. The incurred expenses are tax increment financing (TIF) eligible under ORS 457 to be paid for with bond proceeds of urban renewal areas.
3. If applicable, the incurred expenses are eligible to be paid for with tax-exempt bond proceeds.
4. Payments in the amount of the requested reimbursement have previously been disbursed.
5. A list of projects and amounts for which the funds were expended has been attached, along with supporting documentation.
6. All documents supporting this reimbursement will be retained by the PHB for the life of the bonds, and any refinancing used to repay the bonds, plus three years.
7. These expenditures are subject to future audit.

Signature

**Traci Manning, Director**

Print Name

**FOR OFFICE USE ONLY**

I have received this information and have forwarded the invoice for processing.

Contract Manager

Date Sent to Accounting



PHB-PDC IA Billing  
URA Activity Summary

	Program Income		Direct Expense				Indirect Expense				Billing Summary		PI Balance Remaining
	Starting Balance	Current Activity	External M&S	Personnel Services	Personnel Services	General Fund Overhead	General Fund Overhead Retro	Support Cost	Tax Increment Billed	Expense Applied to PI			
Central Eastside	-	(268.20)	-	391.13	430.79	275.42	6,891.04	295.88	8,016.06	268.20	-		
Convention Center	-	(5,206.19)	604.22	3,663.28	4,034.71	2,579.54	31,288.01	2,771.18	39,734.75	5,206.19	-		
Downtown Waterfront	(1,073,662.66)	(60,734.23)	-	365.23	-	-	-	-	-	365.23	(1,134,031.66)		
Gateway	-	-	(3,212.26)	6,414.66	7,065.07	4,516.96	54,363.25	4,852.53	74,000.21	-	-		
Interstate	-	(25,795.80)	174,035.25	23,058.43	25,396.41	16,236.88	95,562.14	17,443.13	325,936.44	25,795.80	-		
Lents	-	(53,250.76)	97,039.17	11,519.82	12,687.86	8,111.82	90,321.97	8,714.46	175,144.34	53,250.76	-		
North Macadam	-	(2,920.00)	-	4,367.78	4,810.65	3,075.63	37,021.21	3,304.12	49,659.39	2,920.00	-		
River District	(57,660.44)	(155,483.98)	264,485.54	11,895.65	13,101.79	8,376.47	74,939.60	8,998.76	168,653.39	213,144.42	-		
South Park Blocks	-	(5,877.13)	38.99	7,829.92	8,623.82	5,513.53	72,846.78	5,923.14	94,899.05	5,877.13	-		
<b>Total</b>	<b>(1,131,323.10)</b>	<b>(309,536.29)</b>	<b>532,990.91</b>	<b>69,505.90</b>	<b>76,151.10</b>	<b>48,686.25</b>	<b>463,234.00</b>	<b>52,303.20</b>	<b>936,043.63</b>	<b>306,827.73</b>	<b>(1,134,031.66)</b>		





PHB-PDC IGA Billing  
Direct Personal Services Summary

Cost Element Text (All)

Fund Name	Project	Project Name	Employee Name	Values	
				Hours	Amount
TIF-CES	H37914	Housing Policy & Planning	Kim McCarty	6.89	391.13
	<b>H37914 Total</b>			<b>6.89</b>	<b>391.13</b>
<b>TIF-CES Total</b>				<b>6.89</b>	<b>391.13</b>
TIF-ConvCtr	H37914	Housing Policy & Planning	David Sheern	16.80	906.03
	<b>H37914 Total</b>			<b>16.80</b>	<b>906.03</b>
	H89030	Affordable Rental Housing	Barbara Shaw	13.24	716.87
			John Marshall	4.88	274.09
			Kari Hernandez	10.12	452.31
			Karl Dinkelspiel	24.74	1,304.68
	<b>H89030 Total</b>			<b>52.98</b>	<b>2,747.95</b>
	H20028	Loan Servicing / Asset Management Next Generation	Kari Hernandez	0.22	9.30
	<b>H20028 Total</b>			<b>0.22</b>	<b>9.30</b>
<b>TIF-ConvCtr Total</b>				<b>70.00</b>	<b>3,663.28</b>
TIF-DTWF	H89030	Affordable Rental Housing	Karl Dinkelspiel	6.88	365.23
	<b>H89030 Total</b>			<b>6.88</b>	<b>365.23</b>
<b>TIF-DTWF Total</b>				<b>6.88</b>	<b>365.23</b>
TIF-Gateway	H37914	Housing Policy & Planning	David Sheern	33.60	1,811.74
	<b>H37914 Total</b>			<b>33.60</b>	<b>1,811.74</b>
	H89030	Affordable Rental Housing	John Marshall	9.76	547.75
			Karl Dinkelspiel	17.20	912.97
			Kathryn Romero	6.71	358.28
			Nathaniel McCoy	4.53	244.69
	<b>H89030 Total</b>			<b>38.20</b>	<b>2,063.69</b>
	H89034	Gateway Glisan	Karl Dinkelspiel	-0.60	(31.49)
			Nathaniel McCoy	30.10	1,622.16
	<b>H89034 Total</b>			<b>29.50</b>	<b>1,590.67</b>
	H20017	Ventura Park - Habitat	Nathaniel McCoy	17.60	948.56
	<b>H20017 Total</b>			<b>17.60</b>	<b>948.56</b>
<b>TIF-Gateway Total</b>				<b>118.90</b>	<b>6,414.66</b>
TIF-Interstate	H20027	PCRI Scattered Sites - FY10 NOFA	Michael Prothe	30.40	1,796.60
	<b>H20027 Total</b>			<b>30.40</b>	<b>1,796.60</b>
	H34606	Killingsworth Block	Kari Hernandez	36.28	1,489.01
	<b>H34606 Total</b>			<b>36.28</b>	<b>1,489.01</b>
	H37914	Housing Policy & Planning	David Sheern	33.60	1,811.74
	<b>H37914 Total</b>			<b>33.60</b>	<b>1,811.74</b>
	H89030	Affordable Rental Housing	Barbara Shaw	4.02	214.75
			Kari Hernandez	10.10	452.28
			Karl Dinkelspiel	3.44	182.66
			Kathryn Romero	4.46	238.94
			Michael Prothe	4.12	243.75
			Nathaniel McCoy	2.28	122.27
			Mary Welch	8.00	268.53
			Siobain Beddow	5.64	315.81
	<b>H89030 Total</b>			<b>42.06</b>	<b>2,038.99</b>
	H89035	Homeowner Access & Retention	Constance Buckley	2.68	130.90
			Kathy Milliken	1.42	70.64
			Philip Willis-Conger	27.06	1,468.20
			Beverly Keagbine	13.08	467.72
	<b>H89035 Total</b>			<b>44.24</b>	<b>2,137.46</b>
	H20041	Lifeworks NW - Home Forward	Barbara Shaw	48.80	2,679.24
			John Marshall	4.40	246.48
			Kathryn Romero	16.06	859.24
			Marlo Medellin	24.23	1,271.77
	<b>H20041 Total</b>			<b>93.49</b>	<b>5,056.73</b>
	H19032	King Parks Affordable Housing	Karl Dinkelspiel	21.20	1,099.89

PHB-PDC IGA Billing  
Direct Personal Services Summary

Fund Name	Project	Project Name	Employee Name	Hours	Amount
	H19032	King Parks Affordable Housing	Marlo Medellin	5.67	297.42
	<b>H19032 Total</b>			<b>26.87</b>	<b>1,397.31</b>
	H20028	Loan Servicing / Asset Management Next Generation	Kari Hernandez	0.22	9.30
			Kathryn Romero	0.44	23.42
			Beverly Keagbine	0.82	29.51
	<b>H20028 Total</b>			<b>1.48</b>	<b>62.23</b>
	H89010	Home Repair Projects	Constance Buckley	28.60	1,392.14
			Philip Willis-Conger	10.90	598.80
			Beverly Keagbine	12.20	435.90
	<b>H89010 Total</b>			<b>51.70</b>	<b>2,426.84</b>
	H89020	Homebuyer Assistance	Constance Buckley	22.00	1,070.91
			Beverly Keagbine	16.70	594.12
	<b>H89020 Total</b>			<b>38.70</b>	<b>1,665.03</b>
	H20046	Beech Street Apartments	Barbara Shaw	28.80	1,598.37
			Kathryn Romero	29.50	1,578.12
	<b>H20046 Total</b>			<b>58.30</b>	<b>3,176.49</b>
<b>TIF Interstate Total</b>				<b>457.12</b>	<b>23,058.43</b>
TIF Lents	H37914	Housing Policy & Planning	David Sheern	33.60	1,811.74
	<b>H37914 Total</b>			<b>33.60</b>	<b>1,811.74</b>
	H89030	Affordable Rental Housing	Kari Hernandez	10.10	452.28
			Michael Prothe	2.75	162.58
			Nathaniel McCoy	4.53	244.69
			Mary Welch	8.00	268.53
			Siobain Beddow	5.64	315.81
	<b>H89030 Total</b>			<b>31.02</b>	<b>1,443.89</b>
	H89035	Homeowner Access & Retention	Constance Buckley	4.02	196.14
			Kathy Milliken	1.42	70.64
			Philip Willis-Conger	27.06	1,468.20
			Beverly Keagbine	13.08	467.72
	<b>H89035 Total</b>			<b>45.58</b>	<b>2,202.70</b>
	H20028	Loan Servicing / Asset Management Next Generation	Kari Hernandez	0.79	32.78
			Beverly Keagbine	0.55	19.70
	<b>H20028 Total</b>			<b>1.34</b>	<b>52.48</b>
	H89010	Home Repair Projects	Kathy Milliken	24.91	1,211.22
			Philip Willis-Conger	10.90	598.80
			Beverly Keagbine	7.15	256.49
	<b>H89010 Total</b>			<b>42.96</b>	<b>2,066.51</b>
	H89020	Homebuyer Assistance	Kathy Milliken	46.72	2,272.12
			Beverly Keagbine	17.40	620.11
	<b>H89020 Total</b>			<b>64.12</b>	<b>2,892.23</b>
	H20023	Holgate House/Kah San Chako Haws - NAYA	Marlo Medellin	20.01	1,050.27
	<b>H20023 Total</b>			<b>20.01</b>	<b>1,050.27</b>
<b>TIF Lents Total</b>				<b>238.63</b>	<b>11,519.82</b>
TIF-Nmac	H10543	Affordable Veterans Housing	Marlo Medellin	13.22	694.56
	<b>H10543 Total</b>			<b>13.22</b>	<b>694.56</b>
	H37914	Housing Policy & Planning	Kim McCarty	35.37	2,007.83
	<b>H37914 Total</b>			<b>35.37</b>	<b>2,007.83</b>
	H89030	Affordable Rental Housing	Barbara Shaw	20.10	1,073.62
			Marlo Medellin	11.27	591.77
	<b>H89030 Total</b>			<b>31.37</b>	<b>1,665.39</b>
<b>TIF-Nmac Total</b>				<b>79.96</b>	<b>4,367.78</b>
TIF-RiverDist	H37914	Housing Policy & Planning	Kim McCarty	75.17	4,267.32
	<b>H37914 Total</b>			<b>75.17</b>	<b>4,267.32</b>
	H37938	Blanchet House Redevelopment	Marlo Medellin	7.43	390.61
	<b>H37938 Total</b>			<b>7.43</b>	<b>390.61</b>
	H80036	Yards At Union Station	Kathryn Romero	-0.38	(20.05)
			Marlo Medellin	18.89	991.97
	<b>H80036 Total</b>			<b>18.51</b>	<b>971.92</b>

PHB-PDC IGA Billing  
Direct Personal Services Summary

Fund Name	Project	Project Name	Employee Name	Hours	Amount
	H89030	Affordable Rental Housing	Barbara Shaw	25.30	1,361.10
			Kari Hernandez	10.12	452.31
			Karl Dinkelspiel	38.58	2,024.13
			Kathryn Romero	6.71	358.28
			Michael Prothe	1.37	81.24
			Nathaniel McCoy	6.81	366.83
			Siobain Beddow	28.10	1,579.18
	H89030 Total			116.99	6,223.07
	H20028	Loan Servicing / Asset Management Next Generation	Kari Hernandez	0.22	9.30
			Kathryn Romero	0.62	33.43
	H20028 Total			0.84	42.73
TIF-RiverDist Total				218.94	11,895.65
TIF-SPB	H37914	Housing Policy & Planning	Kim McCarty	12.25	695.09
	H37914 Total			12.25	695.09
	H89030	Affordable Rental Housing	Barbara Shaw	8.04	429.39
			John Marshall	4.88	274.09
			Kari Hernandez	10.12	452.31
			Karl Dinkelspiel	14.00	732.95
			Kathryn Romero	2.24	119.41
			Marlo Medellin	11.27	591.77
			Michael Prothe	5.50	325.07
			Mary Welch	8.00	268.53
			Siobain Beddow	16.90	947.69
	H89030 Total			80.95	4,141.21
	H20036	1200 Tower Preservation	Michael Prothe	18.60	1,099.24
	H20036 Total			18.60	1,099.24
	H12027	Jefferson West Apartments	Barbara Shaw	-0.40	(21.09)
			Marlo Medellin	2.23	116.86
	H12027 Total			1.83	95.77
	H20028	Loan Servicing / Asset Management Next Generation	Kari Hernandez	0.25	10.32
			Kathryn Romero	0.22	11.71
	H20028 Total			0.47	22.03
	H20037	Lex Apts / Park Tower Preservation	Kari Hernandez	-0.20	(8.18)
			Michael Prothe	30.20	1,784.76
	H20037 Total			30.00	1,776.58
TIF-SPB Total				144.10	7,829.92
Grand Total				1,341.42	69,505.90



PHB-PDC IGA Billing  
Direct Expenses - Capital Financial Assistance

RefDocNo	FM psts d.	Fund name	Pymt Bdg't	Funds center name	Cl text	Funded Program	Description of Funded Program	Val-type text	Text
5000244305	3/5/2013	TIF Convention Cnt	526.85	Housing Finance	Other Misc. Services	H80002	2nd & Wasco Disposition Management	Invoices	
5000244305	3/5/2013	TIF Convention Cnt	77.37	Housing Finance	Other Misc. Services	H80003	Lloyd Cascadian Disposition Management	Invoices	
		<b>TIF Convention Cnt Total</b>	<b>604.22</b>						
1900081555	3/4/2013	TIF Gateway	28.81	Housing Finance	Local Mileage	H20017	Ventura Park Affordable Housing	Invoices	
1900081555	3/4/2013	TIF Gateway	25.43	Housing Finance	Local Mileage	H89034	Gilean Commons - Human Solutions	Invoices	
5000244305	3/5/2013	TIF Gateway	921.00	Housing Finance	Other Misc. Services	H89034	Gilean Commons - Human Solutions	Invoices	
5000245257	3/12/2013	TIF Gateway	(4,187.50)	Housing Finance	Legal	H89034	Gilean Commons - Human Solutions	Invoices	Refund
		<b>TIF Gateway Total</b>	<b>(3,212.26)</b>						
1900081555	3/4/2013	TIF Interstate	58.20	Housing Finance	Local Mileage	H89030	Affordable Rental Housing	Invoices	
1900081613	3/4/2013	TIF Interstate	27.97	Neighborhood Housing	Local Mileage	H89010	Home Repair Program	Invoices	
1900081613	3/4/2013	TIF Interstate	13.44	Neighborhood Housing	Local Mileage	H89020	Homebuyer Assistance Program	Invoices	
5000243936	3/4/2013	TIF Interstate	3,879.11	Neighborhood Housing	Outgoing Grant-Subre	NON-PROGRAM	NON-PROGRAM	Invoices	
5000243937	3/4/2013	TIF Interstate	9,057.18	Neighborhood Housing	Outgoing Grant-Subre	NON-PROGRAM	NON-PROGRAM	Invoices	
5000244195	3/5/2013	TIF Interstate	3,356.91	Neighborhood Housing	Outgoing Grant-Subre	NON-PROGRAM	NON-PROGRAM	Invoices	
5000244295	3/5/2013	TIF Interstate	171.00	Neighborhood Housing	Outgoing loan disb	H89010	Home Repair Program	Invoices	
5000244305	3/5/2013	TIF Interstate	61.00	Housing Finance	Other Misc. Services	H19032	King Parks Affordable Housing	Invoices	2150021
5000244305	3/5/2013	TIF Interstate	123.86	Housing Finance	Other Misc. Services	H80026	Grant Warehouse Redevelopment	Invoices	
5000246170	3/18/2013	TIF Interstate	5,540.85	Neighborhood Housing	Outgoing Grant-Subre	NON-PROGRAM	NON-PROGRAM	Invoices	
5000246197	3/20/2013	TIF Interstate	2,750.00	Neighborhood Housing	Outgoing loan disb	H89010	Home Repair Program	Invoices	2150021
5000246998	3/21/2013	TIF Interstate	36,000.00	Neighborhood Housing	Outgoing loan disb	H34606	Killingsworth Block Redevelopment	Invoices	107439
5000246999	3/21/2013	TIF Interstate	33,950.00	Neighborhood Housing	Outgoing loan disb	H34606	Killingsworth Block Redevelopment	Invoices	107441
5000247233	3/22/2013	TIF Interstate	36,500.00	Neighborhood Housing	Outgoing loan disb	H34606	Killingsworth Block Redevelopment	Invoices	107438
5000247439	3/25/2013	TIF Interstate	1,000.00	Neighborhood Housing	Out Grant Benef	H89020	Homebuyer Assistance Program	Invoices	2110011-A
5000247875	3/27/2013	TIF Interstate	2,905.10	Neighborhood Housing	Outgoing Grant-Subre	NON-PROGRAM	NON-PROGRAM	Invoices	
5000247880	3/27/2013	TIF Interstate	2,912.58	Neighborhood Housing	Outgoing Grant-Subre	NON-PROGRAM	NON-PROGRAM	Invoices	
5000247882	3/27/2013	TIF Interstate	5,449.21	Neighborhood Housing	Outgoing Grant-Subre	NON-PROGRAM	NON-PROGRAM	Invoices	
5000247883	3/27/2013	TIF Interstate	6,107.84	Neighborhood Housing	Outgoing Grant-Subre	NON-PROGRAM	NON-PROGRAM	Invoices	
5000247885	3/27/2013	TIF Interstate	171.00	Neighborhood Housing	Outgoing loan disb	H89010	Home Repair Program	Invoices	2150023
5000247966	3/27/2013	TIF Interstate	24,000.00	Neighborhood Housing	Outgoing loan disb	H89020	Homebuyer Assistance Program	Invoices	2110012
		<b>TIF Interstate Total</b>	<b>174,035.25</b>						
5000243936	3/4/2013	TIF Lents	4,061.86	Neighborhood Housing	Outgoing Grant-Subre	NON-PROGRAM	NON-PROGRAM	Invoices	
5000243967	3/4/2013	TIF Lents	1,587.00	Neighborhood Housing	Out Grant Benef	H89020	Homebuyer Assistance Program	Invoices	107358
5000244195	3/5/2013	TIF Lents	13,043.41	Neighborhood Housing	Outgoing Grant-Subre	NON-PROGRAM	NON-PROGRAM	Invoices	
5000245633	3/13/2013	TIF Lents	350.74	Neighborhood Housing	Out Grant Benef	H89020	Homebuyer Assistance Program	Invoices	2110010-A
5000245808	3/14/2013	TIF Lents	900.00	Neighborhood Housing	Out Grant Benef	H89020	Homebuyer Assistance Program	Invoices	107317
5000246010	3/15/2013	TIF Lents	26,788.41	Housing Finance	Outgoing loan disb	H20023	Kah San Chako Haws - NAYVA	Invoices	107341-12
5000246165	3/18/2013	TIF Lents	1,211.34	Neighborhood Housing	Out Grant Benef	H89020	Homebuyer Assistance Program	Invoices	2110005-A
5000246170	3/18/2013	TIF Lents	4,148.93	Neighborhood Housing	Outgoing Grant-Subre	NON-PROGRAM	NON-PROGRAM	Invoices	
1900083432	3/27/2013	TIF Lents	22.60	Housing Finance	Local Mileage	H20023	Kah San Chako Haws - NAYVA	Invoices	
5000247875	3/27/2013	TIF Lents	2,904.08	Neighborhood Housing	Outgoing Grant-Subre	NON-PROGRAM	NON-PROGRAM	Invoices	
5000247880	3/27/2013	TIF Lents	2,847.26	Neighborhood Housing	Outgoing Grant-Subre	NON-PROGRAM	NON-PROGRAM	Invoices	
5000247883	3/27/2013	TIF Lents	12,637.27	Neighborhood Housing	Outgoing Grant-Subre	NON-PROGRAM	NON-PROGRAM	Invoices	
5000247964	3/27/2013	TIF Lents	24,532.00	Neighborhood Housing	Outgoing loan disb	H89020	Homebuyer Assistance Program	Invoices	2110013
5000248158	3/29/2013	TIF Lents	2,004.27	Neighborhood Housing	Out Grant Benef	H89020	Homebuyer Assistance Program	Invoices	2110004-A
		<b>TIF Lents Total</b>	<b>97,039.17</b>						
5000244305	3/5/2013	TIF River District	380.35	Business Operations	Other Misc. Services	H20035	Property Management	Invoices	
5000244305	3/5/2013	TIF River District	1,416.13	Housing Finance	Other Misc. Services	H12030	Fairfield Apartments Redevelopment	Invoices	
5000244305	3/5/2013	TIF River District	348.66	Housing Finance	Other Misc. Services	H20042	Block U2 Remnant Parcel	Invoices	
5000244305	3/5/2013	TIF River District	404.32	Housing Finance	Other Misc. Services	H80036	Yards At Union Station Phase C	Invoices	
5000245070	3/11/2013	TIF River District	152,682.21	Housing Finance	Outgoing loan disb	H80036	Yards At Union Station Phase C	Invoices	
5000245070	3/11/2013	TIF River District	12,397.12	Housing Finance	Outgoing loan disb	H80036	Yards At Union Station Phase C	Invoices	
5000246278	3/18/2013	TIF River District	52.15	Housing Finance	Professional Svcs	H12030	Fairfield Apartments Redevelopment	Invoices	
5000246278	3/18/2013	TIF River District	454.85	Housing Finance	Professional Svcs	H12030	Fairfield Apartments Redevelopment	Invoices	
5000246279	3/18/2013	TIF River District	867.15	Housing Finance	Professional Svcs	H12030	Fairfield Apartments Redevelopment	Invoices	

Note: Transactions in italics are technical corrections that net to zero.

PHB-PDC IGA Billing  
Direct Expenses - Capital Financial Assistance

RefDocNo	FM ps&g d.	Fund name	Pynt Bdg	Funds center name	CI text	Funded Program	Description of Funded Program	Val/type text	Text
5000247494	3/26/2013	TIF River District	95,480.90	Housing Finance	Outgoing loan disb	H80036	Yards At Union Station Phase C	Invoices	107206-12
1900083432	3/27/2013	TIF River District	1.70	Housing Finance	Local Millage	H80036	Yards At Union Station Phase C	Invoices	
		<b>TIF River District Total</b>	<b>264,485.54</b>						
5000244305	3/5/2013	TIF South Park Block	38.99	Housing Finance	Other Misc. Services	H12027	Jefferson West Apartments Redevelopment	Invoices	
		<b>TIF South Park Block Total</b>	<b>38.99</b>						
		<b>Grand Total</b>	<b>532,990.91</b>						

Note: Transactions in italics are technical corrections that net to zero.

PHB-PDC IGA Billing  
Indirect Personal Services Summary

<b>Fund Name</b>	<b>Employee Name</b>	<b>Hours</b>	<b>Salary &amp; Benefits</b>
<b>TIF</b>	Alice Williams	50.40	2,060.15
	Amy Edwards	55.02	3,736.88
	Andrea Matthiessen	22.98	1,212.75
	Anna Benson	58.69	3,233.75
	Anna Shook	41.99	2,251.48
	Antoinette Pietka	39.00	2,237.67
	Benjamin Yeager	31.19	1,384.02
	Charlie Chau	50.41	2,556.57
	Daniel Ledezma	58.80	3,296.23
	Donna Lewis	50.40	1,648.81
	Dorothea Van Bockel	16.90	837.22
	Jacob Fox	58.80	4,147.28
	Javier Mena	50.20	3,026.59
	Jaymee Cuti	58.80	2,426.03
	Kathleen Allen	58.40	3,706.84
	Kathy Anderson Peoples	42.00	2,075.86
	Leslie Goodlow	50.40	3,068.30
	Letimya Clayton	57.40	3,189.77
	Liam Frost	51.40	933.94
	Lisa Oreskovich	58.80	2,456.27
	Louise Glur	50.15	2,838.09
	Lynnette Jackson	50.71	2,210.91
	Marilyn Hurtle	8.40	328.21
	Mary Welch	32.00	1,074.41
	Michael Johnson	58.80	3,917.83
	Paul Stewart	58.80	3,376.73
	Piset Sao	58.82	2,234.56
	Sharon Johnson	8.01	354.54
	Siobain Beddow	27.70	1,550.92
	Stella Martinez	33.60	1,694.40
	Thaooanh Doan	56.01	2,544.01
	Traci Manning	58.80	4,540.08
<b>Grand Total</b>		<b>1,463.78</b>	<b>76,151.10</b>





PHB-PDC IGA Billing  
Indirect Cost Allocation Worksheet

Direct Personnel Services Expenses This Period	69,505.90
Indirect Personnel Services Expenses This Period	76,151.10
General Fund Overhead Charged To TIF This Period	48,686.25
Indirect Support Costs Billable This Period*	52,303.19

	Direct Personal Services This Period	% Of Total	Indirect Personnel Svcs Costs By URA	General Fund Overhead Costs By URA	Indirect Support Costs By URA*	General Fund Overhead Costs By URA (Retroactive Billing)**
Central Eastside	391.13	0.6%	430.79	275.42	295.88	6,891.04
Convention Center	3,663.28	5.3%	4,034.71	2,579.54	2,771.18	31,288.01
Downtown Waterfront	-	0.0%	-	-	-	-
Gateway	6,414.66	9.3%	7,065.07	4,516.96	4,852.53	54,363.25
Interstate	23,058.43	33.4%	25,396.41	16,236.88	17,443.13	95,562.14
Lents	11,519.82	16.7%	12,687.86	8,111.82	8,714.46	90,321.97
North Macadam	4,367.78	6.3%	4,810.65	3,075.63	3,304.12	37,021.21
River District	11,895.65	17.2%	13,101.79	8,376.47	8,998.76	74,939.60
South Park Blocks	7,829.92	11.3%	8,623.82	5,513.53	5,923.14	72,846.78
<b>Total</b>	<b>69,140.67</b>		<b>76,151.10</b>	<b>48,686.25</b>	<b>52,303.20</b>	<b>463,234.00</b>

\*Calculated at 75.25% (HUD-approved indirect cost rate for PHB) of direct personal services

\*\*Includes City GF Overhead charges not allocated to URA's during FY 2011/12 and July 2012 through February 2013. See additional detail on separate worksheet



GF Overhead Allocated to TIF Sub-Funds (July 2012 - February 2013)

	Jul-11	Aug-11	Sep-11	Oct-11	Nov-11	Dec-11	Jan-12	Feb-12	Mar-12	Apr-12	May-12	Jun-12	FY12 Total
Central Eastside	116.87 1.9%	113.92 1.9%	103.93 1.7%	92.89 1.5%	118.60 1.9%	96.66 1.6%	129.30 2.1%	101.96 1.7%	94.39 1.5%	98.99 1.6%	66.53 1.1%	136.09 2.2%	1,270.13
Convention Center	357.48 5.8%	450.24 7.3%	47.19 0.8%	405.71 6.6%	399.77 6.5%	513.81 8.4%	314.11 5.1%	306.73 5.0%	330.99 5.4%	258.28 4.2%	408.75 6.7%	189.10 3.1%	3,982.16
Downtown Waterfront	- 0.0%	- 0.0%	- 0.0%	- 0.0%	- 0.0%	- 0.0%	- 0.0%	- 0.0%	- 0.0%	- 0.0%	- 0.0%	- 0.0%	-
Gateway	750.94 12.2%	365.21 5.9%	560.78 9.1%	480.26 7.8%	313.15 5.1%	487.56 7.9%	304.62 5.0%	388.38 6.3%	551.52 9.0%	501.71 8.2%	361.63 5.9%	433.89 7.1%	5,499.65
Interstate	1,046.89 17.0%	1,625.81 26.5%	1,404.27 22.9%	1,477.48 24.0%	1,658.03 27.0%	1,148.83 18.7%	1,757.85 28.6%	1,608.60 26.2%	1,716.93 27.9%	1,878.80 30.6%	1,667.11 27.1%	1,878.02 30.6%	18,868.62
Lents	1,483.79 24.1%	1,637.59 26.6%	2,120.85 34.5%	1,806.96 29.4%	1,476.32 24.0%	1,702.06 27.7%	1,394.17 22.7%	1,530.21 24.9%	1,485.50 24.2%	1,406.06 22.9%	1,680.44 27.3%	1,771.85 28.8%	19,495.80
North Macadam	490.50 8.0%	637.65 10.4%	301.92 4.9%	527.56 8.6%	587.03 9.6%	552.81 9.0%	670.42 10.9%	545.77 8.9%	616.21 10.0%	553.97 9.0%	635.74 10.3%	538.10 8.8%	6,657.68
River District	1,418.92 23.1%	997.85 16.2%	1,212.42 19.7%	988.65 16.1%	1,138.74 18.5%	1,255.06 20.4%	1,138.82 18.5%	1,201.44 19.6%	912.49 14.8%	839.38 13.7%	786.99 12.8%	711.95 11.6%	12,602.71
South Park Blocks	479.94 7.8%	317.06 5.2%	393.97 6.4%	365.82 6.0%	453.69 7.4%	388.54 6.3%	436.04 7.1%	462.24 7.5%	437.30 7.1%	608.14 9.9%	538.14 8.8%	486.37 7.9%	5,367.25
<b>Totals</b>	<b>6,145.33</b>	<b>6,145.33</b>	<b>6,145.33</b>	<b>6,145.33</b>	<b>6,145.33</b>	<b>6,145.33</b>	<b>6,145.33</b>	<b>6,145.33</b>	<b>6,145.33</b>	<b>6,145.33</b>	<b>6,145.33</b>	<b>6,145.37</b>	<b>73,744.00</b>

GF Overhead Allocated to TIF Sub-Funds (July 2012 - February 2013)

	Jul-12	Aug-12	Sep-12	Oct-12	Nov-12	Dec-12	Jan-13	Feb-13	FY13 YTD	Grand Total
Central Eastside	448.95 0.9%	498.87 1.0%	1,130.48 2.3%	1,290.60 2.7%	1,115.62 2.3%	353.23 0.7%	712.85 1.5%	70.31 0.1%	5,620.91	6,891.04
Convention Center	5,104.62 10.5%	1,725.50 3.5%	1,968.02 4.0%	2,512.92 5.2%	3,388.68 7.0%	3,485.05 7.2%	5,067.33 10.4%	4,053.73 8.3%	27,305.85	31,288.01
Downtown Waterfront	- 0.0%	- 0.0%	- 0.0%	- 0.0%	- 0.0%	- 0.0%	- 0.0%	- 0.0%	-	-
Gateway	5,441.80 11.2%	2,375.93 4.9%	8,012.24 16.5%	9,942.34 20.4%	9,161.55 18.8%	2,256.31 4.6%	6,344.96 13.0%	5,328.47 10.9%	48,863.60	54,363.25
Interstate	9,444.28 19.4%	11,064.49 22.7%	8,932.53 18.3%	6,794.61 14.0%	7,106.27 14.6%	11,682.21 24.0%	10,496.41 21.6%	11,172.72 22.9%	76,693.52	95,562.14
Lents	8,605.42 17.7%	9,735.70 20.0%	9,906.92 20.3%	9,545.50 19.6%	8,709.94 17.9%	8,084.16 16.6%	7,776.10 16.0%	8,462.43 17.4%	70,826.17	90,321.97
North Macadam	4,177.41 8.6%	3,984.41 8.2%	2,836.83 5.8%	4,597.67 9.4%	4,320.55 8.9%	3,584.00 7.4%	3,488.32 7.2%	3,374.34 6.9%	30,363.53	37,021.21
River District	9,334.08 19.2%	6,248.69 12.8%	5,374.67 11.0%	6,074.81 12.5%	7,587.46 15.6%	8,773.32 18.0%	8,819.97 18.1%	10,123.89 20.8%	62,336.89	74,939.60
South Park Blocks	6,129.69 12.6%	13,052.66 26.8%	10,524.56 21.6%	7,927.80 16.3%	7,296.18 15.0%	10,467.97 21.5%	5,980.31 12.3%	6,100.36 12.5%	67,479.53	72,846.78
<b>Totals</b>	<b>48,686.25</b>	<b>48,686.25</b>	<b>48,686.25</b>	<b>48,686.25</b>	<b>48,686.25</b>	<b>48,686.25</b>	<b>48,686.25</b>	<b>48,686.25</b>	<b>389,490.00</b>	<b>463,234.00</b>

PHB-PDC IGA Billing  
Program Revenue Detail

RefDocNo	FM pstg d.	Fund name	Pymt Bdgt	Funds center name	CI text	Funded Program	Description of Funded Program	Text
3700031932	3/1/2013	TIF Central Eastside	(215.81)	Housing Finance	Loan repayments	NON-PROGRAM	NON-PROGRAM	38480-06
3700031932	3/1/2013	TIF Central Eastside	(52.39)	Housing Finance	Interest Income	NON-PROGRAM	NON-PROGRAM	38480-06
		<b>TIF Central Eastside Total</b>	<b>(268.20)</b>					
5200007484	3/14/2013	TIF Convention Cntr	(3,307.62)	Housing Finance	Loan repayments	NON-PROGRAM	NON-PROGRAM	38615-10
5200007484	3/14/2013	TIF Convention Cntr	(1,898.57)	Housing Finance	Interest Income	NON-PROGRAM	NON-PROGRAM	38615-10
		<b>TIF Convention Cntr Total</b>	<b>(5,206.19)</b>					
5200007426	3/5/2013	TIF Dwrtnwn Wtrfront	(933.71)	Housing Finance	Loan repayments	NON-PROGRAM	NON-PROGRAM	38348-04
5200007426	3/5/2013	TIF Dwrtnwn Wtrfront	(872.43)	Housing Finance	Interest Income	NON-PROGRAM	NON-PROGRAM	38348-04
3700032019	3/7/2013	TIF Dwrtnwn Wtrfront	(4,407.70)	Housing Finance	Loan repayments	NON-PROGRAM	NON-PROGRAM	38304-02
3700032019	3/7/2013	TIF Dwrtnwn Wtrfront	(2,026.67)	Housing Finance	Loan repayments	NON-PROGRAM	NON-PROGRAM	38114-99
3700032019	3/7/2013	TIF Dwrtnwn Wtrfront	(13,226.30)	Housing Finance	Interest Income	NON-PROGRAM	NON-PROGRAM	38114-99
3700032019	3/7/2013	TIF Dwrtnwn Wtrfront	(1,440.83)	Housing Finance	Interest Income	NON-PROGRAM	NON-PROGRAM	38114-99
5200007444	3/7/2013	TIF Dwrtnwn Wtrfront	(7,320.85)	Housing Finance	Loan repayments	NON-PROGRAM	NON-PROGRAM	38024-97
5200007444	3/7/2013	TIF Dwrtnwn Wtrfront	(1,086.90)	Housing Finance	Interest Income	NON-PROGRAM	NON-PROGRAM	38024-97
3700032035	3/8/2013	TIF Dwrtnwn Wtrfront	(1,788.28)	Housing Finance	Loan repayments	NON-PROGRAM	NON-PROGRAM	38107-99
3700032035	3/8/2013	TIF Dwrtnwn Wtrfront	(1,046.46)	Housing Finance	Interest Income	NON-PROGRAM	NON-PROGRAM	38107-99
3700032295	3/8/2013	TIF Dwrtnwn Wtrfront	(1,893.66)	Housing Finance	Loan repayments	NON-PROGRAM	NON-PROGRAM	38107-99
3700032295	3/8/2013	TIF Dwrtnwn Wtrfront	(941.08)	Housing Finance	Interest Income	NON-PROGRAM	NON-PROGRAM	38107-99
5200007471	3/12/2013	TIF Dwrtnwn Wtrfront	(21.00)	Neighborhood Housing	Service fee	NON-PROGRAM	NON-PROGRAM	101466
5200007471	3/12/2013	TIF Dwrtnwn Wtrfront	(20,400.00)	Neighborhood Housing	Loan repayments	NON-PROGRAM	NON-PROGRAM	101466
5200007471	3/12/2013	TIF Dwrtnwn Wtrfront	(92.00)	Neighborhood Housing	Miscellaneous Refund	NON-PROGRAM	NON-PROGRAM	101466
3700032296	3/19/2013	TIF Dwrtnwn Wtrfront	1,788.28	Housing Finance	Loan repayments	NON-PROGRAM	NON-PROGRAM	38107-99
3700032296	3/19/2013	TIF Dwrtnwn Wtrfront	1,046.46	Housing Finance	Interest Income	NON-PROGRAM	NON-PROGRAM	38107-99
5200007573	3/29/2013	TIF Dwrtnwn Wtrfront	(3,369.85)	Housing Finance	Loan repayments	NON-PROGRAM	NON-PROGRAM	13574-97
5200007573	3/29/2013	TIF Dwrtnwn Wtrfront	(2,701.25)	Housing Finance	Interest Income	NON-PROGRAM	NON-PROGRAM	13574-97
3700032599	3/31/2013	TIF Dwrtnwn Wtrfront	4,407.70	Housing Finance	Loan repayments	NON-PROGRAM	NON-PROGRAM	38304-02
3700032599	3/31/2013	TIF Dwrtnwn Wtrfront	2,026.67	Housing Finance	Loan repayments	NON-PROGRAM	NON-PROGRAM	38114-99
3700032599	3/31/2013	TIF Dwrtnwn Wtrfront	(4,407.70)	Housing Finance	Loan repayments	NON-PROGRAM	NON-PROGRAM	38114-99
3700032599	3/31/2013	TIF Dwrtnwn Wtrfront	(2,026.67)	Housing Finance	Interest Income	NON-PROGRAM	NON-PROGRAM	38304-02
3700032599	3/31/2013	TIF Dwrtnwn Wtrfront	13,226.30	Housing Finance	Interest Income	NON-PROGRAM	NON-PROGRAM	38114-99
3700032599	3/31/2013	TIF Dwrtnwn Wtrfront	1,440.83	Housing Finance	Interest Income	NON-PROGRAM	NON-PROGRAM	38114-99
3700032599	3/31/2013	TIF Dwrtnwn Wtrfront	(13,226.30)	Housing Finance	Interest Income	NON-PROGRAM	NON-PROGRAM	38114-99
3700032599	3/31/2013	TIF Dwrtnwn Wtrfront	(1,440.83)	Housing Finance	Interest Income	NON-PROGRAM	NON-PROGRAM	38304-02
		<b>TIF Dwrtnwn Wtrfront Total</b>	<b>(60,734.23)</b>					
5200007426	3/5/2013	TIF Interstate	(81.33)	Neighborhood Housing	Loan repayments	NON-PROGRAM	NON-PROGRAM	104538
5200007426	3/5/2013	TIF Interstate	(61.38)	Neighborhood Housing	Interest Income	NON-PROGRAM	NON-PROGRAM	104538
5200007444	3/7/2013	TIF Interstate	(22.47)	Neighborhood Housing	Loan repayments	NON-PROGRAM	NON-PROGRAM	106000
5200007444	3/7/2013	TIF Interstate	(46.01)	Neighborhood Housing	Interest Income	NON-PROGRAM	NON-PROGRAM	106000
3100543660	3/14/2013	TIF Interstate	2,198.20	Neighborhood Housing	Service fee	NON-PROGRAM	NON-PROGRAM	104997
3100543660	3/14/2013	TIF Interstate	(2,198.20)	Neighborhood Housing	Loan repayments	NON-PROGRAM	NON-PROGRAM	104997
5200007484	3/14/2013	TIF Interstate	(49.15)	Neighborhood Housing	Loan repayments	NON-PROGRAM	NON-PROGRAM	104881
5200007484	3/14/2013	TIF Interstate	(38.12)	Neighborhood Housing	Interest Income	NON-PROGRAM	NON-PROGRAM	104881
3700032556	3/19/2013	TIF Interstate	(2,058.57)	Housing Finance	Loan repayments	NON-PROGRAM	NON-PROGRAM	38502-07

PHB-PDC IGA Billing  
Program Revenue Detail

RefDocNo	FM pstg d.	Fund name	Pynt Bglt	Funds center name	Cl text	Funded Program	Description of Funded Program	Text
5200007508	3/19/2013	TIF Interstate	(23,313.00)	Housing Finance	Interest Income	NON-PROGRAM	NON-PROGRAM	38544-08
5200007573	3/29/2013	TIF Interstate	(53.89)	Neighborhood Housing	Loan repayments	NON-PROGRAM	NON-PROGRAM	104817
5200007573	3/29/2013	TIF Interstate	(32.62)	Neighborhood Housing	Loan repayments	NON-PROGRAM	NON-PROGRAM	104817
5200007573	3/29/2013	TIF Interstate	(39.26)	Neighborhood Housing	Interest Income	NON-PROGRAM	NON-PROGRAM	104817
		<b>TIF Interstate Total</b>	<b>(25,795.80)</b>					
5200007426	3/5/2013	TIF Lents	(21.00)	Neighborhood Housing	Service fee	NON-PROGRAM	NON-PROGRAM	102611
5200007426	3/5/2013	TIF Lents	(12,864.35)	Neighborhood Housing	Loan repayments	NON-PROGRAM	NON-PROGRAM	102611
5200007426	3/5/2013	TIF Lents	(26.50)	Neighborhood Housing	Loan repayments	NON-PROGRAM	NON-PROGRAM	103496
5200007426	3/5/2013	TIF Lents	(39.03)	Neighborhood Housing	Loan repayments	NON-PROGRAM	NON-PROGRAM	106375
5200007426	3/5/2013	TIF Lents	(1.62)	Neighborhood Housing	Loan repayments	NON-PROGRAM	NON-PROGRAM	106375
5200007426	3/5/2013	TIF Lents	(1,605.65)	Neighborhood Housing	Interest Income	NON-PROGRAM	NON-PROGRAM	102611
5200007426	3/5/2013	TIF Lents	(10.10)	Neighborhood Housing	Interest Income	NON-PROGRAM	NON-PROGRAM	103496
5200007426	3/5/2013	TIF Lents	(59.35)	Neighborhood Housing	Interest Income	NON-PROGRAM	NON-PROGRAM	106375
5200007426	3/5/2013	TIF Lents	(87.00)	Neighborhood Housing	Miscellaneous Refund	NON-PROGRAM	NON-PROGRAM	102611
3700032199	3/7/2013	TIF Lents	(250.00)	Neighborhood Housing	Service fee	NON-PROGRAM	NON-PROGRAM	105751
3700032199	3/7/2013	TIF Lents	(250.00)	Neighborhood Housing	Service fee	NON-PROGRAM	NON-PROGRAM	105762
3700032199	3/7/2013	TIF Lents	(250.00)	Neighborhood Housing	Service fee	NON-PROGRAM	NON-PROGRAM	106118
5200007444	3/7/2013	TIF Lents	(200.00)	Neighborhood Housing	Loan repayments	NON-PROGRAM	NON-PROGRAM	101400
5200007471	3/12/2013	TIF Lents	(37,196.14)	Housing Finance	Loan repayments	NON-PROGRAM	NON-PROGRAM	106929-11
5200007471	3/12/2013	TIF Lents	(87.00)	Housing Finance	Miscellaneous Refund	NON-PROGRAM	NON-PROGRAM	106929-11
5200007471	3/12/2013	TIF Lents	(69.64)	Neighborhood Housing	Loan repayments	NON-PROGRAM	NON-PROGRAM	104453
5200007471	3/12/2013	TIF Lents	(0.15)	Neighborhood Housing	Loan repayments	NON-PROGRAM	NON-PROGRAM	104453
5200007471	3/12/2013	TIF Lents	(67.21)	Neighborhood Housing	Interest Income	NON-PROGRAM	NON-PROGRAM	104453
5200007508	3/19/2013	TIF Lents	(2.14)	Neighborhood Housing	Penalty	NON-PROGRAM	NON-PROGRAM	104894
5200007508	3/19/2013	TIF Lents	(20.04)	Neighborhood Housing	Loan repayments	NON-PROGRAM	NON-PROGRAM	104894
5200007508	3/19/2013	TIF Lents	(22.84)	Neighborhood Housing	Interest Income	NON-PROGRAM	NON-PROGRAM	104894
5200007508	3/19/2013	TIF Lents	(81.47)	Neighborhood Housing	Loan repayments	NON-PROGRAM	NON-PROGRAM	104979
5200007552	3/26/2013	TIF Lents	81.47	Neighborhood Housing	Loan repayments	NON-PROGRAM	NON-PROGRAM	104979
5200007552	3/26/2013	TIF Lents	(62.94)	Neighborhood Housing	Loan repayments	NON-PROGRAM	NON-PROGRAM	104979
5200007552	3/26/2013	TIF Lents	(18.53)	Neighborhood Housing	Interest Income	NON-PROGRAM	NON-PROGRAM	104979
5200007552	3/26/2013	TIF Lents	18.53	Neighborhood Housing	Interest Income	NON-PROGRAM	NON-PROGRAM	104979
5200007552	3/26/2013	TIF Lents	(18.53)	Neighborhood Housing	Interest Income	NON-PROGRAM	NON-PROGRAM	104979
5200007552	3/26/2013	TIF Lents	(18.53)	Neighborhood Housing	Interest Income	NON-PROGRAM	NON-PROGRAM	104979
		<b>TIF Lents Total</b>	<b>(53,250.76)</b>					
5200007409	3/1/2013	TIF North Macadam	(1,608.68)	Housing Finance	Loan repayments	NON-PROGRAM	NON-PROGRAM	107397-12
5200007409	3/1/2013	TIF North Macadam	(1,311.32)	Housing Finance	Interest Income	NON-PROGRAM	NON-PROGRAM	107397-12
		<b>TIF North Macadam Total</b>	<b>(2,920.00)</b>					
5200007409	3/1/2013	TIF River District	(1,571.82)	Housing Finance	Loan repayments	NON-PROGRAM	NON-PROGRAM	38328-03
5200007409	3/1/2013	TIF River District	(928.18)	Housing Finance	Interest Income	NON-PROGRAM	NON-PROGRAM	38328-03
3700031947	3/4/2013	TIF River District	(2,196.96)	Housing Finance	Loan repayments	NON-PROGRAM	NON-PROGRAM	38387-04
3700031947	3/4/2013	TIF River District	(3,925.92)	Housing Finance	Interest Income	NON-PROGRAM	NON-PROGRAM	38387-04
5200007444	3/7/2013	TIF River District	(13,792.03)	Housing Finance	Loan repayments	NON-PROGRAM	NON-PROGRAM	38208-00

PHB-PDC IGA Billing  
Program Revenue Detail

RefDocNo	FM pstg d.	Fund name	Pymt Bdg	Funds center name	Cl text	Funded Program	Description of Funded Program	Text
5200007444	3/7/2013	TIF River District	(10,453.07)	Housing Finance	Interest Income	NON-PROGRAM	NON-PROGRAM	38208-00
5200007508	3/19/2013	TIF River District	(122,616.00)	Housing Finance	Interest Income	NON-PROGRAM	NON-PROGRAM	38329-03
		<b>TIF River District Total</b>	<b>(155,483.98)</b>					
5200007444	3/7/2013	TIF South Park Block	(3,105.86)	Housing Finance	Loan repayments	NON-PROGRAM	NON-PROGRAM	38105-99
5200007444	3/7/2013	TIF South Park Block	(2,144.14)	Housing Finance	Interest Income	NON-PROGRAM	NON-PROGRAM	38105-99
5200007444	3/7/2013	TIF South Park Block	(96.90)	Neighborhood Housing	Loan repayments	NON-PROGRAM	NON-PROGRAM	100544-12
5200007444	3/7/2013	TIF South Park Block	(189.91)	Neighborhood Housing	Loan repayments	NON-PROGRAM	NON-PROGRAM	100711-11
5200007444	3/7/2013	TIF South Park Block	(48.47)	Neighborhood Housing	Interest Income	NON-PROGRAM	NON-PROGRAM	100544-12
5200007444	3/7/2013	TIF South Park Block	(91.85)	Neighborhood Housing	Interest Income	NON-PROGRAM	NON-PROGRAM	100711-11
5200007452	3/8/2013	TIF South Park Block	(125.62)	Neighborhood Housing	Loan repayments	NON-PROGRAM	NON-PROGRAM	100552-11
5200007452	3/8/2013	TIF South Park Block	(13.13)	Neighborhood Housing	Loan repayments	NON-PROGRAM	NON-PROGRAM	100552-11
5200007452	3/8/2013	TIF South Park Block	(61.25)	Neighborhood Housing	Interest Income	NON-PROGRAM	NON-PROGRAM	100552-11
		<b>TIF South Park Block Total</b>	<b>(5,877.13)</b>					
		<b>Grand Total</b>	<b>(309,536.29)</b>					

