



**PHB-PDC Intergovernmental Agreement Invoice  
FY 2012-13**

**Date:** 3/7/2013


**Senior Financial Analyst:** Paul Stewart

Prepared and Reviewed: 


**Principal Financial Analyst:** Mike Johnson

Reviewed and Approved: 

**Bureau Operations Mgr:** Leslie Goodlow

Reviewed and Approved: 

**Bureau Director:** Traci Manning

Reviewed and Approved: 





CITY OF  
**PORTLAND, OREGON**  
 PORTLAND HOUSING BUREAU

Charlie Hales, Mayor  
 Traci Manning, Director  
 421 SW 6th Avenue, Suite 500  
 Portland OR 97204  
 (503) 823-2375  
 Fax (503) 823-2387

**FORM OF CERTIFICATION**

Contract #: 32002714 Invoice Period: February 2012 Invoice #: 10117929

<b>Organization:</b> Portland Housing Bureau	<b>Total Contract:</b> \$42,228,095
<b>Mailing Address:</b> 421 SW 6th Ave, Suite 500 Portland, OR 97204	
<b>Contact Name/</b> Mike Johnson	
<b>Title:</b> Principal Financial Analyst	
<b>Phone/Fax:</b> 503-823-4176	

Activity	Budget	Billed Activity This Period	Billed Activity YTD	Balance From Budget
Personal Services & Indirect	\$3,352,885	\$186,645.39	\$1,589,195.16	\$1,763,689.84
External M&S, Capital & Financial Assistance	\$38,875,210	\$1,506,253.53	\$14,951,188.76	\$23,924,021.24
Expenses Applied To Program Income	\$0	(\$100,817.66)	(\$7,596,329.52)	N/A
<b>Total</b>	<b>\$42,228,095</b>	<b>\$1,592,081.26</b>	<b>\$8,944,054.40</b>	<b>\$33,284,040.60</b>

**Total Amount Requested:** Taxable \$0.00 Non-taxable \$1,592,081.26

**Total Balance:** \$33,284,040.60

**Bureau Director's Certification**

The undersigned certifies the following:

1. The Bureau has incurred capital project and administrative expenses, for which it now requests reimbursement from the urban renewal line of credit and/or taxable bond proceeds.
2. The incurred expenses are tax increment financing (TIF) eligible under ORS 457 to be paid for with bond proceeds of urban renewal areas.
3. If applicable, the incurred expenses are eligible to be paid for with tax-exempt bond proceeds.
4. Payments in the amount of the requested reimbursement have previously been disbursed.
5. A list of projects and amounts for which the funds were expended has been attached, along with supporting documentation.
6. All documents supporting this reimbursement will be retained by the PHB for the life of the bonds, and any refinancing used to repay the bonds, plus three years.
7. These expenditures are subject to future audit.

Signature \_\_\_\_\_

**Traci Manning, Director**


Print Name \_\_\_\_\_

**FOR OFFICE USE ONLY**

I have received this information and have forwarded the invoice for processing.

Contract Manager \_\_\_\_\_

Date Sent to Accounting \_\_\_\_\_



PHB-PDC IA Billing  
 URA Activity Summary

	Program Income		Direct Expense			Indirect Expense			Billing Summary		PI Balance Remaining
	Starting Balance	Current Activity	External M&S	Personnel Services	Personnel Services	Support Cost	Tax Increment Billed	Expense Applied to PI			
Central Eastside	-	(268.20)	-	93.02	105.13	70.59	0.54	268.20	-		
Convention Center	-	(5,206.19)	350.47	5,363.33	6,061.58	4,070.13	10,639.32	5,206.19	-		
Downtown Waterfront	(1,027,916.63)	(46,292.33)	-	546.30	-	-	-	546.30	(1,073,662.66)		
Gateway	-	-	111,606.41	7,049.89	7,967.71	5,350.03	131,974.04	-	-		
Interstate	-	(42,500.99)	61,946.97	14,782.18	16,706.66	11,217.93	62,152.75	42,500.99	-		
Lents	-	753.10	22,754.24	11,196.31	12,653.95	8,496.68	55,854.28	(753.10)	-		
North Macadam	-	(2,920.00)	759,487.66	4,464.46	5,045.69	3,388.00	769,465.81	2,920.00	-		
River District	(27,393.04)	(74,519.35)	5,554.23	13,394.52	15,138.34	10,164.86	-	44,251.95	(57,660.44)		
South Park Blocks	-	(5,877.13)	544,553.55	8,071.14	9,121.92	6,125.04	561,994.52	5,877.13	-		
<b>Total</b>	<b>(1,055,309.67)</b>	<b>(176,831.09)</b>	<b>1,506,253.53</b>	<b>64,961.15</b>	<b>72,800.98</b>	<b>48,883.26</b>	<b>1,592,081.26</b>	<b>100,817.66</b>	<b>(1,131,323.10)</b>		



PHB-PDC IGA Billing  
Direct Personal Services Summary

Cost Element Text (All)

Fund Name	Project	Project Name	Employee Name	Values	
				Hours	Amount
TIF-CES	H37914	Housing Policy & Planning	Kim McCarty	6.71	93.02
	<b>H37914 Total</b>			<b>6.71</b>	<b>93.02</b>
<b>TIF-CES Total</b>				<b>6.71</b>	<b>93.02</b>
TIF-ConvCtr	H37914	Housing Policy & Planning	David Sheern	16.00	876.72
	<b>H37914 Total</b>			<b>16.00</b>	<b>876.72</b>
	H89030	Affordable Rental Housing	Barbara Shaw	26.84	1,415.17
			John Marshall	10.48	589.83
			Kari Hernandez	8.94	405.27
			Karl Dinkelspiel	40.00	2,100.55
			Marlo Medellin	-0.68	(35.45)
	<b>H89030 Total</b>			<b>85.58</b>	<b>4,475.37</b>
	H20028	Loan Servicing / Asset Management Next Generation	Kari Hernandez	0.28	11.24
	<b>H20028 Total</b>			<b>0.28</b>	<b>11.24</b>
<b>TIF-ConvCtr Total</b>				<b>101.86</b>	<b>5,363.33</b>
TIF-DTWF	H89030	Affordable Rental Housing	Karl Dinkelspiel	10.40	546.30
	<b>H89030 Total</b>			<b>10.40</b>	<b>546.30</b>
<b>TIF-DTWF Total</b>				<b>10.40</b>	<b>546.30</b>
TIF-Gateway	H37914	Housing Policy & Planning	David Sheern	32.00	1,753.33
	<b>H37914 Total</b>			<b>32.00</b>	<b>1,753.33</b>
	H89030	Affordable Rental Housing	John Marshall	20.96	1,179.51
			Karl Dinkelspiel	26.00	1,365.74
			Kathryn Romero	14.03	751.03
			Nathaniel McCoy	10.07	562.36
	<b>H89030 Total</b>			<b>71.06</b>	<b>3,858.64</b>
	H89034	Gateway Glisan	Karl Dinkelspiel	6.60	346.56
			Nathaniel McCoy	14.40	776.08
	<b>H89034 Total</b>			<b>21.00</b>	<b>1,122.64</b>
	H20017	Ventura Park - Habitat	Nathaniel McCoy	5.85	315.28
	<b>H20017 Total</b>			<b>5.85</b>	<b>315.28</b>
<b>TIF-Gateway Total</b>				<b>129.91</b>	<b>7,049.89</b>
TIF-Interstate	H20027	PCRI Scattered Sites - FY10 NOFA	Michael Prothe	22.95	1,356.32
	<b>H20027 Total</b>			<b>22.95</b>	<b>1,356.32</b>
	H34606	Killingsworth Block	Kari Hernandez	13.70	559.52
	<b>H34606 Total</b>			<b>13.70</b>	<b>559.52</b>
	H37914	Housing Policy & Planning	David Sheern	32.00	1,753.33
	<b>H37914 Total</b>			<b>32.00</b>	<b>1,753.33</b>
	H89030	Affordable Rental Housing	Barbara Shaw	5.42	285.88
			Kari Hernandez	10.54	470.76
			Karl Dinkelspiel	5.10	267.88
			Kathryn Romero	9.35	500.72
			Michael Prothe	15.08	918.65
			Nathaniel McCoy	5.04	281.23
			Mary Welch	8.00	268.57
			Siobain Beddow	6.79	381.07
	<b>H89030 Total</b>			<b>65.32</b>	<b>3,374.76</b>
	H89035	Homeownership Development	Constance Buckley	23.64	1,151.34
			Kathy Milliken	9.34	451.02
			Philip Willis-Conger	32.00	1,689.55
			Beverly Keagbine	23.10	828.42
	<b>H89035 Total</b>			<b>88.08</b>	<b>4,120.33</b>
	H20041	Lifeworks NW - Home Forward	Barbara Shaw	15.60	822.45
			John Marshall	2.00	111.82
			Kathryn Romero	3.94	210.60
			Marlo Medellin	12.17	635.33
			Michael Prothe	-0.70	(41.38)


PHB-PDC IGA Billing  
Direct Personal Services Summary

Fund Name	Project	Project Name	Employee Name	Hours	Amount
	<b>H20041 Total</b>			<b>33.01</b>	<b>1,738.82</b>
	H19032	King Parks Affordable Housing	Karl Dinkelspiel	17.40	913.63
			Marlo Medellin	7.79	409.21
	<b>H19032 Total</b>			<b>25.19</b>	<b>1,322.84</b>
	H20028	Loan Servicing / Asset Management Next Generation	Kari Hernandez	0.28	11.24
			Kathryn Romero	0.50	26.75
			Beverly Keagbine	0.28	9.78
	<b>H20028 Total</b>			<b>1.06</b>	<b>47.77</b>
	H89010	Home Repair Projects	Beverly Keagbine	14.30	508.49
	<b>H89010 Total</b>			<b>14.30</b>	<b>508.49</b>
<b>TIF Interstate Total</b>				<b>295.61</b>	<b>14,782.13</b>
TIF Lents	H37914	Housing Policy & Planning	David Sheern	32.00	1,753.33
	<b>H37914 Total</b>			<b>32.00</b>	<b>1,753.33</b>
	H89030	Affordable Rental Housing	Kari Hernandez	10.54	470.76
			Michael Prothe	10.04	612.50
			Nathaniel McCoy	10.07	562.36
			Mary Welch	8.00	268.57
			Siobain Beddow	6.79	381.07
	<b>H89030 Total</b>			<b>45.44</b>	<b>2,295.26</b>
	H89035	Homeownership Development	Constance Buckley	35.46	1,726.24
			Kathy Milliken	9.34	451.02
			Philip Willis-Conger	32.00	1,689.55
			Beverly Keagbine	23.10	828.42
	<b>H89035 Total</b>			<b>99.90</b>	<b>4,695.23</b>
	H20028	Loan Servicing / Asset Management Next Generation	Kari Hernandez	0.28	11.24
	<b>H20028 Total</b>			<b>0.28</b>	<b>11.24</b>
	H89010	Home Repair Projects	Kathy Milliken	24.47	1,190.42
			Beverly Keagbine	2.75	97.80
	<b>H89010 Total</b>			<b>27.22</b>	<b>1,288.22</b>
	H89020	Homebuyer Assistance	Kathy Milliken	10.01	487.00
	<b>H89020 Total</b>			<b>10.01</b>	<b>487.00</b>
	H20023	Holgate House/Kah San Chako Haws - NAYA	Marlo Medellin	12.67	666.03
	<b>H20023 Total</b>			<b>12.67</b>	<b>666.03</b>
<b>TIF Lents Total</b>				<b>227.52</b>	<b>11,196.31</b>
TIF Nmac	H10543	Affordable Veterans Housing	Marlo Medellin	6.00	315.33
	<b>H10543 Total</b>			<b>6.00</b>	<b>315.33</b>
	H37914	Housing Policy & Planning	Kim McCarty	28.15	1,704.45
	<b>H37914 Total</b>			<b>28.15</b>	<b>1,704.45</b>
	H89030	Affordable Rental Housing	Barbara Shaw	27.10	1,429.14
			Marlo Medellin	19.33	1,015.54
	<b>H89030 Total</b>			<b>46.43</b>	<b>2,444.68</b>
<b>TIF Nmac Total</b>				<b>80.58</b>	<b>4,464.46</b>
TIF RiverDist	H37914	Housing Policy & Planning	Kim McCarty	61.52	4,382.81
	<b>H37914 Total</b>			<b>61.52</b>	<b>4,382.81</b>
	H37938	Blanchet House Redevelopment	Marlo Medellin	9.12	478.88
	<b>H37938 Total</b>			<b>9.12</b>	<b>478.88</b>
	H80036	Yards At Union Station	Kathryn Romero	3.38	180.53
			Kim McCarty		(1.61)
			Marlo Medellin	15.11	794.23
	<b>H80036 Total</b>			<b>18.49</b>	<b>973.15</b>
	H89030	Affordable Rental Housing	Barbara Shaw	43.50	2,293.75
			Kari Hernandez	9.79	440.00
			Karl Dinkelspiel	19.20	1,008.43
			Kathryn Romero	14.03	751.03
			Marlo Medellin	-0.34	(17.73)
			Michael Prothe	5.03	306.23
			Nathaniel McCoy	15.11	843.52
			Siobain Beddow	33.95	1,905.08



PHB-PDC IGA Billing  
Direct Personal Services Summary

Fund Name	Project	Project Name	Employee Name	Hours	Amount
TIF-RiverDist	H89030 Total			140.27	7,530.31
	H20028	Loan Servicing / Asset Management Next Generation	Kari Hernandez	0.28	11.24
			Kathryn Romero	0.91	48.50
			Kim McCarty	0.00	(30.37)
	H20028 Total			1.19	29.37
TIF-RiverDist Total				230.59	13,394.52
TIF-SPB	H37914	Housing Policy & Planning	Kim McCarty	15.21	894.17
	H37914 Total			15.21	894.17
	H89030	Affordable Rental Housing	Barbara Shaw	10.84	571.65
			John Marshall	10.48	589.83
			Kari Hernandez	10.54	470.64
			Kathryn Romero	4.69	250.37
			Marlo Medellin	19.33	1,015.54
			Michael Prothe	20.09	1,224.87
			Mary Welch	8.00	268.57
			Siobain Beddow	20.37	1,143.25
	H89030 Total			104.34	5,534.72
	H20036	1200 Tower Preservation	Michael Prothe	7.90	466.87
	H20036 Total			7.90	466.87
	H12027	Jefferson West Apartments	Barbara Shaw	3.60	189.78
	H12027 Total			3.60	189.78
	H20028	Loan Servicing / Asset Management Next Generation	Kathryn Romero	0.25	13.37
	H20028 Total			0.25	13.37
	H20037	Lex Apts / Park Tower Preservation	Kari Hernandez	2.10	85.78
			Michael Prothe	15.00	886.45
	H20037 Total			17.10	972.23
TIF-SPB Total				148.40	8,071.14
Grand Total				1,231.58	64,961.15



RefDocNo	FM psgr d.	Fund name	Pymt Bgft	Funds center name	Ctext	Funded Program	Description of Funded Program	Valtype text	Text
5000241628	2/14/2013	TIF Convention Cntr	171.47	Housing Finance	Other Misc. Services	H80002	2nd & Wasco Disposition Management	Invoices	
5000241628	2/14/2013	TIF Convention Cntr	179.00	Housing Finance	Other Misc. Services	H80003	Lloyd Cascadian Disposition Management	Invoices	
		<b>TIF Convention Cntr Total</b>	<b>350.47</b>						
5000241628	2/14/2013	TIF Gateway	1,720.60	Housing Finance	Other Misc. Services	H89034	Gilean Commons - Human Solutions	Invoices	
5000241617	2/15/2013	TIF Gateway	46,671.65	Housing Finance	Outgoing loan disb	H20017	Ventura Park Affordable Housing	Invoices	107374-12
5000242534	2/21/2013	TIF Gateway	63,214.16	Housing Finance	Outgoing loan disb	H20017	Ventura Park Affordable Housing	Invoices	107374-12
		<b>TIF Gateway Total</b>	<b>111,606.41</b>						
5000239882	2/5/2013	TIF Interstate	4,274.26	Neighborhood Housing	Outgoing Grant-Subre	NON-PROGRAM	NON-PROGRAM	Invoices	
1900079945	2/6/2013	TIF Interstate	4.44	Neighborhood Housing	Local Mileage	H89020	Homebuyer Assistance Program	Invoices	
5000240633	2/11/2013	TIF Interstate	16,802.50	Housing Finance	Outgoing loan disb	H19032	King Parks Affordable Housing	Invoices	107230-12
5000241628	2/14/2013	TIF Interstate	33.50	Housing Finance	Other Misc. Services	H19032	King Parks Affordable Housing	Invoices	
5000241628	2/14/2013	TIF Interstate	673.15	Housing Finance	Other Misc. Services	H80026	Grant Warehouse Redevelopment	Invoices	
5000242555	2/21/2013	TIF Interstate	166.00	Neighborhood Housing	Outgoing loan disb	H89010	Home Repair Program	Invoices	106818
5000242707	2/22/2013	TIF Interstate	35,600.00	Neighborhood Housing	Outgoing loan disb	H34606	Killingsworth Block Redevelopment	Invoices	107422
5000243050	2/26/2013	TIF Interstate	4,321.95	Neighborhood Housing	Outgoing Grant-Subre	NON-PROGRAM	NON-PROGRAM	Invoices	
1900081307	2/27/2013	TIF Interstate	6.10	Neighborhood Housing	Local Mileage	H89020	Homebuyer Assistance Program	Invoices	
1900081315	2/27/2013	TIF Interstate	6.99	Neighborhood Housing	Local Mileage	H89010	Home Repair Program	Invoices	
1900081315	2/27/2013	TIF Interstate	16.60	Neighborhood Housing	Local Mileage	H89020	Homebuyer Assistance Program	Invoices	
1900081324	2/27/2013	TIF Interstate	27.98	Neighborhood Housing	Local Mileage	H89010	Home Repair Program	Invoices	
1900081324	2/27/2013	TIF Interstate	13.50	Neighborhood Housing	Local Mileage	H89020	Homebuyer Assistance Program	Invoices	
		<b>TIF Interstate Total</b>	<b>61,946.97</b>						
5000239882	2/5/2013	TIF Lents	4,641.65	Neighborhood Housing	Outgoing Grant-Subre	NON-PROGRAM	NON-PROGRAM	Invoices	
5000242058	2/19/2013	TIF Lents	399.00	Neighborhood Housing	Outgoing loan disb	H89010	Home Repair Program	Invoices	2150001
5000242197	2/20/2013	TIF Lents	1,600.50	Neighborhood Housing	Out Grant Benef	H89020	Homebuyer Assistance Program	Invoices	2110010-A
5000242944	2/25/2013	TIF Lents	8,514.95	Housing Finance	Outgoing loan disb	H20033	PCRI Scattered Sites - 8923 SE Ellis	Invoices	107270-12
5000243050	2/26/2013	TIF Lents	4,094.24	Neighborhood Housing	Outgoing Grant-Subre	NON-PROGRAM	NON-PROGRAM	Invoices	
5000243135	2/26/2013	TIF Lents	1,500.00	Neighborhood Housing	Out Grant Benef	H89020	Homebuyer Assistance Program	Invoices	2110004-A
1900081356	2/27/2013	TIF Lents	33.90	Housing Finance	Local Mileage	H20023	Kah San Chako Haws - NAVA	Invoices	
5000243699	2/28/2013	TIF Lents	1,970.00	Neighborhood Housing	Out Grant Benef	H89020	Homebuyer Assistance Program	Invoices	107325
		<b>TIF Lents Total</b>	<b>22,754.24</b>						
5000240632	2/11/2013	TIF North Macadam	72,908.99	Housing Finance	Outgoing loan disb	H10543	Block 49 Veterans Housing - REACH	Invoices	106898-11
5000243698	2/28/2013	TIF North Macadam	205,480.43	Housing Finance	Outgoing loan disb	H10543	Block 49 Veterans Housing - REACH	Invoices	106898-11
5000243698	2/28/2013	TIF North Macadam	481,098.24	Housing Finance	Outgoing loan disb	H10543	Block 49 Veterans Housing - REACH	Invoices	106898-11
		<b>TIF North Macadam Total</b>	<b>759,487.66</b>						
5000240488	2/8/2013	TIF River District	363.45	Housing Finance	Professional Svcs	H12030	Fairfield Apartments Redevelopment	Invoices	
5000240489	2/8/2013	TIF River District	117.00	Housing Finance	Professional Svcs	H12030	Fairfield Apartments Redevelopment	Invoices	
5000241628	2/14/2013	TIF River District	2,120.08	Business Operations	Other Misc. Services	H20035	Property Management	Invoices	
5000241628	2/14/2013	TIF River District	38.99	Housing Finance	Other Misc. Services	H12030	Fairfield Apartments Redevelopment	Invoices	
5000241628	2/14/2013	TIF River District	231.82	Housing Finance	Other Misc. Services	H20042	Block U2 Remnant Parcel	Invoices	
5000241628	2/14/2013	TIF River District	2,677.80	Housing Finance	Other Misc. Services	H80036	Yards At Union Station Phase C	Invoices	
1900081356	2/27/2013	TIF River District	5.09	Housing Finance	Local Mileage	H80036	Yards At Union Station Phase C	Invoices	
		<b>TIF River District Total</b>	<b>5,554.23</b>						
5000242417	2/21/2013	TIF South Park Block	544,553.55	Housing Finance	Outgoing loan disb	H20036	1200 Tower Preservation	Invoices	107356-12
		<b>TIF South Park Block Total</b>	<b>544,553.55</b>						
		<b>Grand Total</b>	<b>1,506,253.53</b>						

Note: Transactions in italics are technical corrections that net to zero.



PHB-PDC IGA Billing  
Indirect Personal Services Summary

<b>Fund Name</b>	<b>Employee Name</b>	<b>Hours</b>	<b>Salary &amp; Benefits</b>
<b>TIF</b>	Alice Williams	48.00	1,948.48
	Alissa Beddow	41.34	1,181.05
	Amy Edwards	54.15	2,641.36
	Andrea Matthiessen	21.60	1,143.19
	Anna Benson	55.94	3,080.41
	Anna Shook	40.01	2,086.99
	Antoinette Pietka	40.00	2,295.02
	Benjamin Yeager	29.32	1,302.52
	Charlie Chau	48.00	2,369.64
	Daniel Ledezma	56.00	3,139.14
	Donna Lewis	48.00	1,521.20
	Dorothea Van Bockel	16.02	792.54
	Jacob Fox	56.00	3,949.51
	Javier Mena	47.98	2,816.23
	Jaymee Cuti	56.00	2,221.89
	Kathleen Allen	64.00	4,012.44
	Kathy Anderson Peoples	40.00	2,112.26
	Leslie Goodlow	48.00	2,922.63
	Letimya Clayton	55.99	3,111.90
	Liam Frost	44.61	810.26
	Lisa Oreskovich	58.80	2,440.93
	Louise Glur	50.27	2,845.22
	Lynnette Jackson	47.99	2,093.83
	Marilyn Hurtley	8.00	299.97
	Mary Welch	32.00	1,074.29
	Michael Johnson	56.00	3,731.76
	Paul Stewart	56.00	3,215.89
	Piset Sao	56.03	2,128.61
	Sharon Johnson	8.00	354.48
	Siobain Beddow	12.10	675.65
	Stella Martinez	32.00	1,614.02
Thaoanh Doan	56.00	2,543.88	
Traci Manning	56.00	4,323.79	
<b>Grand Total</b>		<b>1,440.15</b>	<b>72,800.98</b>



PHB-PDC IGA Billing  
Indirect Cost Allocation Worksheet

<b>Direct Personal Services Expenses This Period</b>	64,961.15
<b>Indirect Personal Services Expenses This Period</b>	72,800.98
<b>Indirect Support Costs Billable This Period*</b>	48,883.27

	<b>Direct Personal Services This Period</b>	<b>% Of Total</b>	<b>Indirect Support Costs By URA</b>	<b>Indirect Personal Svcs Costs By URA</b>
Central Eastside	93.02	0.1%	70.59	105.13
Convention Center	5,363.33	8.3%	4,070.13	6,061.58
Downtown Waterfront	-	0.0%	-	-
Gateway	7,049.89	10.9%	5,350.03	7,967.71
Interstate	14,782.18	22.9%	11,217.93	16,706.66
Lents	11,196.31	17.4%	8,496.68	12,653.95
North Macadam	4,464.46	6.9%	3,388.00	5,045.69
River District	13,394.52	20.8%	10,164.86	15,138.34
South Park Blocks	8,071.14	12.5%	6,125.04	9,121.92
<b>Total</b>	<b>64,414.85</b>		<b>48,883.26</b>	<b>72,800.98</b>

*\*Calculated at 75.25% (HUD-approved indirect cost rate for PHB) of direct personal services*





PHB-PDC IGA Billing  
Program Revenue Detail

RefDocNo	FM psfg d.	Fund name	Pynt Bdgt	Funds center name	Cl text	Funded Program	Description of Funded Program	Text
3700031279	2/1/2013	TF Central Eastside	(210.02)	Housing Finance	Loan repayments	NON-PROGRAM	NON-PROGRAM	38480-06
3700031279	2/1/2013	TF Central Eastside	(58.18)	Housing Finance	Interest Income	NON-PROGRAM	NON-PROGRAM	38480-06
		<b>TF Central Eastside Total</b>	<b>(268.20)</b>					
5200007331	2/15/2013	TF Convention Cntr	(3,096.31)	Housing Finance	Loan repayments	NON-PROGRAM	NON-PROGRAM	38615-10
5200007331	2/15/2013	TF Convention Cntr	(2,109.88)	Housing Finance	Interest Income	NON-PROGRAM	NON-PROGRAM	38615-10
		<b>TF Convention Cntr Total</b>	<b>(5,206.19)</b>					
5200007267	2/6/2013	TF Dwtwn Wtrfront	(3,353.06)	Housing Finance	Loan repayments	NON-PROGRAM	NON-PROGRAM	13574-97
5200007267	2/6/2013	TF Dwtwn Wtrfront	(2,718.04)	Housing Finance	Interest Income	NON-PROGRAM	NON-PROGRAM	13574-97
5200007274	2/7/2013	TF Dwtwn Wtrfront	(931.38)	Housing Finance	Loan repayments	NON-PROGRAM	NON-PROGRAM	38348-04
5200007274	2/7/2013	TF Dwtwn Wtrfront	(874.76)	Housing Finance	Interest Income	NON-PROGRAM	NON-PROGRAM	38348-04
3700031471	2/11/2013	TF Dwtwn Wtrfront	(1,788.28)	Housing Finance	Loan repayments	NON-PROGRAM	NON-PROGRAM	38107-99
3700031471	2/11/2013	TF Dwtwn Wtrfront	(1,046.46)	Housing Finance	Interest Income	NON-PROGRAM	NON-PROGRAM	38107-99
3700031632	2/14/2013	TF Dwtwn Wtrfront	(2,021.62)	Housing Finance	Loan repayments	NON-PROGRAM	NON-PROGRAM	38304-02
3700031632	2/14/2013	TF Dwtwn Wtrfront	(4,396.71)	Housing Finance	Loan repayments	NON-PROGRAM	NON-PROGRAM	38114-99
3700031632	2/14/2013	TF Dwtwn Wtrfront	(1,445.88)	Housing Finance	Interest Income	NON-PROGRAM	NON-PROGRAM	38304-02
3700031632	2/14/2013	TF Dwtwn Wtrfront	(13,237.29)	Housing Finance	Interest Income	NON-PROGRAM	NON-PROGRAM	38114-99
3700031715	2/15/2013	TF Dwtwn Wtrfront	(7,221.02)	Housing Finance	Loan repayments	NON-PROGRAM	NON-PROGRAM	38024-97
3700031715	2/15/2013	TF Dwtwn Wtrfront	(1,186.73)	Housing Finance	Interest Income	NON-PROGRAM	NON-PROGRAM	38024-97
3700031831	2/28/2013	TF Dwtwn Wtrfront	25,691.88	Housing Finance	Loan repayments	NON-PROGRAM	NON-PROGRAM	38523-07
3700031831	2/28/2013	TF Dwtwn Wtrfront	3,168.12	Housing Finance	Interest Income	NON-PROGRAM	NON-PROGRAM	38523-07
3700031831	2/28/2013	TF Dwtwn Wtrfront	(28,860.00)	Housing Finance	Interest Income	NON-PROGRAM	NON-PROGRAM	13524-97
5200007399	2/28/2013	TF Dwtwn Wtrfront	(3,361.44)	Housing Finance	Loan repayments	NON-PROGRAM	NON-PROGRAM	13574-97
5200007399	2/28/2013	TF Dwtwn Wtrfront	(2,709.66)	Housing Finance	Interest Income	NON-PROGRAM	NON-PROGRAM	13574-97
		<b>TF Dwtwn Wtrfront Total</b>	<b>(46,292.33)</b>					
5200007245	2/1/2013	TF Interstate	(81.06)	Neighborhood Housing	Loan repayments	NON-PROGRAM	NON-PROGRAM	104538
5200007245	2/1/2013	TF Interstate	(61.65)	Neighborhood Housing	Interest Income	NON-PROGRAM	NON-PROGRAM	104538
5200007259	2/5/2013	TF Interstate	(18.35)	Neighborhood Housing	Loan repayments	NON-PROGRAM	NON-PROGRAM	105191
5200007259	2/5/2013	TF Interstate	(11.95)	Neighborhood Housing	Interest Income	NON-PROGRAM	NON-PROGRAM	105191
3700031481	2/11/2013	TF Interstate	(250.00)	Neighborhood Housing	Service fee	NON-PROGRAM	NON-PROGRAM	106184
5200007301	2/12/2013	TF Interstate	(4.66)	Neighborhood Housing	Penalty	NON-PROGRAM	NON-PROGRAM	104817
5200007301	2/12/2013	TF Interstate	(23.30)	Neighborhood Housing	Loan repayments	NON-PROGRAM	NON-PROGRAM	104817
5200007301	2/12/2013	TF Interstate	(25.58)	Neighborhood Housing	Loan repayments	NON-PROGRAM	NON-PROGRAM	104817
5200007301	2/12/2013	TF Interstate	(1.90)	Neighborhood Housing	Loan repayments	NON-PROGRAM	NON-PROGRAM	106000
5200007301	2/12/2013	TF Interstate	(17.38)	Neighborhood Housing	Loan repayments	NON-PROGRAM	NON-PROGRAM	106000
5200007301	2/12/2013	TF Interstate	(4.62)	Neighborhood Housing	Loan repayments	NON-PROGRAM	NON-PROGRAM	106000
5200007301	2/12/2013	TF Interstate	(39.61)	Neighborhood Housing	Interest Income	NON-PROGRAM	NON-PROGRAM	104817
5200007301	2/12/2013	TF Interstate	(51.10)	Neighborhood Housing	Interest Income	NON-PROGRAM	NON-PROGRAM	106000
5200007323	2/14/2013	TF Interstate	(48.99)	Neighborhood Housing	Loan repayments	NON-PROGRAM	NON-PROGRAM	104881
5200007323	2/14/2013	TF Interstate	(38.28)	Neighborhood Housing	Interest Income	NON-PROGRAM	NON-PROGRAM	104881
5200007382	2/26/2013	TF Interstate	(429.36)	Housing Finance	Penalty	NON-PROGRAM	NON-PROGRAM	38544-08
5200007382	2/26/2013	TF Interstate	(23,509.00)	Housing Finance	Interest Income	NON-PROGRAM	NON-PROGRAM	38544-08
3700031851	2/28/2013	TF Interstate	(500.00)	Neighborhood Housing	Service fee	NON-PROGRAM	NON-PROGRAM	107422
5200007399	2/28/2013	TF Interstate	(4.66)	Neighborhood Housing	Penalty	NON-PROGRAM	NON-PROGRAM	104817

PHB-PDC IGA Billing  
Program Revenue Detail

RefDocNo	FM pstg d	Fund name	Pynt Bldg	Funds center name	Cl text	Funded Program	Description of Funded Program	Text
5200007399	2/28/2013	TIF Interstate	(87.00)	Neighborhood Housing	Service fee	NON-PROGRAM	NON-PROGRAM	105367
5200007399	2/28/2013	TIF Interstate	(53.72)	Neighborhood Housing	Loan repayments	NON-PROGRAM	NON-PROGRAM	104817
5200007399	2/28/2013	TIF Interstate	(27.96)	Neighborhood Housing	Loan repayments	NON-PROGRAM	NON-PROGRAM	104817
5200007399	2/28/2013	TIF Interstate	(15,086.00)	Neighborhood Housing	Loan repayments	NON-PROGRAM	NON-PROGRAM	105367
5200007399	2/28/2013	TIF Interstate	(39.43)	Neighborhood Housing	Interest Income	NON-PROGRAM	NON-PROGRAM	104817
5200007399	2/28/2013	TIF Interstate	(2,064.43)	Neighborhood Housing	Interest Income	NON-PROGRAM	NON-PROGRAM	105367
5200007399	2/28/2013	TIF Interstate	(21.00)	Neighborhood Housing	Miscellaneous Refund	NON-PROGRAM	NON-PROGRAM	105367
		<b>TIF Interstate Total</b>	<b>(42,500.99)</b>					
5200007259	2/5/2013	TIF Lents	(2.14)	Neighborhood Housing	Penalty	NON-PROGRAM	NON-PROGRAM	104894
5200007259	2/5/2013	TIF Lents	(17.51)	Neighborhood Housing	Loan repayments	NON-PROGRAM	NON-PROGRAM	104894
5200007259	2/5/2013	TIF Lents	(17.52)	Neighborhood Housing	Loan repayments	NON-PROGRAM	NON-PROGRAM	104894
5200007259	2/5/2013	TIF Lents	(25.37)	Neighborhood Housing	Interest Income	NON-PROGRAM	NON-PROGRAM	104894
5200007259	2/5/2013	TIF Lents	(25.36)	Neighborhood Housing	Interest Income	NON-PROGRAM	NON-PROGRAM	104894
5200007267	2/6/2013	TIF Lents	(32.56)	Neighborhood Housing	Loan repayments	NON-PROGRAM	NON-PROGRAM	106375
5200007267	2/6/2013	TIF Lents	(1.62)	Neighborhood Housing	Loan repayments	NON-PROGRAM	NON-PROGRAM	106375
5200007267	2/6/2013	TIF Lents	(65.82)	Neighborhood Housing	Interest Income	NON-PROGRAM	NON-PROGRAM	106375
5200007295	2/11/2013	TIF Lents	(100.00)	Neighborhood Housing	Loan repayments	NON-PROGRAM	NON-PROGRAM	101400
5200007301	2/12/2013	TIF Lents	(69.35)	Neighborhood Housing	Loan repayments	NON-PROGRAM	NON-PROGRAM	104453
5200007301	2/12/2013	TIF Lents	(0.15)	Neighborhood Housing	Loan repayments	NON-PROGRAM	NON-PROGRAM	104453
5200007301	2/12/2013	TIF Lents	(67.50)	Neighborhood Housing	Interest Income	NON-PROGRAM	NON-PROGRAM	104453
3100531909	2/13/2013	TIF Lents	1,500.00	Neighborhood Housing	Miscellaneous	NON-PROGRAM	NON-PROGRAM	102187
5200007314	2/13/2013	TIF Lents	(81.27)	Neighborhood Housing	Loan repayments	NON-PROGRAM	NON-PROGRAM	104979
5200007314	2/13/2013	TIF Lents	(18.73)	Neighborhood Housing	Interest Income	NON-PROGRAM	NON-PROGRAM	104979
5200007331	2/15/2013	TIF Lents	(2.12)	Neighborhood Housing	Penalty	NON-PROGRAM	NON-PROGRAM	104146
5200007331	2/15/2013	TIF Lents	(5.52)	Neighborhood Housing	Penalty	NON-PROGRAM	NON-PROGRAM	104146
5200007331	2/15/2013	TIF Lents	(66.11)	Neighborhood Housing	Loan repayments	NON-PROGRAM	NON-PROGRAM	104146
5200007331	2/15/2013	TIF Lents	(59.94)	Neighborhood Housing	Loan repayments	NON-PROGRAM	NON-PROGRAM	104146
5200007331	2/15/2013	TIF Lents	(44.29)	Neighborhood Housing	Interest Income	NON-PROGRAM	NON-PROGRAM	104146
5200007331	2/15/2013	TIF Lents	(44.02)	Neighborhood Housing	Interest Income	NON-PROGRAM	NON-PROGRAM	104146
		<b>TIF Lents Total</b>	<b>753.10</b>					
5200007245	2/1/2013	TIF North Macadam	(1,606.01)	Housing Finance	Loan repayments	NON-PROGRAM	NON-PROGRAM	107397-12
5200007245	2/1/2013	TIF North Macadam	(1,313.99)	Housing Finance	Interest Income	NON-PROGRAM	NON-PROGRAM	107397-12
		<b>TIF North Macadam Total</b>	<b>(2,920.00)</b>					
5200007245	2/1/2013	TIF River District	(1,567.90)	Housing Finance	Loan repayments	NON-PROGRAM	NON-PROGRAM	38328-03
5200007245	2/1/2013	TIF River District	(932.10)	Housing Finance	Interest Income	NON-PROGRAM	NON-PROGRAM	38328-03
3700031341	2/5/2013	TIF River District	(2,191.49)	Housing Finance	Loan repayments	NON-PROGRAM	NON-PROGRAM	38387-04
3700031341	2/5/2013	TIF River District	(3,931.40)	Housing Finance	Interest Income	NON-PROGRAM	NON-PROGRAM	38387-04
5200007283	2/8/2013	TIF River District	(13,757.64)	Housing Finance	Loan repayments	NON-PROGRAM	NON-PROGRAM	38208-00
5200007283	2/8/2013	TIF River District	(10,487.46)	Housing Finance	Interest Income	NON-PROGRAM	NON-PROGRAM	38208-00
5200007356	2/21/2013	TIF River District	(21.00)	Neighborhood Housing	Service fee	NON-PROGRAM	NON-PROGRAM	101186
5200007356	2/21/2013	TIF River District	(18,884.36)	Neighborhood Housing	Service fee	NON-PROGRAM	NON-PROGRAM	101186
5200007356	2/21/2013	TIF River District	(22,700.00)	Neighborhood Housing	Loan repayments	NON-PROGRAM	NON-PROGRAM	101186
5200007356	2/21/2013	TIF River District	(46.00)	Neighborhood Housing	Miscellaneous Refund	NON-PROGRAM	NON-PROGRAM	101186

PHB-PDC IGA Billing  
 Program Revenue Detail

RefDocNo	FM psg d.	Fund name	Pymt Bdgt	Funds center name	Cl text	Funded Program	Description of Funded Program	Text
		<b>TIF River District Total</b>	<b>(74,519.35)</b>					
5200007283	2/8/2013	TIF South Park Block	(3,098.12)	Housing Finance	Loan repayments	NON-PROGRAM	NON-PROGRAM	38105-99
5200007283	2/8/2013	TIF South Park Block	(2,151.88)	Housing Finance	Interest Income	NON-PROGRAM	NON-PROGRAM	38105-99
5200007283	2/8/2013	TIF South Park Block	(189.44)	Neighborhood Housing	Loan repayments	NON-PROGRAM	NON-PROGRAM	100711-11
5200007283	2/8/2013	TIF South Park Block	(92.32)	Neighborhood Housing	Interest Income	NON-PROGRAM	NON-PROGRAM	100711-11
5200007301	2/12/2013	TIF South Park Block	(91.47)	Neighborhood Housing	Loan repayments	NON-PROGRAM	NON-PROGRAM	100544-12
5200007301	2/12/2013	TIF South Park Block	(125.27)	Neighborhood Housing	Loan repayments	NON-PROGRAM	NON-PROGRAM	100552-11
5200007301	2/12/2013	TIF South Park Block	(13.13)	Neighborhood Housing	Loan repayments	NON-PROGRAM	NON-PROGRAM	100552-11
5200007301	2/12/2013	TIF South Park Block	(53.90)	Neighborhood Housing	Interest Income	NON-PROGRAM	NON-PROGRAM	100544-12
5200007301	2/12/2013	TIF South Park Block	(61.60)	Neighborhood Housing	Interest Income	NON-PROGRAM	NON-PROGRAM	100552-11
		<b>TIF South Park Block Total</b>	<b>(5,877.13)</b>					
		<b>Grand Total</b>	<b>(176,831.09)</b>					

