



**PHB-PDC Intergovernmental Agreement Invoice
FY 2012-13**

Date: 1/3/2013


Senior Financial Analyst: Paul Stewart

Prepared and Reviewed: 


Principal Financial Analyst: Mike Johnson


Reviewed and Approved: 

Bureau Operations Mgr: Leslie Goodlow

Reviewed and Approved: 

Bureau Director: Traci Manning

Reviewed and Approved: 





CITY OF
PORTLAND, OREGON
 PORTLAND HOUSING BUREAU

Nick Fish, Commissioner
 Traci Manning, Director
 421 SW 6th Avenue, Suite 500
 Portland OR 97204
 (503) 823-2375
 Fax (503) 823-2387

FORM OF CERTIFICATION

Contract #: 32002714 Invoice Period: December 2012 Invoice #: 10112646

Organization: Portland Housing Bureau	Total Contract: \$42,228,095
Mailing Address: 421 SW 6th Ave, Suite 500 Portland, OR 97204	
Contact Name/ Title: Mike Johnson Principal Financial Analyst	
Phone/Fax: 503-823-4176	

Activity	Budget	Billed Activity This Period	Billed Activity YTD	Balance From Budget
Personal Services & Indirect	\$3,352,885	\$207,095.83	\$1,195,394.47	\$2,157,490.53
External M&S, Capital & Financial Assistance	\$38,875,210	\$2,610,053.35	\$11,874,050.42	\$27,001,159.58
Expenses Applied To Program Income	\$0	(\$2,087,031.89)	(\$6,961,421.99)	N/A
Total	\$42,228,095	\$730,117.29	\$6,108,022.90	\$36,120,072.10


Total Amount Requested: Taxable \$0.00 Non-taxable \$730,117.29

Total Balance: \$36,120,072.10

Bureau Director's Certification

The undersigned certifies the following:

1. The Bureau has incurred capital project and administrative expenses, for which it now requests reimbursement from the urban renewal line of credit and/or taxable bond proceeds.
2. The incurred expenses are tax increment financing (TIF) eligible under ORS 457 to be paid for with bond proceeds of urban renewal areas.
3. If applicable, the incurred expenses are eligible to be paid for with tax-exempt bond proceeds.
4. Payments in the amount of the requested reimbursement have previously been disbursed.
5. A list of projects and amounts for which the funds were expended has been attached, along with supporting documentation.
6. All documents supporting this reimbursement will be retained by the PHB for the life of the bonds, and any refinancing used to repay the bonds, plus three years.
7. These expenditures are subject to future audit.



Signature

Traci Manning, Director

Print Name

FOR OFFICE USE ONLY

I have received this information and have forwarded the invoice for processing.

Contract Manager _____ **Date Sent to Accounting** _____



PHB-PDC IA Billing
URA Activity Summary

	Program Income		Direct Expense			Indirect Expense		Billing Summary		
	Starting Balance	Current Activity	External M&S	Personnel Services	Personnel Services	Support Cost	Tax Increment Billed	Expense Applied to PI	PI Balance Remaining	
Central Eastside	-	(268.20)	-	503.38	614.39	381.35	1,230.92	268.20	-	
Convention Center	-	(5,206.19)	-	4,966.49	6,061.71	3,762.54	9,584.55	5,206.19	-	
Downtown Waterfront	(929,268.07)	(60,563.23)	-	468.79	-	-	-	468.79	(989,362.51)	
Gateway	-	-	50,098.78	3,215.43	3,924.50	2,435.96	59,674.67	-	-	
Interstate	-	(57,786.87)	52,083.97	16,648.14	20,319.41	12,612.37	43,877.02	57,786.87	-	
Lents	(76,047.52)	(214,574.53)	178,005.92	11,520.62	14,061.16	8,727.84	-	212,315.54	(78,306.51)	
North Macadam	-	-	245,020.61	5,107.51	6,233.82	3,869.37	260,231.31	-	-	
River District	(512,533.27)	(32,867.98)	251,970.37	12,502.72	15,259.83	9,471.87	-	289,204.79	(256,196.46)	
South Park Blocks	(1,515,904.38)	(5,877.13)	1,832,873.70	14,917.75	18,207.43	11,301.45	355,518.82	1,521,781.51	-	
Total	(3,033,753.24)	(377,144.13)	2,610,053.35	69,850.83	84,682.25	52,562.75	730,117.29	2,087,031.89	(1,323,865.48)	



PHB-PDC IGA Billing
Direct Personal Services Summary

Cost Element Text (All)

Fund Name	Project	Project Name	Employee Name	Values	
				Hours	Amount
TIF-SES	H37914	Housing Policy & Planning	Kim McCarty	7.38	503.38
	H37914 Total			7.38	503.38
TIF-SES Total				7.38	503.38
TIF-ComCtr	H37914	Housing Policy & Planning	David Sheern	16.80	861.97
	H37914 Total			16.80	861.97
	H80003	Lloyd Cascadian Phase II	Karl Dinkelspiel	5.80	309.77
	H80003 Total			5.80	309.77
	H89030	Affordable Rental Housing	Barbara Shaw	12.80	696.95
			John Marshall	6.53	377.82
			Kari Hernandez	11.35	510.13
			Karl Dinkelspiel	41.20	2,216.77
	H89030 Total			71.88	3,801.67
	H20028	Loan Servicing / Asset Management Next Generation	Kari Hernandez	-0.18	(6.92)
	H20028 Total			-0.18	(6.92)
TIF-ComCtr Total				94.30	4,966.49
TIF-DTWI	H89030	Affordable Rental Housing	Karl Dinkelspiel	8.83	468.79
	H89030 Total			8.83	468.79
TIF-DTWI Total				8.83	468.79
TIF-Gateway	H37914	Housing Policy & Planning	David Sheern	33.60	1,723.91
	H37914 Total			33.60	1,723.91
	H89030	Affordable Rental Housing	John Marshall	13.07	755.25
			Karl Dinkelspiel	22.07	1,171.94
			Kathryn Romero	13.19	714.12
			Nathaniel McCoy	16.28	831.24
	H89030 Total			64.61	3,472.55
	H89034	Gateway Glisan	John Marshall	-17.50	(909.65)
			Karl Dinkelspiel	-13.30	(648.96)
			Kathryn Romero	-21.37	(980.19)
			Marlo Medellin	1.78	93.46
			Nathaniel McCoy	1.75	105.18
	H89034 Total			-48.64	(2,340.16)
	H20017	Ventura Park - Habitat	Marlo Medellin	3.55	186.85
			Nathaniel McCoy	2.90	172.28
	H20017 Total			6.45	359.13
TIF-Gateway Total				56.02	3,215.43
TIF-Interstate	H20027	PCRI Scattered Sites - FY10 NOFA	Michael Prothe	18.40	1,154.87
			Siobain Beddow	2.00	112.74
	H20027 Total			20.40	1,267.61
	H34606	Killingsworth Block	Kari Hernandez	-3.45	(133.22)
			Karl Dinkelspiel	-2.10	(102.46)
	H34606 Total			-5.55	(235.68)
	H37914	Housing Policy & Planning	David Sheern	33.60	1,723.91
	H37914 Total			33.60	1,723.91
	H89010	Home Repair Projects	Beverly Keagbine	-2.80	(79.00)
	H89010 Total			-2.80	(79.00)
	H89020	Homebuyer Assistance	Kari Hernandez	-2.10	(83.02)
			Beverly Keagbine	-7.00	(197.50)
	H89020 Total			-9.10	(280.52)
	H89030	Affordable Rental Housing	Barbara Shaw	6.40	348.47
			Kari Hernandez	11.36	510.26
			Karl Dinkelspiel	3.71	200.28
			Kathryn Romero	8.79	476.13
			Michael Prothe	5.86	370.26
			Nathaniel McCoy	8.15	415.56
			Mary Welch	8.45	294.91

PHB-PDC IGA Billing
Direct Personal Services Summary

Fund Name	Project	Project Name	Employee Name	Hours	Amount
	H89030	Affordable Rental Housing	Siobain Beddow	5.87	341.95
	H89030 Total			58.59	2,957.82
	H89035	Homeownership Development	Constance Buckley	40.74	1,999.00
			Kathy Milliken	22.68	1,101.46
			Philip Willis-Conger	44.80	2,365.19
			Beverly Keagbine	39.38	1,293.62
	H89035 Total			147.60	6,759.27
	H20041	Lifeworks NW - Home Forward	John Marshall	9.75	554.03
			Karl Dinkelspiel	14.40	756.10
			Michael Prothe	29.00	1,713.65
	H20041 Total			53.15	3,023.78
	H19032	King Parks Affordable Housing	Karl Dinkelspiel	30.30	1,598.67
			Marlo Medellin	-1.66	(80.80)
	H19032 Total			28.64	1,517.87
	H20028	Loan Servicing / Asset Management Next Generation	Kari Hernandez	-0.18	(6.92)
	H20028 Total			-0.18	(6.92)
TIF Interstate Total				924.35	16,648.17
TIF Leas					
	H20023	Holgate House/Kah San Chako Haws - NAYA	Marlo Medellin	18.01	954.40
	H20023 Total			18.01	954.40
	H20032	Raymond Street Apartments - Rose CDC	Nathaniel McCoy	1.80	90.98
	H20032 Total			1.80	90.98
	H33441	Dahila Commons Homeowner	Karl Dinkelspiel	3.30	181.08
			Marlo Medellin	3.55	186.85
	H33441 Total			6.85	367.93
	H37914	Housing Policy & Planning	David Sheern	33.60	1,723.91
	H37914 Total			33.60	1,723.91
	H89010	Home Repair Projects	Kathy Milliken	-6.20	(277.75)
			Beverly Keagbine	-3.50	(98.74)
	H89010 Total			-9.70	(376.49)
	H89020	Homebuyer Assistance	Kari Hernandez	-0.70	(27.68)
			Kathy Milliken	-13.18	(590.24)
			Beverly Keagbine	-8.93	(251.85)
	H89020 Total			-22.81	(869.77)
	H89030	Affordable Rental Housing	Kari Hernandez	11.36	510.26
			Michael Prothe	3.91	246.82
			Nathaniel McCoy	16.28	831.24
			Mary Welch	8.45	294.91
			Siobain Beddow	5.87	341.95
	H89030 Total			45.87	2,225.18
	H89035	Homeownership Development	Constance Buckley	61.12	2,998.32
			Kathy Milliken	22.68	1,101.46
			Philip Willis-Conger	44.80	2,365.19
			Beverly Keagbine	39.38	1,293.62
	H89035 Total			167.98	7,758.59
	H20028	Loan Servicing / Asset Management Next Generation	Kari Hernandez	-0.18	(6.92)
	H20028 Total			-0.18	(6.92)
	H37930	HAP Scattered Sites	Kathy Milliken	-7.75	(347.19)
	H37930 Total			-7.75	(347.19)
TIF Leas Total				233.67	11,570.92
TIF Nmat					
	H10543	Affordable Veterans Housing	Kathryn Romero	-2.50	(116.10)
			Marlo Medellin	8.03	453.06
	H10543 Total			5.53	336.96
	H37914	Housing Policy & Planning	Kim McCarty	36.28	2,033.40
	H37914 Total			36.28	2,033.40
	H89030	Affordable Rental Housing	Barbara Shaw	32.00	1,742.36
			Marlo Medellin	18.76	994.79
	H89030 Total			50.76	2,737.15
TIF Nmat Total				92.57	5,107.51



PHB-PDC IGA Billing
Direct Personal Services Summary

Fund Name	Project	Project Name	Employee Name	Hours	Amount
TIF-RiverDist	H37914	Housing Policy & Planning	Kim McCarty	54.16	3,013.75
	H37914 Total			54.16	3,013.75
	H37938	Blanchet House Redevelopment	Marlo Medellin	17.99	959.69
	H37938 Total			17.99	959.69
	H80036	Yards At Union Station	Marlo Medellin	16.24	887.95
	H80036 Total			16.24	887.95
	H89030	Affordable Rental Housing	Barbara Shaw	32.00	1,742.36
			Kari Hernandez	11.35	510.13
			Karl Dinkelspiel	23.53	1,279.68
			Kathryn Romero	13.19	714.12
			Michael Prothe	1.95	123.48
			Nathaniel McCoy	24.43	1,246.45
			Siobain Beddow	29.40	1,709.38
	H89030 Total			135.85	7,325.60
	H20042	Block U2	Kathryn Romero	-1.25	(58.05)
	H20042 Total			-1.25	(58.05)
	H20039	The Medford - Central City Concern	Marlo Medellin	7.10	373.78
	H20039 Total			7.10	373.78
TIF-RiverDist Total				230.09	12,502.72
TIF-SPB	H37914	Housing Policy & Planning	Kim McCarty	26.94	1,491.99
	H37914 Total			26.94	1,491.99
	H89030	Affordable Rental Housing	Barbara Shaw	12.80	696.95
			John Marshall	6.53	377.82
			Kari Hernandez	-1.95	(15.60)
			Karl Dinkelspiel	7.20	378.10
			Kathryn Romero	4.40	238.04
			Marlo Medellin	18.76	994.79
			Michael Prothe	-2.68	(25.48)
			Mary Welch	8.45	294.91
			Siobain Beddow	17.62	1,025.66
	H89030 Total			71.13	3,965.19
	H20036	1200 Tower Preservation	Michael Prothe	28.50	1,731.41
	H20036 Total			28.50	1,731.41
	H12027	Jefferson West Apartments	Barbara Shaw	4.00	210.85
			Kathryn Romero	2.63	140.39
	H12027 Total			6.63	351.24
	H20037	Lexington Apartments Preservation	Barbara Shaw	32.00	1,686.82
			Kari Hernandez	83.70	3,466.13
			Kathryn Romero	2.63	140.39
			Michael Prothe	32.10	1,944.19
	H20037 Total			150.43	7,237.53
	H20038	Park Tower Apartments Preservation	Kathryn Romero	2.63	140.39
	H20038 Total			2.63	140.39
TIF-SPB Total				286.26	14,917.75
Grand Total				1,333.47	69,850.83

RefDocNo	FM pstg dt	Fund name	Pynt Bgdt	Funds center name	Cl text	Funded Program	Description of Funded Program	Val type text	Text
5000230534	12/5/2012	TIF Gateway	4,187.50	Housing Finance	Legal	H89034	Gilsan Commons - Human Solutions	Invoices	
5000231847	12/12/2012	TIF Gateway	39,688.12	Housing Finance	Outgoing loan disb	H20017	Ventura Park Affordable Housing	Invoices	107374-12
3100509562	12/13/2012	TIF Gateway	1,659.66	Housing Finance	Miscellaneous	NON-PROGRAM	NON-PROGRAM	Invoices	604 NE 99th Ave, Portland
3100509562	12/13/2012	TIF Gateway	1.00	Housing Finance	Miscellaneous	NON-PROGRAM	NON-PROGRAM	Invoices	604 NE 99th Ave, Portland
5000234075	12/28/2012	TIF Gateway	4,562.50	Housing Finance	Legal	H89034	Gilsan Commons - Human Solutions	Invoices	
		TIF Gateway Total	50,998.78						
5000230074	12/3/2012	TIF Interstate	2,977.21	Neighborhood Housing	Outgoing Grant-Subre	NON-PROGRAM	NON-PROGRAM	Invoices	
5000230083	12/3/2012	TIF Interstate	3,080.45	Neighborhood Housing	Outgoing Grant-Subre	NON-PROGRAM	NON-PROGRAM	Invoices	
5000230084	12/3/2012	TIF Interstate	13,701.09	Neighborhood Housing	Outgoing Grant-Subre	NON-PROGRAM	NON-PROGRAM	Invoices	
5000230208	12/3/2012	TIF Interstate	1,105.21	Housing Finance	Outgoing loan disb	H20027	PCRI Scattered Site - FY10 NOFA - Big 10	Invoices	107271-12
5000230370	12/4/2012	TIF Interstate	140.42	Neighborhood Housing	Outgoing loan disb	H89020	Homebuyer Assistance Program	Invoices	107304
5000230704	12/6/2012	TIF Interstate	171.00	Neighborhood Housing	Outgoing loan disb	H89010	Home Repair Program	Invoices	2150000
5000231002	12/7/2012	TIF Interstate	3,481.67	Neighborhood Housing	Outgoing Grant-Subre	NON-PROGRAM	NON-PROGRAM	Invoices	
5000232222	12/14/2012	TIF Interstate	3,885.00	Neighborhood Housing	Outgoing loan disb	H89010	Home Repair Program	Invoices	2150009
5000232224	12/14/2012	TIF Interstate	1,356.00	Neighborhood Housing	Outgoing Grant-Subre	H89020	Homebuyer Assistance Program	Invoices	107304
5000233508	12/21/2012	TIF Interstate	10,233.46	Housing Finance	Outgoing loan disb	H20027	PCRI Scattered Site - FY10 NOFA - Big 10	Invoices	107304
5000233616	12/21/2012	TIF Interstate	2,737.29	Neighborhood Housing	Outgoing Grant-Subre	NON-PROGRAM	NON-PROGRAM	Invoices	107271-12
5000233618	12/21/2012	TIF Interstate	2,748.62	Neighborhood Housing	Outgoing Grant-Subre	NON-PROGRAM	NON-PROGRAM	Invoices	
5000233619	12/21/2012	TIF Interstate	5,230.05	Neighborhood Housing	Outgoing Grant-Subre	NON-PROGRAM	NON-PROGRAM	Invoices	
		TIF Interstate Total	52,083.97						
5000230074	12/3/2012	TIF Lents	3,440.69	Neighborhood Housing	Outgoing Grant-Subre	NON-PROGRAM	NON-PROGRAM	Invoices	
5000230083	12/3/2012	TIF Lents	3,084.22	Neighborhood Housing	Outgoing Grant-Subre	NON-PROGRAM	NON-PROGRAM	Invoices	
5000230213	12/3/2012	TIF Lents	13,534.90	Housing Finance	Outgoing loan disb	H20033	PCRI Scattered Sites - 8923 SE Ellis	Invoices	107270-12
5000230424	12/4/2012	TIF Lents	14,950.67	Housing Finance	Outgoing Grant-Subre	H37930	HAP Scattered Sites Rehab - Lents	Invoices	106947-11
5000230584	12/5/2012	TIF Lents	3,364.65	Neighborhood Housing	Outgoing Grant-Subre	H89020	Homebuyer Assistance Program	Invoices	2110003-A
5000230619	12/5/2012	TIF Lents	24,000.00	Neighborhood Housing	Outgoing loan disb	H89020	Homebuyer Assistance Program	Invoices	2110008
5000230762	12/6/2012	TIF Lents	2,850.00	Neighborhood Housing	Outgoing Grant-Subre	H89020	Homebuyer Assistance Program	Invoices	107325
5000231338	12/10/2012	TIF Lents	350.00	Neighborhood Housing	Outgoing Grant-Subre	NON-PROGRAM	NON-PROGRAM	Invoices	2110003-A
5000231339	12/10/2012	TIF Lents	2,327.00	Neighborhood Housing	Outgoing loan disb	H89010	Home Repair Program	Invoices	2150001
5000232038	12/13/2012	TIF Lents	1,065.14	Neighborhood Housing	Outgoing Grant-Subre	H89020	Homebuyer Assistance Program	Invoices	107326
5000232064	12/13/2012	TIF Lents	50,242.04	Housing Finance	Outgoing loan disb	H20023	Kah San Chako Haws - NAVA	Invoices	107341-12
5000232850	12/18/2012	TIF Lents	1,439.86	Neighborhood Housing	Outgoing loan disb	H89010	Home Repair Program	Invoices	2150001
5000233106	12/19/2012	TIF Lents	333.50	Neighborhood Housing	Outgoing Grant-Subre	H89020	Homebuyer Assistance Program	Invoices	107203
5000233511	12/21/2012	TIF Lents	16,167.05	Housing Finance	Outgoing loan disb	H20033	PCRI Scattered Sites - 8923 SE Ellis	Invoices	107270-12
5000233616	12/21/2012	TIF Lents	2,437.79	Neighborhood Housing	Outgoing Grant-Subre	NON-PROGRAM	NON-PROGRAM	Invoices	
5000233618	12/21/2012	TIF Lents	1,925.24	Neighborhood Housing	Outgoing Grant-Subre	NON-PROGRAM	NON-PROGRAM	Invoices	
5000234001	12/27/2012	TIF Lents	32,000.00	Neighborhood Housing	Outgoing loan disb	H89020	Homebuyer Assistance Program	Invoices	2110010
		TIF Lents Total	178,005.92						
5000232679	12/18/2012	TIF North Macadam	245,020.61	Housing Finance	Outgoing loan disb	H10543	Block 49 Veterans Housing - REACH	Invoices	106898-11
		TIF North Macadam Total	245,020.61						
5000232608	12/17/2012	TIF River District	1,424.60	Housing Finance	Professional Svcs	H12030	Fairfield Apartments Redevelopment	Invoices	
5000232609	12/17/2012	TIF River District	8,880.75	Housing Finance	Professional Svcs	H12030	Fairfield Apartments Redevelopment	Invoices	
5000232610	12/17/2012	TIF River District	5,227.50	Housing Finance	Professional Svcs	H12030	Fairfield Apartments Redevelopment	Invoices	
5000232611	12/17/2012	TIF River District	6,219.70	Housing Finance	Professional Svcs	H12030	Fairfield Apartments Redevelopment	Invoices	
5000232911	12/18/2012	TIF River District	507.00	Housing Finance	Professional Svcs	H12030	Fairfield Apartments Redevelopment	Invoices	
5000233096	12/19/2012	TIF River District	229,710.82	Housing Finance	Outgoing Grant-Subre	H80036	Yards At Union Station Phase C	Invoices	107206-12
		TIF River District Total	251,970.37						
5000232249	12/14/2012	TIF South Park Block	1,715,000.00	Housing Finance	Outgoing loan disb	H20037	Lexington Apts - Park Tower Preservation	Invoices	107416-12
5000232727	12/18/2012	TIF South Park Block	117,873.70	Housing Finance	Outgoing loan disb	H20036	1200 Tower Preservation	Invoices	107356-12
		TIF South Park Block Total	1,832,873.70						
		Grand Total	2,610,053.35						

Note: Transactions in italics are technical corrections that net to zero.



PHB-PDC IGA Billing
Indirect Personal Services Summary


Fund Name	Employee Name	Hours	Salary & Benefits
TIF	Alice Williams	50.40	2,137.88
	Alissa Beddow	35.28	926.73
	Amy Edwards		7,569.45
	Andrea Matthiessen	21.60	1,152.55
	Anna Benson	59.11	3,440.60
	Anna Shook	43.36	2,402.57
	Antoinette Pietka	41.99	2,508.15
	Benjamin Yeager	21.51	1,050.04
	Charlie Chau	50.70	2,664.41
	Daniel Ledezma	58.80	3,368.96
	Donna Lewis	50.40	1,665.12
	Dorothea Van Bockel	16.82	883.92
	Jacob Fox	58.80	4,283.62
	Javier Mena	50.40	3,127.97
	Jaymee Cuti	58.80	2,414.37
	Kathleen Allen	67.20	4,371.42
	Kathy Anderson Peoples	42.26	2,099.67
	Leslie Goodlow	50.40	3,246.38
	Letimya Clayton	59.14	3,465.20
	Liam Frost	51.08	927.61
	Louise Glur	51.20	3,013.35
	Lynnette Jackson	50.40	2,265.87
	Marilyn Hurtley	8.40	326.74
	Mary Welch	33.80	1,179.59
	Michael Johnson	58.80	4,066.77
	Paul Stewart	146.80	8,486.21
	Piset Sao	58.80	2,381.07
	Sharon Johnson	8.46	401.22
	Skylaar Amann	0.02	0.00
	Stella Martinez	33.60	1,743.21
Thaooanh Doan	59.15	2,715.45	
Traci Manning	58.80	4,396.15	
Grand Total		1,456.28	84,682.25

PHB-PDC IGA Billing
Indirect Cost Allocation Worksheet

Direct Personal Services Expenses This Period	69,850.83
Indirect Personal Services Expenses This Period	84,682.25
Indirect Support Costs Billable This Period*	52,562.75

	Direct Personal Services This Period	% Of Total	Indirect Support Costs By URA	Indirect Personal Svcs Costs By URA
Central Eastside	503.38	0.7%	381.35	614.39
Convention Center	4,966.49	7.2%	3,762.54	6,061.71
Downtown Waterfront	-	0.0%	-	-
Gateway	3,215.43	4.6%	2,435.96	3,924.50
Interstate	16,648.14	24.0%	12,612.37	20,319.41
Lents	11,520.62	16.6%	8,727.84	14,061.16
North Macadam	5,107.51	7.4%	3,869.37	6,233.82
River District	12,502.72	18.0%	9,471.87	15,259.83
South Park Blocks	14,917.75	21.5%	11,301.45	18,207.43
Total	69,382.04		52,562.75	84,682.25

**Calculated at 75.25% (HUD-approved indirect cost rate for PHB) of direct personal services*



PHB-PDC IGA Billing
Program Revenue Detail

RefDocNo	FM psdg d.	Fund name	Pymt Bdgt	Funds center name	Cl text	Funded Program	Description of Funded Program	Text
3700030083	12/3/2012	TIF Central Eastside	(211.71)	Housing Finance	Loan repayments	NON-PROGRAM	NON-PROGRAM	38480-06
3700030083	12/3/2012	TIF Central Eastside	(56.49)	Housing Finance	Interest Income	NON-PROGRAM	NON-PROGRAM	38480-06
		TIF Central Eastside Total	(268.20)					
5200006971	12/14/2012	TIF Convention Cntr	(3,154.58)	Housing Finance	Loan repayments	NON-PROGRAM	NON-PROGRAM	38615-10
5200006971	12/14/2012	TIF Convention Cntr	(2,051.61)	Housing Finance	Interest Income	NON-PROGRAM	NON-PROGRAM	38615-10
		TIF Convention Cntr Total	(5,206.19)					
5200006916	12/5/2012	TIF Dwmtn Wtrfrnt	(926.74)	Housing Finance	Loan repayments	NON-PROGRAM	NON-PROGRAM	38348-04
5200006916	12/5/2012	TIF Dwmtn Wtrfrnt	(879.40)	Housing Finance	Interest Income	NON-PROGRAM	NON-PROGRAM	38348-04
5200006923	12/6/2012	TIF Dwmtn Wtrfrnt	(20,342.00)	Housing Finance	Loan repayments	NON-PROGRAM	NON-PROGRAM	38324-03
3700030237	12/11/2012	TIF Dwmtn Wtrfrnt	(4,374.81)	Housing Finance	Loan repayments	NON-PROGRAM	NON-PROGRAM	38114-99
3700030237	12/11/2012	TIF Dwmtn Wtrfrnt	(7,209.00)	Housing Finance	Loan repayments	NON-PROGRAM	NON-PROGRAM	38024-97
3700030237	12/11/2012	TIF Dwmtn Wtrfrnt	(2,011.55)	Housing Finance	Loan repayments	NON-PROGRAM	NON-PROGRAM	38304-02
3700030237	12/11/2012	TIF Dwmtn Wtrfrnt	(1,815.94)	Housing Finance	Loan repayments	NON-PROGRAM	NON-PROGRAM	38107-99
3700030237	12/11/2012	TIF Dwmtn Wtrfrnt	(13,259.19)	Housing Finance	Interest Income	NON-PROGRAM	NON-PROGRAM	38114-99
3700030237	12/11/2012	TIF Dwmtn Wtrfrnt	(1,198.75)	Housing Finance	Interest Income	NON-PROGRAM	NON-PROGRAM	38024-97
3700030237	12/11/2012	TIF Dwmtn Wtrfrnt	(1,455.95)	Housing Finance	Interest Income	NON-PROGRAM	NON-PROGRAM	38304-02
3700030237	12/11/2012	TIF Dwmtn Wtrfrnt	(1,018.80)	Housing Finance	Interest Income	NON-PROGRAM	NON-PROGRAM	38107-99
5200006954	12/12/2012	TIF Dwmtn Wtrfrnt	(3,336.36)	Housing Finance	Loan repayments	NON-PROGRAM	NON-PROGRAM	13574-97
5200006954	12/12/2012	TIF Dwmtn Wtrfrnt	(2,734.74)	Housing Finance	Interest Income	NON-PROGRAM	NON-PROGRAM	13574-97
		TIF Dwmtn Wtrfrnt Total	(60,563.23)					
5200006905	12/4/2012	TIF Interstate	(80.52)	Neighborhood Housing	Loan repayments	NON-PROGRAM	NON-PROGRAM	104538
5200006905	12/4/2012	TIF Interstate	(62.19)	Neighborhood Housing	Interest Income	NON-PROGRAM	NON-PROGRAM	104538
3700030189	12/7/2012	TIF Interstate	(500.00)	Neighborhood Housing	Service fee	NON-PROGRAM	NON-PROGRAM	2110006
5200006932	12/7/2012	TIF Interstate	(19.01)	Neighborhood Housing	Loan repayments	NON-PROGRAM	NON-PROGRAM	106000
5200006932	12/7/2012	TIF Interstate	(49.47)	Neighborhood Housing	Interest Income	NON-PROGRAM	NON-PROGRAM	106000
5200006954	12/12/2012	TIF Interstate	(21.00)	Neighborhood Housing	Service fee	NON-PROGRAM	NON-PROGRAM	104997
5200006954	12/12/2012	TIF Interstate	(2,198.20)	Neighborhood Housing	Service fee	NON-PROGRAM	NON-PROGRAM	106986
5200006954	12/12/2012	TIF Interstate	(21.00)	Neighborhood Housing	Service fee	NON-PROGRAM	NON-PROGRAM	106986
5200006954	12/12/2012	TIF Interstate	(15,229.00)	Neighborhood Housing	Loan repayments	NON-PROGRAM	NON-PROGRAM	106986
5200006954	12/12/2012	TIF Interstate	(87.00)	Neighborhood Housing	Miscellaneous Refund	NON-PROGRAM	NON-PROGRAM	104997
5200006954	12/12/2012	TIF Interstate	(97.00)	Neighborhood Housing	Miscellaneous Refund	NON-PROGRAM	NON-PROGRAM	106986
5200006971	12/14/2012	TIF Interstate	(48.66)	Neighborhood Housing	Loan repayments	NON-PROGRAM	NON-PROGRAM	104881
5200006971	12/14/2012	TIF Interstate	(38.61)	Neighborhood Housing	Interest Income	NON-PROGRAM	NON-PROGRAM	104881
5200006984	12/17/2012	TIF Interstate	(21.00)	Neighborhood Housing	Service fee	NON-PROGRAM	NON-PROGRAM	107007
5200006984	12/17/2012	TIF Interstate	(13.98)	Neighborhood Housing	Loan repayments	NON-PROGRAM	NON-PROGRAM	104817
5200006984	12/17/2012	TIF Interstate	(34.54)	Neighborhood Housing	Loan repayments	NON-PROGRAM	NON-PROGRAM	104817
5200006984	12/17/2012	TIF Interstate	(24,800.00)	Neighborhood Housing	Loan repayments	NON-PROGRAM	NON-PROGRAM	107007
5200006984	12/17/2012	TIF Interstate	(4.66)	Neighborhood Housing	Interest Income	NON-PROGRAM	NON-PROGRAM	104817
5200006984	12/17/2012	TIF Interstate	(39.97)	Neighborhood Housing	Interest Income	NON-PROGRAM	NON-PROGRAM	104817
5200006984	12/17/2012	TIF Interstate	(97.00)	Neighborhood Housing	Miscellaneous Refund	NON-PROGRAM	NON-PROGRAM	107007
5200007030	12/26/2012	TIF Interstate	(21.00)	Neighborhood Housing	Service fee	NON-PROGRAM	NON-PROGRAM	105066
5200007030	12/26/2012	TIF Interstate	(12,361.00)	Neighborhood Housing	Loan repayments	NON-PROGRAM	NON-PROGRAM	105066
5200007030	12/26/2012	TIF Interstate	(1,845.06)	Neighborhood Housing	Interest Income	NON-PROGRAM	NON-PROGRAM	105066

RefDocNo	FM psrg d.	Fund name	Pymt Bdct	Funds center name	Cl text	Funded Program	Description of Funded Program	Text
5200007030	12/26/2012	TIF Interstate	(97.00)	Neighborhood Housing	Miscellaneous Refund	NON-PROGRAM	NON-PROGRAM	105066
		TIF Interstate Total	(57,786.87)					
3700030093	12/4/2012	TIF Lents	(500.00)	Neighborhood Housing	Service fee	NON-PROGRAM	NON-PROGRAM	2110003
5200006916	12/5/2012	TIF Lents	(300.00)	Neighborhood Housing	Loan repayments	NON-PROGRAM	NON-PROGRAM	101400
5200006932	12/7/2012	TIF Lents	(180.62)	Neighborhood Housing	Loan repayments	NON-PROGRAM	NON-PROGRAM	104979
5200006932	12/7/2012	TIF Lents	(19.38)	Neighborhood Housing	Interest Income	NON-PROGRAM	NON-PROGRAM	104979
3700030293	12/11/2012	TIF Lents	(500.00)	Neighborhood Housing	Service fee	NON-PROGRAM	NON-PROGRAM	2110008
5200006954	12/12/2012	TIF Lents	(26.30)	Neighborhood Housing	Loan repayments	NON-PROGRAM	NON-PROGRAM	103496
5200006954	12/12/2012	TIF Lents	(68.78)	Neighborhood Housing	Loan repayments	NON-PROGRAM	NON-PROGRAM	104453
5200006954	12/12/2012	TIF Lents	(0.15)	Neighborhood Housing	Loan repayments	NON-PROGRAM	NON-PROGRAM	104453
5200006954	12/12/2012	TIF Lents	(10.30)	Neighborhood Housing	Interest Income	NON-PROGRAM	NON-PROGRAM	103496
5200006954	12/12/2012	TIF Lents	(68.07)	Neighborhood Housing	Interest Income	NON-PROGRAM	NON-PROGRAM	104453
5200006971	12/14/2012	TIF Lents	(34.62)	Neighborhood Housing	Loan repayments	NON-PROGRAM	NON-PROGRAM	106375
5200006971	12/14/2012	TIF Lents	(1.62)	Neighborhood Housing	Loan repayments	NON-PROGRAM	NON-PROGRAM	106375
5200006971	12/14/2012	TIF Lents	(63.76)	Neighborhood Housing	Interest Income	NON-PROGRAM	NON-PROGRAM	106375
5200007063	12/21/2012	TIF Lents	(5.52)	Neighborhood Housing	Penalty	NON-PROGRAM	NON-PROGRAM	104146
5200007063	12/21/2012	TIF Lents	(3.40)	Neighborhood Housing	Penalty	NON-PROGRAM	NON-PROGRAM	104146
5200007063	12/21/2012	TIF Lents	(21.00)	Neighborhood Housing	Service fee	NON-PROGRAM	NON-PROGRAM	103808
5200007063	12/21/2012	TIF Lents	(15,201.00)	Neighborhood Housing	Loan repayments	NON-PROGRAM	NON-PROGRAM	103808
5200007063	12/21/2012	TIF Lents	(65.83)	Neighborhood Housing	Loan repayments	NON-PROGRAM	NON-PROGRAM	104146
5200007063	12/21/2012	TIF Lents	(3,148.49)	Neighborhood Housing	Interest Income	NON-PROGRAM	NON-PROGRAM	103808
5200007063	12/21/2012	TIF Lents	(0.68)	Neighborhood Housing	Interest Income	NON-PROGRAM	NON-PROGRAM	104146
5200007063	12/21/2012	TIF Lents	(44.57)	Neighborhood Housing	Interest Income	NON-PROGRAM	NON-PROGRAM	104146
5200007063	12/21/2012	TIF Lents	(97.00)	Neighborhood Housing	Miscellaneous Refund	NON-PROGRAM	NON-PROGRAM	103808
5200007030	12/26/2012	TIF Lents	(21.00)	Housing Finance	Service fee	NON-PROGRAM	NON-PROGRAM	106929-11
5200007030	12/26/2012	TIF Lents	(21.00)	Housing Finance	Service fee	NON-PROGRAM	NON-PROGRAM	106929-11
5200007030	12/26/2012	TIF Lents	(97,154.14)	Housing Finance	Loan repayments	NON-PROGRAM	NON-PROGRAM	106929-11
5200007030	12/26/2012	TIF Lents	(96,843.30)	Housing Finance	Loan repayments	NON-PROGRAM	NON-PROGRAM	106929-11
5200007030	12/26/2012	TIF Lents	(87.00)	Housing Finance	Miscellaneous Refund	NON-PROGRAM	NON-PROGRAM	106929-11
5200007030	12/26/2012	TIF Lents	(87.00)	Housing Finance	Miscellaneous Refund	NON-PROGRAM	NON-PROGRAM	106929-11
		TIF Lents Total	(214,574.53)					
5200006898	12/3/2012	TIF River District	(1,560.09)	Housing Finance	Loan repayments	NON-PROGRAM	NON-PROGRAM	38328-03
5200006898	12/3/2012	TIF River District	(939.91)	Housing Finance	Interest Income	NON-PROGRAM	NON-PROGRAM	38328-03
3700030082	12/4/2012	TIF River District	(2,180.56)	Housing Finance	Loan repayments	NON-PROGRAM	NON-PROGRAM	38387-04
3700030082	12/4/2012	TIF River District	(3,942.32)	Housing Finance	Interest Income	NON-PROGRAM	NON-PROGRAM	38387-04
5200006945	12/11/2012	TIF River District	(13,689.11)	Housing Finance	Loan repayments	NON-PROGRAM	NON-PROGRAM	38208-00
5200006945	12/11/2012	TIF River District	(10,555.99)	Housing Finance	Interest Income	NON-PROGRAM	NON-PROGRAM	38208-00
		TIF River District Total	(32,867.98)					
5200006932	12/7/2012	TIF South Park Block	(3,082.68)	Housing Finance	Loan repayments	NON-PROGRAM	NON-PROGRAM	38105-99
5200006932	12/7/2012	TIF South Park Block	(2,167.32)	Housing Finance	Interest Income	NON-PROGRAM	NON-PROGRAM	38105-99
5200006932	12/7/2012	TIF South Park Block	(92.75)	Neighborhood Housing	Loan repayments	NON-PROGRAM	NON-PROGRAM	100544-12
5200006932	12/7/2012	TIF South Park Block	(188.49)	Neighborhood Housing	Loan repayments	NON-PROGRAM	NON-PROGRAM	100711-11
5200006932	12/7/2012	TIF South Park Block	(52.62)	Neighborhood Housing	Interest Income	NON-PROGRAM	NON-PROGRAM	100544-12

PHB-PDC IGA Billing
 Program Revenue Detail

RefDocNo	FM psig. d.	Fund name	Pynt Bdgt	Funds center name	Cl text	Funded Program	Description of Funded Program	Text
5200006932	12/7/2012	TIF South Park Block	(93.27)	Neighborhood Housing	Interest Income	NON-PROGRAM	NON-PROGRAM	100711-11
5200006954	12/12/2012	TIF South Park Block	(124.58)	Neighborhood Housing	Loan repayments	NON-PROGRAM	NON-PROGRAM	100552-11
5200006954	12/12/2012	TIF South Park Block	(13.13)	Neighborhood Housing	Loan repayments	NON-PROGRAM	NON-PROGRAM	100552-11
5200006954	12/12/2012	TIF South Park Block	(62.29)	Neighborhood Housing	Interest Income	NON-PROGRAM	NON-PROGRAM	100552-11
		TIF South Park Block Total	(5,877.13)					
		Grand Total	(377,144.13)					

