

**PHB-PDC Intergovernmental Agreement Invoice
FY 2012-13**

Date: 10/3/2012


Senior Financial Analyst: Paul Stewart

Prepared and Reviewed: (PS)


Principal Financial Analyst: Mike Johnson

Reviewed and Approved: 

Bureau Operations Mgr: Leslie Goodlow

Reviewed and Approved: 

Bureau Director: Traci Manning

Reviewed and Approved: 



CITY OF
PORTLAND, OREGON
 PORTLAND HOUSING BUREAU

Nick Fish, Commissioner
 Traci Manning, Director
 421 SW 6th Avenue, Suite 500
 Portland OR 97204
 (503) 823-2375
 Fax (503) 823-2387

FORM OF CERTIFICATION

Contract #: 32002714 Invoice Period: September 2012 Invoice #: 10105685

Organization: Portland Housing Bureau	Total Contract: \$42,228,095
Mailing Address: 421 SW 6th Ave, Suite 500 Portland, OR 97204	
Contact Name/ Title: Mike Johnson Principal Financial Analyst	
Phone/Fax: 503-823-4176	

Activity	Budget	Billed Activity This Period	Billed Activity YTD	Balance From Budget
Personal Services & Indirect	\$3,352,885	\$203,264.07	\$571,298.77	\$2,781,586.23
External M&S, Capital & Financial Assistance	\$38,875,210	\$1,154,182.49	\$5,204,600.74	\$33,670,609.26
Expenses Applied To Program Income	\$0	(\$636,250.47)	(\$2,804,161.32)	N/A
Total	\$42,228,095	\$721,196.09	\$2,971,738.19	\$39,256,356.81

Total Amount Requested: Taxable \$0.00 Non-taxable \$721,196.09

Total Balance: \$39,256,356.81

Bureau Director's Certification

The undersigned certifies the following:

1. The Bureau has incurred capital project and administrative expenses, for which it now requests reimbursement from the urban renewal line of credit and/or taxable bond proceeds.
2. The incurred expenses are tax increment financing (TIF) eligible under ORS 457 to be paid for with bond proceeds of urban renewal areas.
3. If applicable, the incurred expenses are eligible to be paid for with tax-exempt bond proceeds.
4. Payments in the amount of the requested reimbursement have previously been disbursed.
5. A list of projects and amounts for which the funds were expended has been attached, along with supporting documentation.
6. All documents supporting this reimbursement will be retained by the PHB for the life of the bonds, and any refinancing used to repay the bonds, plus three years.
7. These expenditures are subject to future audit.

Signature

Traci Manning, Director


Print Name

FOR OFFICE USE ONLY

I have received this information and have forwarded the invoice for processing.

Contract Manager

Date Sent to Accounting



PHB-PDC IA Billing
URA Activity Summary

	Program Income		Direct Expense				Indirect Expense			Billing Summary		
	Starting Balance	Current Activity	External M&S	Personnel Services	Personnel Services	Support Cost	Tax Increment Billed	Expense Applied to PI	PI Balance Remaining			
Central Eastside	-	(268.20)	-	1,690.33	1,730.23	1,283.65	4,436.01	268.20	-			
Convention Center	-	(5,206.19)	796.01	2,942.66	3,012.12	2,234.67	3,779.27	5,206.19	-			
Downtown Waterfront	(668,561.89)	(40,221.23)	-	668.01	-	-	-	668.01	(708,115.11)			
Gateway	-	(84,581.20)	86,685.05	11,980.20	12,262.97	9,097.83	35,444.85	84,581.20	-			
Interstate	-	(88,616.13)	74,348.29	13,356.26	13,671.51	10,142.81	22,902.74	88,616.13	-			
Lents	-	(121,383.70)	390,426.70	14,813.19	15,162.83	11,249.21	310,268.23	121,383.70	-			
North Macadam	-	-	332,560.22	4,241.73	4,341.85	3,221.19	344,364.99	-	-			
River District	(936,101.54)	(32,867.98)	244,889.02	8,036.41	8,226.09	6,102.89	-	267,254.41	(704,715.11)			
South Park Blocks	(1,709,058.60)	(115,746.79)	24,477.20	15,736.72	16,108.16	11,950.55	-	68,272.63	(1,756,532.76)			
Total	(3,313,722.03)	(488,891.42)	1,154,182.49	73,465.51	74,515.76	55,282.80	721,196.09	636,250.47	(3,166,362.98)			

PHB-PDC IGA Billing
Direct Personal Services Summary

Cost Element Text (All)

Fund Name	Project	Project Name	Employee Name	Values	
				Hours	Amount
TIF-CES	H37914	Housing Policy & Planning	Kim McCarty	31.51	1,674.51
	H37914 Total			31.51	1,674.51
	H20028	Loan Servicing / Asset Management Next Generation	Barbara Shaw	0.30	15.82
	H20028 Total			0.30	15.82
TIF-CES Total				31.81	1,690.33
TIF-ConvCtr	H37914	Housing Policy & Planning	David Sheern	16.00	782.00
	H37914 Total			16.00	782.00
	H80003	Lloyd Cascadian Phase II	Karl Dinkelspiel	4.60	241.55
	H80003 Total			4.60	241.55
	H89030	Affordable Rental Housing	Barbara Shaw	6.28	331.13
			John Marshall	5.54	310.96
			Kari Hernandez	7.65	351.03
			Karl Dinkelspiel	17.16	901.48
	H89030 Total			36.63	1,894.60
	H20028	Loan Servicing / Asset Management Next Generation	Kari Hernandez	0.60	24.51
	H20028 Total			0.60	24.51
TIF-ConvCtr Total				57.83	2,942.66
TIF-DTWF	H89030	Affordable Rental Housing	Karl Dinkelspiel	12.72	668.01
	H89030 Total			12.72	668.01
TIF-DTWF Total				12.72	668.01
TIF-Gateway	H37914	Housing Policy & Planning	David Sheern	32.00	1,563.85
	H37914 Total			32.00	1,563.85
	H89030	Affordable Rental Housing	John Marshall	11.08	621.65
			Karl Dinkelspiel	14.30	751.24
			Kathryn Romero	14.03	786.52
			Nathaniel McCoy	2.80	141.66
	H89030 Total			42.21	2,301.07
	H89034	Gateway Glisan	John Marshall	39.80	2,234.15
			Karl Dinkelspiel	71.40	3,748.90
			Kathryn Romero	0.06	9.86
			Nathaniel McCoy	14.00	707.86
	H89034 Total			125.26	6,700.77
	H20017	Ventura Park - Habitat	Karl Dinkelspiel	-0.80	(42.00)
			Kathryn Romero	23.50	1,244.13
			Nathaniel McCoy	4.20	212.38
	H20017 Total			26.90	1,414.51
TIF-Gateway Total				226.97	11,980.20
TIF-Interstate	H20027	PCRI Scattered Sites - FY10 NOFA	Michael Prothe	20.20	1,193.60
	H20027 Total			20.20	1,193.60
	H34606	Killingsworth Block	Kari Hernandez	34.00	1,396.90
	H34606 Total			34.00	1,396.90
	H37914	Housing Policy & Planning	David Sheern	32.00	1,563.85
	H37914 Total			32.00	1,563.85
	H89010	Home Repair Projects	Philip Willis-Conger	5.50	276.82
			Beverly Keagbine	17.10	555.05
	H89010 Total			22.60	831.87
	H89020	Homebuyer Assistance	Beverly Keagbine	1.80	58.33
	H89020 Total			1.80	58.33
	H89030	Affordable Rental Housing	Barbara Shaw	3.14	165.62
			Kari Hernandez	7.70	351.30
			Karl Dinkelspiel	7.66	402.23
			Kathryn Romero	9.35	524.46
			Michael Prothe	6.70	394.68
			Nathaniel McCoy	1.41	70.95
			Mary Welch	8.01	266.78

PHB-PDC IGA Billing
Direct Personal Services Summary

Fund Name	Project	Project Name	Employee Name	Hours	Amount
	H89030	Affordable Rental Housing	Siobain Beddow	5.63	314.96
	H89030 Total			49.60	2,490.98
	H89035	Homeownership Development	Constance Buckley	32.00	1,680.68
			Kathy Milliken	16.00	778.28
			Philip Willis-Conger	28.70	1,444.78
			Beverly Keagbine	13.34	433.20
	H89035 Total			90.04	4,336.94
	H20041	Lifeworks NW - Home Forward	John Marshall	6.20	347.78
			Michael Prothe	-0.80	(47.26)
	H20041 Total			5.40	300.52
	H19032	King Parks Affordable Housing	Karl Dinkelspiel	2.00	105.03
			Marlo Medellin	16.98	892.31
	H19032 Total			18.98	997.34
	H20028	Loan Servicing / Asset Management Next Generation	Kari Hernandez	0.60	24.51
			Kathryn Romero	0.28	14.91
			Siobain Beddow	2.35	131.86
			Beverly Keagbine	0.45	14.65
	H20028 Total			3.68	185.93
TIF Interstate Total				278.80	13,356.26
TIF Lents	H20023	Holgate House - NAYA	Kari Hernandez	0.90	37.21
			Marlo Medellin	10.21	536.55
			Nathaniel McCoy	-1.00	(50.54)
	H20023 Total			10.11	523.22
	H20031	Beyer Court - Rose CDC	Kathryn Romero	0.50	26.12
			Nathaniel McCoy	9.30	470.19
	H20031 Total			9.80	496.31
	H20032	Raymond Street Apartments - Rose CDC	Nathaniel McCoy	20.70	1,046.62
	H20032 Total			20.70	1,046.62
	H33441	Dahila Commons Homeowner	Karl Dinkelspiel	14.00	735.10
			Nathaniel McCoy	23.10	1,167.93
	H33441 Total			37.10	1,903.03
	H37914	Housing Policy & Planning	David Sheern	32.00	1,563.85
	H37914 Total			32.00	1,563.85
	H89010	Home Repair Projects	Philip Willis-Conger	5.50	276.82
			Beverly Keagbine	13.40	434.99
	H89010 Total			18.90	711.81
	H89020	Homebuyer Assistance	Kari Hernandez	15.50	633.29
			Beverly Keagbine	23.85	773.14
	H89020 Total			39.35	1,406.43
	H89030	Affordable Rental Housing	Kari Hernandez	7.70	351.30
			Michael Prothe	4.45	263.24
			Nathaniel McCoy	2.80	141.66
			Mary Welch	8.01	266.78
			Siobain Beddow	5.63	314.96
	H89030 Total			28.59	1,337.94
	H89035	Homeownership Development	Constance Buckley	48.00	2,520.56
			Kathy Milliken	16.00	778.28
			Philip Willis-Conger	28.70	1,444.78
			Beverly Keagbine	13.34	433.20
	H89035 Total			106.04	5,176.82
	H20028	Loan Servicing / Asset Management Next Generation	Kari Hernandez	0.90	36.75
			Siobain Beddow	2.35	131.88
			Beverly Keagbine	0.45	14.65
	H20028 Total			3.70	183.28
	H37930	HAP Scattered Sites	Barbara Shaw	8.80	463.88
	H37930 Total			8.80	463.88
TIF Lents Total				315.95	14,813.19
TIF Nmac	H10543	Affordable Veterans Housing	Barbara Shaw	4.80	253.03

PHB-PDC IGA Billing
Direct Personal Services Summary

Fund Name	Project	Project Name	Employee Name	Hours	Amount
TIF Nmac	H10543	Affordable Veterans Housing	Marlo Medellin	17.79	934.44
	H10543 Total			22.59	1,187.47
	H37914	Housing Policy & Planning	Kim McCarty	28.17	1,496.96
	H37914 Total			28.17	1,496.96
	H89030	Affordable Rental Housing	Barbara Shaw	15.70	828.09
			Marlo Medellin	13.28	697.55
	H89030 Total			28.98	1,525.64
	H20028	Loan Servicing / Asset Management Next Generation	Barbara Shaw	0.60	31.66
	H20028 Total			0.60	31.66
TIF Nmac Total				80.34	4,241.73
TIF Rve/Dist	H37914	Housing Policy & Planning	Kim McCarty	28.74	1,525.88
	H37914 Total			28.74	1,525.88
	H37938	Blanchet House Redevelopment	Marlo Medellin	10.89	571.89
	H37938 Total			10.89	571.89
	H80036	Yards At Union Station	Marlo Medellin	7.21	378.72
	H80036 Total			7.21	378.72
	H89030	Affordable Rental Housing	Barbara Shaw	15.70	828.09
			Kari Hernandez	7.65	351.03
			Karl Dinkelspiel	5.72	300.45
			Kathryn Romero	14.03	786.52
			Michael Prothe	2.25	131.61
			Nathaniel McCoy	4.21	212.67
			Siobain Beddow	28.00	1,574.80
	H89030 Total			77.56	4,185.17
	H20028	Loan Servicing / Asset Management Next Generation	Barbara Shaw	0.60	31.66
			Kari Hernandez	0.60	24.51
			Kathryn Romero	0.84	44.79
			Kim McCarty	11.41	606.39
			Siobain Beddow	11.90	667.40
	H20028 Total			25.35	1,374.75
TIF RiverDist Total				143.75	8,036.41
TIF SPD	H37914	Housing Policy & Planning	Kim McCarty	25.06	1,331.41
	H37914 Total			25.06	1,331.41
	H89030	Affordable Rental Housing	Barbara Shaw	6.28	331.13
			John Marshall	5.54	310.96
			Kari Hernandez	7.65	351.03
			Karl Dinkelspiel	-0.20	(10.51)
			Kathryn Romero	4.69	262.05
			Marlo Medellin	13.28	697.55
			Michael Prothe	8.90	526.24
			Mary Welch	8.01	266.78
			Siobain Beddow	16.86	944.93
	H89030 Total			71.01	3,680.16
	H20036	1200 Tower Preservation	John Marshall	10.60	596.06
			Kari Hernandez	9.10	374.26
			Kathryn Romero	2.68	164.33
			Michael Prothe	24.60	1,453.59
	H20036 Total			46.98	2,588.24
	H12027	Jefferson West Apartments	Barbara Shaw	17.60	927.78
	H12027 Total			17.60	927.78
	H20028	Loan Servicing / Asset Management Next Generation	Barbara Shaw	0.30	15.82
			Kari Hernandez	0.30	12.25
			Kathryn Romero	0.28	14.91
			Siobain Beddow	7.00	392.61
	H20028 Total			7.88	435.59
	H20037	Lexington Apartments Preservation	Barbara Shaw	32.40	1,707.95
			Kari Hernandez	9.60	392.09
			Michael Prothe	33.40	1,973.65

PHB-PDC IGA Billing
Direct Personal Services Summary

Fund Name	Project	Project Name	Employee Name	Hours	Amount
	H20037 Total			75.40	4,073.69
	H20038	Park Tower Apartments Preservation	Barbara Shaw	22.40	1,180.84
			Kari Hernandez	8.40	343.09
			Michael Prothe	19.90	1,175.92
	H20038 Total			50.70	2,699.85
TIF-SPB Total				124.63	15,736.72
Grand Total				1,446.84	73,465.51

PHB-PDC IGA Billing
Direct Expenses - Capital Financial Assistance

Ref/DocNo	FM psgr d.	Fund name	Pymt Bdgct	Funds center name	Cl text	Funded Program	Description of Funded Program	Valuetype text	Text
5000217633	9/13/2012	TIF Convention Cntr	452.49	Housing Finance	Other Misc. Services	H80002	2nd & Wasco Disposition Management	Invoices	
5000217633	9/13/2012	TIF Convention Cntr	343.52	Housing Finance	Other Misc. Services	H80003	Lloyd Cascadian Disposition Management	Invoices	
		TIF Convention Cntr Total	796.01						
5000217356	9/12/2012	TIF Gateway	86,302.20	Housing Finance	Outgoing loan disb	H20017	Ventura Park Affordable Housing	Invoices	107374-12
5000217633	9/13/2012	TIF Gateway	387.85	Housing Finance	Other Misc. Services	H89034	Gilsan Commons - Human Solutions	Invoices	
5000219130	9/24/2012	TIF Gateway	(5.00)	Housing Finance	Outgoing loan disb	H20017	Ventura Park Affordable Housing	Invoices	107374-12
		TIF Gateway Total	86,685.05						
5000216256	9/5/2012	TIF Interstate	25,853.80	Housing Finance	Outgoing loan disb	H20027	PCRI Scattered Site - FY10 NOFA - Big 10	Invoices	107271-12
5000216493	9/6/2012	TIF Interstate	1,795.00	Neighborhood Housing	Outgoing loan disb	H89010	Home Repair Program	Invoices	107263
1900068576	9/7/2012	TIF Interstate	36.63	Housing Finance	Local Millage	H89030	Affordable Rental Housing	Invoices	
1900068576	9/7/2012	TIF Interstate	3.20	Housing Finance	Local Other	H89030	Affordable Rental Housing	Invoices	
5000217569	9/13/2012	TIF Interstate	25,000.00	Housing Finance	Outgoing loan disb	H34606	Killingworth Block Redevelopment	Invoices	107170
5000217633	9/13/2012	TIF Interstate	237.45	Housing Finance	Other Misc. Services	H19032	King Parks Affordable Housing	Invoices	
5000217944	9/13/2012	TIF Interstate	1,243.45	Housing Finance	Other Misc. Services	H80026	Grant Warehouse Redevelopment	Invoices	
5000217945	9/17/2012	TIF Interstate	4,000.00	Neighborhood Housing	Outgoing Grant-Subre	H89020	Homebuyer Assistance Program	Invoices	107330
5000217945	9/17/2012	TIF Interstate	1,091.00	Neighborhood Housing	Outgoing loan disb	H89010	Home Repair Program	Invoices	107126
5000218070	9/18/2012	TIF Interstate	3,265.00	Neighborhood Housing	Outgoing loan disb	H89010	Home Repair Program	Invoices	107250
5000218783	9/20/2012	TIF Interstate	4,746.05	Neighborhood Housing	Outgoing Grant-Subre	H89020	Homebuyer Assistance Program	Invoices	107340
5000218845	9/20/2012	TIF Interstate	4,000.00	Neighborhood Housing	Outgoing Grant-Subre	H89020	Homebuyer Assistance Program	Invoices	107330
5000220059	9/28/2012	TIF Interstate	3,076.71	Neighborhood Housing	Outgoing Grant-Subre	H89020	Homebuyer Assistance Program	Invoices	107234
		TIF Interstate Total	74,348.29						
5000216475	9/6/2012	TIF Lents	233,116.95	Housing Finance	Outgoing loan disb	H20023	Kah San Chako Haws - NAVVA	Invoices	107341-12
1900068576	9/7/2012	TIF Lents	12.21	Housing Finance	Local Millage	H20031	Beyer Court - Rose CDC	Invoices	
1900068576	9/7/2012	TIF Lents	26.64	Housing Finance	Local Millage	H33441	Svaboda Dahlia Commons Homeownership	Invoices	
5000216688	9/12/2012	TIF Lents	194.99	Neighborhood Housing	Outgoing Grant-Subre	H89020	Homebuyer Assistance Program	Invoices	107358
5000217369	9/12/2012	TIF Lents	247.09	Neighborhood Housing	Outgoing Grant-Subre	H89020	Homebuyer Assistance Program	Invoices	
5000217397	9/12/2012	TIF Lents	3,860.00	Neighborhood Housing	Outgoing Grant-Subre	H89020	Homebuyer Assistance Program	Invoices	107309
5000217599	9/13/2012	TIF Lents	11,200.00	Housing Finance	Outgoing Grant-Subre	H37930	HAP Scattered Sites Reliab - Lents	Invoices	
5000218852	9/20/2012	TIF Lents	200.83	Neighborhood Housing	Outgoing Grant-Subre	H89020	Homebuyer Assistance Program	Invoices	107216
5000219536	9/26/2012	TIF Lents	90,000.00	Housing Finance	Outgoing loan disb	H33441	Svaboda Dahlia Commons Homeownership	Invoices	106929-11
5000219614	9/26/2012	TIF Lents	32,000.00	Neighborhood Housing	Outgoing loan disb	H89020	Homebuyer Assistance Program	Invoices	2110002
5000219655	9/26/2012	TIF Lents	54.31	Neighborhood Housing	Outgoing Grant-Subre	H89020	Homebuyer Assistance Program	Invoices	
5000220058	9/28/2012	TIF Lents	19,513.68	Housing Finance	Outgoing loan disb	H20032	Filand Aprts - Raymond St - Rose CDC	Invoices	107160-11
		TIF Lents Total	390,426.70						
5000218024	9/18/2012	TIF North Macadam	332,560.22	Housing Finance	Outgoing loan disb	H10543	Block 49 Veterans Housing - REACH	Invoices	106898-11
		TIF North Macadam Total	332,560.22						
5000217633	9/13/2012	TIF River District	947.84	Business Operations	Other Misc. Services	H20035	Property Management	Invoices	
5000217633	9/13/2012	TIF River District	1,277.86	Housing Finance	Other Misc. Services	H12030	Fairfield Apartments Redevelopment	Invoices	
5000217633	9/13/2012	TIF River District	74.75	Housing Finance	Other Misc. Services	H37936	BuddClarkCommons-RAC-Housing(Tax-Exempt)	Invoices	
5000218025	9/18/2012	TIF River District	242,588.57	Housing Finance	Outgoing loan disb	H80036	Yards At Union Station Phase C	Invoices	107206-12
		TIF River District Total	244,889.02						
5000217633	9/13/2012	TIF South Park Block	24,477.20	Housing Finance	Other Misc. Services	H12027	Jefferson West Apartments Redevelopment	Invoices	
		TIF South Park Block Total	24,477.20						
		Grand Total	1,154,182.49						

Note: Transactions in Italics are technical corrections that net to zero.

PHB-PDC IGA Billing
Indirect Personal Services Summary

Fund Name	Employee Name	Hours	Salary & Benefits
TIF	Alice Williams	48.00	1,915.55
	Andrea Matthiessen	21.61	1,142.97
	Anna Benson	55.95	3,075.24
	Anna Shook	39.25	2,047.75
	Antoinette Pietka	40.00	2,294.74
	Benjamin Yeager	34.56	1,487.40
	Charlie Chau	47.95	2,366.90
	Daniel Ledezma	56.00	3,138.80
	Donna Lewis	48.00	1,482.43
	Dorothea Van Bockel	16.00	823.42
	Jacob Fox	56.00	3,948.85
	Javier Mena	146.81	8,620.73
	Jaymee Cuti	33.60	1,201.89
	Kathleen Allen	64.00	4,011.98
	Kathy Anderson Peoples	-84.25	-3,908.83
	Leslie Goodlow	20.16	893.03
	Letimya Clayton	56.00	3,111.51
	Louise Glur	153.66	8,697.91
	Lynnette Jackson	145.20	6,330.19
	Marilyn Hurlley	8.00	299.91
	Mark Larabee	38.11	1,680.28
	Mary Welch	32.00	1,066.82
	Michael Johnson	55.60	3,704.74
	Paul Stewart	40.00	2,296.93
	Piset Sao	56.00	2,097.00
	Sharon Johnson	8.00	333.17
	Skylaar Amann	56.03	1,873.61
Stella Martinez	32.00	1,613.92	
Thaoanh Doan	56.01	2,543.63	
Traci Manning	56.00	4,323.28	
Grand Total		1,436.25	74,515.75

PHB-PDC IGA Billing
Indirect Cost Allocation Worksheet

Direct Personal Services Expenses This Period	73,465.51
Indirect Personal Services Expenses This Period	74,515.75
Indirect Support Costs Billable This Period*	55,282.80

	Direct Personal Services This Period	% Of Total	Indirect Support Costs By URA	Indirect Personal Svcs Costs By URA
Central Eastside	1,690.33	2.3%	1,283.65	1,730.23
Convention Center	2,942.66	4.0%	2,234.67	3,012.12
Downtown Waterfront	-	0.0%	-	-
Gateway	11,980.20	16.5%	9,097.83	12,262.97
Interstate	13,356.26	18.3%	10,142.81	13,671.51
Lents	14,813.19	20.3%	11,249.21	15,162.83
North Macadam	4,241.73	5.8%	3,221.19	4,341.85
River District	8,036.41	11.0%	6,102.89	8,226.09
South Park Blocks	15,736.72	21.6%	11,950.55	16,108.16
Total	72,797.50		55,282.80	74,515.76

**Calculated at 75.25% (HUD-approved indirect cost rate for PHB) of direct personal services*

PHB-PDC IGA Billing
Program Revenue Detail

RefDocNo	FM pstg d.	Fund name	Pymt Bdgt	Funds center name	Cl text	Funded Program	Description of Funded Program	Text
3700028235	9/5/2012	TIF Central Eastside	(209.29)	Housing Finance	Loan repayments	NON-PROGRAM	NON-PROGRAM	38480-06
3700028235	9/5/2012	TIF Central Eastside	(58.91)	Housing Finance	Interest Income	NON-PROGRAM	NON-PROGRAM	38480-06
		TIF Central Eastside Total	(268.20)					
5200006433	9/12/2012	TIF Convention Cntr	(3,062.61)	Housing Finance	Loan repayments	NON-PROGRAM	NON-PROGRAM	38615-10
5200006433	9/12/2012	TIF Convention Cntr	(2,143.58)	Housing Finance	Interest Income	NON-PROGRAM	NON-PROGRAM	38615-10
		TIF Convention Cntr Total	(5,206.19)					
5200006375	9/4/2012	TIF Dwrtn Wtrfrnt	(3,311.46)	Housing Finance	Loan repayments	NON-PROGRAM	NON-PROGRAM	13574-97
5200006375	9/4/2012	TIF Dwrtn Wtrfrnt	(2,759.64)	Housing Finance	Interest Income	NON-PROGRAM	NON-PROGRAM	13574-97
5200006381	9/5/2012	TIF Dwrtn Wtrfrnt	(919.83)	Housing Finance	Loan repayments	NON-PROGRAM	NON-PROGRAM	38348-04
5200006381	9/5/2012	TIF Dwrtn Wtrfrnt	(886.31)	Housing Finance	Interest Income	NON-PROGRAM	NON-PROGRAM	38348-04
3700028313	9/11/2012	TIF Dwrtn Wtrfrnt	(1,996.54)	Housing Finance	Loan repayments	NON-PROGRAM	NON-PROGRAM	38304-02
3700028313	9/11/2012	TIF Dwrtn Wtrfrnt	(4,342.16)	Housing Finance	Loan repayments	NON-PROGRAM	NON-PROGRAM	38114-99
3700028313	9/11/2012	TIF Dwrtn Wtrfrnt	(7,191.00)	Housing Finance	Loan repayments	NON-PROGRAM	NON-PROGRAM	38024-97
3700028313	9/11/2012	TIF Dwrtn Wtrfrnt	(1,768.38)	Housing Finance	Loan repayments	NON-PROGRAM	NON-PROGRAM	38107-99
3700028313	9/11/2012	TIF Dwrtn Wtrfrnt	(1,470.96)	Housing Finance	Interest Income	NON-PROGRAM	NON-PROGRAM	38304-02
3700028313	9/11/2012	TIF Dwrtn Wtrfrnt	(13,291.84)	Housing Finance	Interest Income	NON-PROGRAM	NON-PROGRAM	38114-99
3700028313	9/11/2012	TIF Dwrtn Wtrfrnt	(1,216.75)	Housing Finance	Interest Income	NON-PROGRAM	NON-PROGRAM	38024-97
3700028313	9/11/2012	TIF Dwrtn Wtrfrnt	(1,066.36)	Housing Finance	Interest Income	NON-PROGRAM	NON-PROGRAM	38107-99
		TIF Dwrtn Wtrfrnt Total	(40,221.23)					
5200006501	9/24/2012	TIF Gateway	(21.00)	Housing Finance	Service fee	NON-PROGRAM	NON-PROGRAM	107045-11
5200006501	9/24/2012	TIF Gateway	(84,560.20)	Housing Finance	Loan repayments	NON-PROGRAM	NON-PROGRAM	107045-11
		TIF Gateway Total	(84,581.20)					
5200006381	9/5/2012	TIF Interstate	(1.52)	Neighborhood Housing	Penalty	NON-PROGRAM	NON-PROGRAM	105191
5200006381	9/5/2012	TIF Interstate	(18.01)	Neighborhood Housing	Loan repayments	NON-PROGRAM	NON-PROGRAM	105191
5200006381	9/5/2012	TIF Interstate	(18.07)	Neighborhood Housing	Loan repayments	NON-PROGRAM	NON-PROGRAM	105191
5200006381	9/5/2012	TIF Interstate	(12.29)	Neighborhood Housing	Interest Income	NON-PROGRAM	NON-PROGRAM	105191
5200006381	9/5/2012	TIF Interstate	(12.23)	Neighborhood Housing	Interest Income	NON-PROGRAM	NON-PROGRAM	105191
3700028668	9/7/2012	TIF Interstate	500.00	Housing Finance	Service fee	NON-PROGRAM	NON-PROGRAM	107294
5200006415	9/10/2012	TIF Interstate	(21.00)	Neighborhood Housing	Service fee	NON-PROGRAM	NON-PROGRAM	105186
5200006415	9/10/2012	TIF Interstate	(75,495.00)	Neighborhood Housing	Loan repayments	NON-PROGRAM	NON-PROGRAM	105186
5200006415	9/10/2012	TIF Interstate	(13,080.40)	Neighborhood Housing	Interest Income	NON-PROGRAM	NON-PROGRAM	105186
5200006415	9/10/2012	TIF Interstate	(66.00)	Neighborhood Housing	Miscellaneous Refund	NON-PROGRAM	NON-PROGRAM	105186
5200006449	9/14/2012	TIF Interstate	(79.72)	Neighborhood Housing	Loan repayments	NON-PROGRAM	NON-PROGRAM	104538
5200006449	9/14/2012	TIF Interstate	(48.18)	Neighborhood Housing	Loan repayments	NON-PROGRAM	NON-PROGRAM	104881
5200006449	9/14/2012	TIF Interstate	(17.14)	Neighborhood Housing	Loan repayments	NON-PROGRAM	NON-PROGRAM	106000
5200006449	9/14/2012	TIF Interstate	(62.99)	Neighborhood Housing	Interest Income	NON-PROGRAM	NON-PROGRAM	104538
5200006449	9/14/2012	TIF Interstate	(39.09)	Neighborhood Housing	Interest Income	NON-PROGRAM	NON-PROGRAM	104881
5200006449	9/14/2012	TIF Interstate	(51.34)	Neighborhood Housing	Interest Income	NON-PROGRAM	NON-PROGRAM	106000
5200006464	9/18/2012	TIF Interstate	(4.66)	Neighborhood Housing	Loan repayments	NON-PROGRAM	NON-PROGRAM	104817
5200006464	9/18/2012	TIF Interstate	(47.99)	Neighborhood Housing	Loan repayments	NON-PROGRAM	NON-PROGRAM	104817
5200006464	9/18/2012	TIF Interstate	(40.50)	Neighborhood Housing	Interest Income	NON-PROGRAM	NON-PROGRAM	104817
		TIF Interstate Total	(88,616.13)					
5200006403	9/7/2012	TIF Lents	(21.00)	Housing Finance	Service fee	NON-PROGRAM	NON-PROGRAM	106946-11

PHB-PDC IGA Billing
Program Revenue Detail

RefDocNo	FM pstg. d.	Fund name	Pymt Bdgt	Funds center name	Cl text	Funded Program	Description of Funded Program	Text
5200006403	9/7/2012	TIF Lents	(120,000.00)	Housing Finance	Loan repayments	NON-PROGRAM	NON-PROGRAM	106946-11
5200006403	9/7/2012	TIF Lents	(66.00)	Housing Finance	Miscellaneous Refund	NON-PROGRAM	NON-PROGRAM	106946-11
5200006403	9/7/2012	TIF Lents	(300.00)	Neighborhood Housing	Loan repayments	NON-PROGRAM	NON-PROGRAM	101400
3700028322	9/11/2012	TIF Lents	(500.00)	Neighborhood Housing	Service fee	NON-PROGRAM	NON-PROGRAM	2110000
5200006421	9/11/2012	TIF Lents	(4.92)	Neighborhood Housing	Penalty	NON-PROGRAM	NON-PROGRAM	106375
5200006421	9/11/2012	TIF Lents	(67.92)	Neighborhood Housing	Loan repayments	NON-PROGRAM	NON-PROGRAM	104453
5200006421	9/11/2012	TIF Lents	(0.15)	Neighborhood Housing	Loan repayments	NON-PROGRAM	NON-PROGRAM	104453
5200006421	9/11/2012	TIF Lents	(32.15)	Neighborhood Housing	Loan repayments	NON-PROGRAM	NON-PROGRAM	106375
5200006421	9/11/2012	TIF Lents	(68.93)	Neighborhood Housing	Interest Income	NON-PROGRAM	NON-PROGRAM	104453
5200006421	9/11/2012	TIF Lents	(0.38)	Neighborhood Housing	Interest Income	NON-PROGRAM	NON-PROGRAM	106375
5200006421	9/11/2012	TIF Lents	(66.23)	Neighborhood Housing	Interest Income	NON-PROGRAM	NON-PROGRAM	106375
5200006449	9/14/2012	TIF Lents	(9.84)	Neighborhood Housing	Loan repayments	NON-PROGRAM	NON-PROGRAM	104146
5200006449	9/14/2012	TIF Lents	(56.05)	Neighborhood Housing	Loan repayments	NON-PROGRAM	NON-PROGRAM	104146
5200006449	9/14/2012	TIF Lents	(17.20)	Neighborhood Housing	Loan repayments	NON-PROGRAM	NON-PROGRAM	104894
5200006449	9/14/2012	TIF Lents	(2.14)	Neighborhood Housing	Loan repayments	NON-PROGRAM	NON-PROGRAM	104894
5200006449	9/14/2012	TIF Lents	(80.21)	Neighborhood Housing	Loan repayments	NON-PROGRAM	NON-PROGRAM	104979
5200006449	9/14/2012	TIF Lents	(45.11)	Neighborhood Housing	Interest Income	NON-PROGRAM	NON-PROGRAM	104146
5200006449	9/14/2012	TIF Lents	(25.68)	Neighborhood Housing	Interest Income	NON-PROGRAM	NON-PROGRAM	104894
5200006449	9/14/2012	TIF Lents	(19.79)	Neighborhood Housing	Interest Income	NON-PROGRAM	NON-PROGRAM	104979
TIF Lents Total			(121,383.70)					
3700028200	9/4/2012	TIF River District	(2,164.29)	Housing Finance	Loan repayments	NON-PROGRAM	NON-PROGRAM	38387-04
3700028200	9/4/2012	TIF River District	(3,958.59)	Housing Finance	Interest Income	NON-PROGRAM	NON-PROGRAM	38387-04
5200006381	9/5/2012	TIF River District	(1,548.45)	Housing Finance	Loan repayments	NON-PROGRAM	NON-PROGRAM	38328-03
5200006381	9/5/2012	TIF River District	(951.55)	Housing Finance	Interest Income	NON-PROGRAM	NON-PROGRAM	38328-03
5200006415	9/10/2012	TIF River District	(13,375.99)	Housing Finance	Loan repayments	NON-PROGRAM	NON-PROGRAM	38208-00
5200006415	9/10/2012	TIF River District	(10,869.11)	Housing Finance	Interest Income	NON-PROGRAM	NON-PROGRAM	38208-00
TIF River District Total			(32,867.98)					
3700028261	9/5/2012	TIF South Park Block	(110,015.03)	Housing Finance	Loan repayments	NON-PROGRAM	NON-PROGRAM	107239-11
5200006381	9/5/2012	TIF South Park Block	(123.55)	Neighborhood Housing	Loan repayments	NON-PROGRAM	NON-PROGRAM	100552-11
5200006381	9/5/2012	TIF South Park Block	(13.13)	Neighborhood Housing	Loan repayments	NON-PROGRAM	NON-PROGRAM	100552-11
5200006381	9/5/2012	TIF South Park Block	(63.32)	Neighborhood Housing	Interest Income	NON-PROGRAM	NON-PROGRAM	100552-11
5200006395	9/6/2012	TIF South Park Block	(187.09)	Neighborhood Housing	Loan repayments	NON-PROGRAM	NON-PROGRAM	100711-11
5200006395	9/6/2012	TIF South Park Block	(94.67)	Neighborhood Housing	Interest Income	NON-PROGRAM	NON-PROGRAM	100711-11
5200006415	9/10/2012	TIF South Park Block	(3,059.68)	Housing Finance	Loan repayments	NON-PROGRAM	NON-PROGRAM	38105-99
5200006415	9/10/2012	TIF South Park Block	(2,190.32)	Housing Finance	Interest Income	NON-PROGRAM	NON-PROGRAM	38105-99
3100479413	9/30/2012	TIF South Park Block	(35,000.00)	Housing Finance	Loan repayments	NON-PROGRAM	NON-PROGRAM	24643-94
3100479413	9/30/2012	TIF South Park Block	(35,000.00)	Housing Finance	Interest Income	NON-PROGRAM	NON-PROGRAM	24643-94
TIF South Park Block Total			(115,746.79)					
Grand Total			(488,891.42)					

