

**PHB-PDC Intergovernmental Agreement Invoice
FY 2011-12**

Date: 7/13/2012

Financial Analyst: Paul Stewart

Prepared and Reviewed: PS

Principal Financial Analyst: out of office

Reviewed and Approved: N/A

Bureau Operations Mgr: position vacant

Reviewed and Approved: N/A

Acting Director: Jacob Fox

Reviewed and Approved: JF



CITY OF
PORTLAND, OREGON
 PORTLAND HOUSING BUREAU

Nick Fish, Commissioner
 Traci Manning, Director
 421 SW 6th Avenue, Suite 500
 Portland OR 97204
 (503) 823-2375
 Fax (503) 823-2387

FORM OF CERTIFICATION

Contract #: 32000576 Invoice Period: June 2012 Invoice #: 10099842

Organization: Portland Housing Bureau	Total Contract: \$66,154,998
Mailing Address: 421 SW 6th Ave, Suite 500 Portland, OR 97204	
Contact Name/ Mike Johnson	
Title: Principal Financial Analyst	
Phone/Fax: 503-823-4176	

Activity	Budget	Billed Activity This Period	Billed Activity YTD	Balance From Budget
Personal Services & Indirect	\$3,175,800	\$201,930.81	\$2,069,600.49	\$1,106,199.51
External M&S, Capital & Financial Assistance	\$62,979,198	\$2,983,180.38	\$43,805,425.18	\$19,173,772.82
Revenues		(\$117,822.52)	(\$2,635,478.28)	
Prior Month Unbilled Adjustment		(\$1,889,693.30)	(\$3,119,168.01)	
Total	\$66,154,998	\$1,177,595.37	\$40,120,379.37	\$26,034,618.63


Total Amount Requested: Taxable \$0.00 Non-taxable \$1,177,595.37

Total Balance: \$26,034,618.63

Bureau Director's Certification

The undersigned certifies the following:

1. The Bureau has incurred capital project and administrative expenses, for which it now requests reimbursement from the urban renewal line of credit and/or taxable bond proceeds.
2. The incurred expenses are tax increment financing (TIF) eligible under ORS 457 to be paid for with bond proceeds of urban renewal areas.
3. If applicable, the incurred expenses are eligible to be paid for with tax-exempt bond proceeds.
4. Payments in the amount of the requested reimbursement have previously been disbursed.
5. A list of projects and amounts for which the funds were expended has been attached, along with supporting documentation.
6. All documents supporting this reimbursement will be retained by the PHB for the life of the bonds, and any refinancing used to repay the bonds, plus three years.
7. These expenditures are subject to future audit.



 Signature
Jacob Fox, Acting Director

 Print Name

FOR OFFICE USE ONLY

I have received this information and have forwarded the invoice for processing.

 Contract Manager _____
 Date Sent to Accounting



Invoice

PO Number:	32000576
Invoice:	10099842
Invoice Date:	07/13/2012
Due Date:	07/13/2012
Customer Account:	517086

City of Portland
 Portland Housing Bureau
 The City That Works!
 421 SW Sixth Ave Ste 500
 Portland OR 97204-1614

Contact Information:	Alice Williams 503-823-2382 alice.williams@portlandoregon.gov
----------------------	---

Bill-to:	Portland Development Commission B129/Accounts Payable Tony Barnes 222 NW 5th Ave Portland OR 97209-3812
----------	---

Sold-to:	Portland Development Commission B129 / Accounts Payable 222 NW 5th Ave Portland OR 97209-3812
----------	--

Item	Service/Description	Price
10	2252 TIF Affordable Housing Central Eastside	1,160.65
20	2252 TIF Affordable Housing Central Eastside	2,774.69
30	2253 Convention URA Affordable Housing	341,892.30
40	2253 Convention URA Affordable Housing	3,855.59
50	2255 Gateway URA Affordable Housing	123,070.87
60	2255 Gateway URA Affordable Housing	8,846.61
70	2258 North Macadam URA Affordable Housing	18,724.13
80	2258 North Macadam URA Affordable Housing	10,971.30
90	2259 River District URA Affordable Housing	13,396.90
100	2259 River District URA Affordable Housing	14,515.86

Total Due: \$ 539,208.90

Message to Customer:	Re: Billing for June 2012 TIF affordable housing activity, less progress billing (invoice 10097301 for 650,678.72)
Terms and Conditions:	Notice is hereby given that in the event this obligation due the City of Portland (City) is not paid, the City reserves the right to assign the debt to a private collection agency for collection. Pursuant to ORS 697.105, if this obligation is assigned for collection, the collection agency fee of 23% of the amount due may be added to the amount due, and shall be payable by you. *The City intends to assign this obligation for collection on or after 90 days from original invoice date.

Please include this portion with your payment

Invoice	10099842
Customer	517086
Customer Name	Portland Development

Amount Due	\$ 539,208.90
Due Date	07/13/2012
Amount Enclosed	

Please make check payable to
CITY OF PORTLAND
Attn: Accounting Division
1120 SW Fifth Ave Rm 1250
Portland, OR 97204

Check here if new mailing address. Note changes on reverse.



PHB-PDC IA Billing
URA Activity Summary

	Direct Expense				Indirect Expense				Revenue	Billing Summary									
	External M&S	Personal Services	Personal Services	Support Cost	Support Cost	Program Income	Gross Billed	Recon Adj's*		Subtotal**	Progress Bill	Net Final Bill	Net PI Balance	Net YTD Billed	Net YTD Unbilled	Year-To-Date Billed			
Central Eastside	-	1,697.05	1,498.51	1,276.18	(536.40)	3,935.34	-	3,935.34	-	3,935.34	-	37,366.51	-	41,301.85					
Convention Center	1,576,421.16	2,358.15	2,082.26	1,773.33	(5,206.19)	1,577,428.71	320,830.62	345,747.89	-	345,747.89	-	673,975.10	(1,552,511.44)	1,019,722.99					
Downtown Waterfront	-	-	-	-	(40,221.23)	(40,221.23)	-	-	-	-	-	-	(391,876.82)	-					
Gateway	73,244.17	5,410.75	4,777.73	4,068.88	-	87,501.53	44,415.95	131,917.48	-	131,917.48	-	958,992.37	-	1,046,493.90					
Interstate	211,142.81	23,419.24	20,679.33	17,611.27	(2,790.34)	270,062.31	275,334.73	-	-	-	-	2,373,426.67	(716,413.54)	2,373,426.67					
Lents	341,468.93	22,095.31	19,510.29	16,615.67	(24,529.26)	375,160.94	(199,249.19)	175,911.75	(188,204.00)	-	(12,292.25)	3,753,422.04	-	3,753,422.04					
North Macadam	252,013.88	6,710.25	5,925.19	5,046.11	-	269,695.43	-	269,695.43	(240,000.00)	29,695.43	-	6,613,284.02	-	6,642,979.45					
River District	480,800.79	8,878.17	7,839.48	6,676.38	(38,807.34)	465,387.48	(215,000.00)	250,387.48	(222,474.72)	27,912.76	-	6,789,164.50	-	6,817,077.26					
South Park Blocks	48,088.64	6,064.99	5,355.42	4,560.87	(5,731.76)	58,338.16	(91,718.24)	-	-	-	-	429,837.78	(3,474,705.67)	429,837.78					
Total	2,983,180.38	76,633.91	67,668.21	57,628.69	(117,822.52)	3,067,288.67	134,613.87	1,177,595.37	(650,678.72)	539,208.90	(12,292.25)	21,629,468.99	(6,135,507.47)	22,124,261.94					

* See backing documentation detailed on "FY 11-12 IGA Billing Reconciliation" document

** Billable current month expenses less any prior month YTD revenue surplus in a given URA fund (if current month billable expenses exceed prior month revenue surplus)



PHB-PDC IA Billing
IGA Budget Vs. Activity Year-To-Date

	Capital & Financial Assistance				Personal Services & Indirect				Program Income	GRAND TOTAL	
	IGA Budget	Activity YTD	Balance	%	IGA Budget	Activity YTD	Balance	%	Activity YTD	IGA Budget	Activity YTD
DTWF	514,400	-	514,400	100%	3,000	-	3,000	100%	(632,660)	517,400	(632,660)
CES	-	-	-		96,549	44,099	52,450	54%	(2,797)	96,549	41,302
OCC	3,125,352	878,096	2,247,256	72%	248,367	140,658	107,709	43%	(64,386)	3,373,719	954,368
Gateway	1,695,000	897,777	797,223	47%	233,081	193,027	40,054	17%	105	1,928,081	1,090,910
Interstate	8,057,346	3,948,225	4,109,121	51%	784,758	656,629	128,129	16%	(1,816,401)	8,842,104	2,788,453
Lents	8,094,158	4,592,682	3,501,476	43%	742,676	679,446	63,230	9%	(1,342,793)	8,836,834	3,929,334
North Mac	9,234,619	6,655,468	2,579,151	28%	353,877	231,882	121,995	34%	5,622	9,588,496	6,892,972
River Dist	29,659,130	8,065,720	21,593,410	73%	479,019	441,453	37,566	8%	(1,367,022)	30,138,149	7,140,152
SPB	2,599,193	690,368	1,908,825	73%	234,473	187,009	47,464	20%	(3,955,624)	2,833,666	(3,078,248)
Total	62,979,198	25,728,335	37,250,863	59%	3,175,800	2,574,203	601,597	19%	(9,175,956)	66,154,998	19,126,582

PHB-PDC IGA Billing
Direct Personal Services Summary

Cost Element Text (All)

Fund Name	Project	Project Name	Employee Name	Values	
				Hours	Amount
TIF Interstate	H20027	PCRI Scattered Sites - FY10 NOFA	Michael Prothe	37.50	2,137.22
	H20027 Total			37.50	2,137.22
	H34606	Killingsworth Block	Kari Hernandez	21.40	902.55
			Karl Dinkelspiel	9.40	453.63
	H34606 Total			30.80	1,356.18
	H37914	Housing Policy & Planning	David Sheern	42.33	1,868.35
	H37914 Total			42.33	1,868.35
	H89010	Home Repair Projects	Kari Hernandez	6.10	253.56
			Philip Willis-Conger	0.75	31.83
			Charles Funches	63.00	2,172.62
	H89010 Total			69.85	2,458.01
	H89020	Homebuyer Assistance	Kari Hernandez	20.50	841.28
			Charles Funches	95.00	3,185.07
	H89020 Total			115.50	4,026.35
	H89030	Affordable Rental Housing	Barbara Shaw	9.60	507.20
			John Marshall	5.84	337.52
			Kari Hernandez	6.82	294.74
			Karl Dinkelspiel	17.46	867.93
			Kathryn Romero	2.51	121.10
			Michael Prothe	10.35	699.29
			Nathaniel McCoy	19.97	975.43
	H89030 Total			72.55	3,803.21
	H89035	Homeownership Development	Constance Buckley	25.20	1,332.89
			Dorothea Van Bockel	16.90	801.71
			Kathy Milliken	16.50	888.92
			Marilyn Hurtley	16.80	594.92
			Philip Willis-Conger	16.49	843.83
			Sharon Johnson	8.41	322.91
			Charles Funches	-30.40	(895.72)
	H89035 Total			69.90	3,889.46
	H89049	McCoy Apartments Rehab	Michael Prothe	17.25	983.16
	H89049 Total			17.25	983.16
	H20028	Loan Servicing / Asset Management Next Generation	Kari Hernandez	-0.30	(9.17)
			Kathryn Romero	0.19	11.05
	H20028 Total			-0.11	1.88
	H20041	Lifeworks NW - Home Forward	John Marshall	4.00	216.36
			Karl Dinkelspiel	1.00	48.26
			Michael Prothe	7.50	427.43
	H20041 Total			12.50	692.05
	H19032	King Parks Affordable Housing	Karl Dinkelspiel	21.30	1,027.91
			Kathryn Romero	-0.94	(38.46)
	H19032 Total			20.36	989.45
	H38711	Rivergate Commons - Habitat Homeowner	Michael Prothe	21.30	1,213.92
	H38711 Total			21.30	1,213.92
TIF Interstate Total				509.73	23,419.24
TIF Lents	H20023	Holgate House - NAYA	Kari Hernandez	22.20	897.84
			Marlo Medellin	19.31	979.76
	H20023 Total			41.51	1,877.60
	H20031	Beyer Court - Rose CDC	John Marshall	1.00	54.10
			Kathryn Romero	11.50	603.26
			Nathaniel McCoy	7.60	390.45
	H20031 Total			20.10	1,047.81
	H20032	Raymond Street Apartments - Rose CDC	Barbara Shaw	10.80	540.23
			John Marshall	18.60	1,012.51
			Nathaniel McCoy	9.90	504.53

PHB-PDC IGA Billing
Direct Personal Services Summary

Fund Name	Project	Project Name	Employee Name	Hours	Amount
TIF Lents	H20032 Total			39.30	2,057.27
	H33441	Dahila Commons Homeowner	Nathaniel McCoy	3.50	198.26
	H33441 Total			3.50	198.26
	H37914	Housing Policy & Planning	David Sheern	46.92	2,065.11
	H37914 Total			46.92	2,065.11
	H89010	Home Repair Projects	Kathy Milliken	25.00	1,092.21
			Philip Willis-Conger	0.75	31.83
	H89010 Total			25.75	1,124.04
	H89020	Homebuyer Assistance	Kari Hernandez	26.75	1,092.51
			Kathy Milliken	14.00	605.31
			Charles Funches	129.50	4,203.88
	H89020 Total			170.25	5,901.70
	H89030	Affordable Rental Housing	John Marshall	0.74	59.26
			Kari Hernandez	10.22	442.01
			Karl Dinkelspiel	0.34	50.45
			Kathryn Romero	2.51	121.10
			Michael Prothe	-0.28	27.82
			Nathaniel McCoy	19.97	975.43
	H89030 Total			33.50	1,676.07
	H89035	Homeownership Development	Constance Buckley	50.40	2,665.56
			Dorothea Van Bockel	25.36	1,202.57
			Kathy Milliken	13.75	740.86
			Marilyn Hurtley	8.40	297.35
			Philip Willis-Conger	24.72	1,265.67
			Sharon Johnson	16.80	645.81
			Charles Funches	-30.40	(895.72)
	H89035 Total			109.03	5,922.10
	H20028	Loan Servicing / Asset Management Next Generation	Kari Hernandez	-0.40	(11.57)
			Kathryn Romero	0.19	11.05
	H20028 Total			-0.21	(0.52)
	H89031	Bellrose Station / The Glen	Kathryn Romero	-0.63	(25.65)
	H89031 Total			-0.63	(25.65)
	H37930	HAP Scattered Sites	Kathy Milliken	6.00	251.52
	H37930 Total			6.00	251.52
TIF Lents Total				495.02	22,095.31
TIF-CES	H37914	Housing Policy & Planning	David Sheern	1.10	49.80
			Kim McCarty	3.97	208.27
	H37914 Total			5.07	258.07
	H89030	Affordable Rental Housing	Karl Dinkelspiel	13.60	656.32
			Kathryn Romero	2.51	121.10
			Nathaniel McCoy	13.31	650.51
	H89030 Total			29.42	1,427.93
	H20028	Loan Servicing / Asset Management Next Generation	Kathryn Romero	0.19	11.05
	H20028 Total			0.19	11.05
TIF-CES Total				34.66	1,697.05
TIF-ConvCtr	H37914	Housing Policy & Planning	David Sheern	24.77	1,090.34
	H37914 Total			24.77	1,090.34
	H80003	Lloyd Cascadian Phase II	Karl Dinkelspiel	19.90	960.36
	H80003 Total			19.90	960.36
	H89030	Affordable Rental Housing	John Marshall	0.74	59.27
			Karl Dinkelspiel	0.59	88.21
			Kathryn Romero	2.51	121.10
			Michael Prothe	-0.28	27.82
	H89030 Total			3.56	296.40
	H20028	Loan Servicing / Asset Management Next Generation	Kathryn Romero	0.19	11.05
	H20028 Total			0.19	11.05
TIF-ConvCtr Total				48.42	2,358.15
TIF-Gateway	H37914	Housing Policy & Planning	David Sheern	19.94	878.77

PHB-PDC IGA Billing
Direct Personal Services Summary

Fund Name	Project	Project Name	Employee Name	Hours	Amount
TIF-Gateway	H37914	Housing Policy & Planning	Kim McCarty	2.02	141.84
	H37914 Total			21.96	1,020.61
	H89030	Affordable Rental Housing	Karl Dinkelspiel	0.34	50.45
	H89030 Total			0.34	50.45
	H89034	Gateway Glisan	John Marshall	8.80	479.21
			Karl Dinkelspiel	65.40	3,155.92
			Nathaniel McCoy	3.00	165.57
	H89034 Total			77.20	3,800.70
	H20017	Ventura Park - Habitat	Karl Dinkelspiel	11.70	564.64
			Kathryn Romero	-0.63	(25.65)
	H20017 Total			11.07	538.99
TIF-Gateway Total				110.57	5,410.75
TIF-Nmac	H10543	Affordable Veterans Housing	Marlo Medellin	30.29	1,537.57
	H10543 Total			30.29	1,537.57
	H37914	Housing Policy & Planning	David Sheern	6.20	272.21
			Kim McCarty	55.71	2,967.71
	H37914 Total			61.91	3,239.92
	H89030	Affordable Rental Housing	Barbara Shaw	22.40	1,183.48
			Kathryn Romero	7.51	363.44
			Marlo Medellin	6.45	359.15
	H89030 Total			36.36	1,906.07
	H20028	Loan Servicing / Asset Management Next Generation	Kathryn Romero	0.41	26.69
	H20028 Total			0.41	26.69
TIF-Nmac Total				128.97	6,710.25
TIF-RiverDist	H37914	Housing Policy & Planning	David Sheern	6.80	322.04
			Kim McCarty	34.53	1,856.22
	H37914 Total			41.33	2,178.26
	H37938	Blanchet House Redevelopment	Marlo Medellin	11.99	608.50
	H37938 Total			11.99	608.50
	H80036	Yards At Union Station	Kathryn Romero	-0.94	(38.46)
			Kim McCarty	18.00	1,053.86
			Marlo Medellin	33.44	1,697.12
	H80036 Total			50.50	2,712.52
	H89030	Affordable Rental Housing	Barbara Shaw	29.20	1,523.47
			John Marshall	0.74	59.27
			Kari Hernandez	10.22	442.06
			Kathryn Romero	2.51	121.10
			Marlo Medellin	4.83	269.33
			Nathaniel McCoy	19.97	975.34
	H89030 Total			67.47	3,390.57
	H20028	Loan Servicing / Asset Management Next Generation	Kari Hernandez	-0.40	(11.57)
			Kathryn Romero	0.19	11.05
	H20028 Total			-0.21	(0.52)
	H20039	The Medford - Central City Concern	Kari Hernandez	-0.30	(11.16)
	H20039 Total			-0.30	(11.16)
TIF-RiverDist Total				170.78	8,878.17
TIF-SPB	H37914	Housing Policy & Planning	Kim McCarty	21.97	1,204.11
	H37914 Total			21.97	1,204.11
	H89030	Affordable Rental Housing	John Marshall	13.60	742.04
			Kari Hernandez	15.32	647.78
			Karl Dinkelspiel	6.80	328.16
			Kathryn Romero	7.51	363.44
			Michael Prothe	5.67	366.94
	H89030 Total			48.90	2,448.36
	H34510	Section 8 Preservation	Michael Prothe	4.50	256.45
	H34510 Total			4.50	256.45
	H20028	Loan Servicing / Asset Management Next Generation	Kari Hernandez	-0.90	(31.51)
			Kathryn Romero	0.41	26.69

PHB-PDC IGA Billing
Direct Personal Services Summary

Fund Name	Project	Project Name	Employee Name	Hours	Amount
TIF-SPB	H20028 Total			-0.49	(4.82)
	H20036	1200 Tower Preservation	John Marshall	4.00	216.36
			Kari Hernandez	1.50	63.79
	H20036 Total			5.50	280.15
	H12027	Jefferson West Apartments	Barbara Shaw	17.60	880.38
	H12027 Total			17.60	880.38
	H20037	Lexington Apartments Preservation	Barbara Shaw	20.00	1,000.36
	H20037 Total			20.00	1,000.36
TIF-SPB Total				117.98	6,064.99
Grand Total				1,616.15	76,633.91

PHB-PDC IGA Billing
Indirect Personal Services Summary

Fund Name	Employee Name	Hours	Salary & Benefits
TIF	Mary Welch	100.80	3,152.51
	Thaoanh Doan	56.00	2,540.55
	Letimya Clayton	57.40	3,167.67
	Antoinette Pietka	58.78	3,461.86
	Kathleen Allen	75.60	4,855.49
	Donna Lewis	58.80	1,813.15
	Anna Benson	58.75	3,136.68
	Anna Shook	23.20	1,248.85
	Piset Sao	58.80	2,022.39
	Michael Johnson	50.26	3,433.37
	Alissa Mahar	-0.30	-53.69
	Paul Stewart	42.07	2,537.16
	Jacob Fox	75.60	5,261.19
	Kathy Anderson Peoples	8.00	356.70
	Javier Mena	65.36	3,993.62
	Charlie Chau	48.10	2,461.70
	Louise Glur	56.07	3,188.62
	Lynnette Jackson	50.60	2,186.36
	Stella Martinez	16.80	842.58
	Andrea Matthiessen	22.95	1,219.30
	Daniel Ledezma	75.60	4,296.42
	Alice Williams	16.00	812.30
	Dorothea Van Bockel	8.46	400.86
	Traci Manning	58.80	4,494.97
	Siobain Beddow	67.20	3,727.34
	Skylaar Amann	58.80	1,572.23
	Mark Larabee	34.87	1,538.03
Grand Total		1,303.37	67,668.21



PHB-PDC IGA Billing
Indirect Cost Allocation Worksheet


Indirect Personal Services Expenses This Period	67,668.21
--	-----------

Direct Personal Services Expenses This Period	76,633.91
--	-----------

Indirect Support Costs Billable This Period*	57,628.70
---	-----------

	Direct Personal Services This Period	% Of Total	Indirect Support Costs By URA	Indirect Personal Svcs Costs By URA
Central Eastside	1,697.05	2.2%	1,276.18	1,498.51
Convention Center	2,358.15	3.1%	1,773.33	2,082.26
Downtown Waterfront	-	0.0%	-	-
Gateway	5,410.75	7.1%	4,068.88	4,777.73
Interstate	23,419.24	30.6%	17,611.27	20,679.33
Lents	22,095.31	28.8%	16,615.67	19,510.29
North Macadam	6,710.25	8.8%	5,046.11	5,925.19
River District	8,878.17	11.6%	6,676.38	7,839.48
South Park Blocks	6,064.99	7.9%	4,560.87	5,355.42
Total	76,633.91		57,628.69	67,668.21

*Calculated at 75.2% (HUD-approved indirect cost rate for PHB) of direct personal services



PHB-PDC IGA Billing
Direct Expenses - Capital Financial Assistance

RefDocNo	FM psig. d.	Fund name	Pymt Bdgt	Funds center name	Cl text	Funded Program	Description of Funded Program	ValType	Text
22084316	6/30/2012	TIF Convention Cntr	614.96	Housing Finance	Outgoing Grant-Subre	H80003	Lloyd Cascadian Phase II	Invoices	PORTLAND DEVELOPMENT COMMISSION
22084316	6/30/2012	TIF Convention Cntr	1,223.78	Housing Finance	Other Misc. Services	H80002	2nd & Wasco	Invoices	PORTLAND DEVELOPMENT COMMISSION
5000201889	6/11/2012	TIF Convention Cntr	2,287.28	Housing Finance	Other Misc. Services	H80002	Lloyd & Wasco Disposition Management	Invoices	
5000201889	6/11/2012	TIF Convention Cntr	2,113.58	Housing Finance	Other Misc. Services	H80003	Lloyd Cascadian Disposition Management	Invoices	
5000203548	6/19/2012	TIF Convention Cntr	6,300.00	Housing Finance	Professional Svcs	H80003	Lloyd Cascadian Disposition Management	Invoices	
5000204398	6/21/2012	TIF Convention Cntr	1,563,881.56	Housing Finance	Gain or loss on Invnt	NON-PROGRAM	NON-PROGRAM	Invoices	
		TIF Convention Cntr Total	1,576,421.16						
5000201889	6/11/2012	TIF Gateway	5,136.75	Housing Finance	Other Misc. Services	H89034	Gilsan Commons - Human Solutions	Invoices	107055-11
5000204616	6/22/2012	TIF Gateway	60,918.56	Housing Finance	Outgoing loan disb	H89034	Gilsan Commons - Human Solutions	Invoices	
22084316	6/30/2012	TIF Gateway	7,188.86	Housing Finance	Other Misc. Services	H89034	Gateway Gilsan	Invoices	PORTLAND DEVELOPMENT COMMISSION
		TIF Gateway Total	73,244.17						
1900063321	6/6/2012	TIF Interstate	15.54	Housing Finance	Local Mileage	H20041	Lifeworks Northwest - Home Forward	Invoices	
1900063321	6/6/2012	TIF Interstate	29.96	Housing Finance	Local Mileage	H89030	Affordable Rental Housing	Invoices	
1900063321	6/6/2012	TIF Interstate	11.66	Housing Finance	Local Mileage	H89049	McCoy Apartments Rehabilitation	Invoices	
1900063321	6/6/2012	TIF Interstate	4.80	Housing Finance	Local Other	H20041	Lifeworks Northwest - Home Forward	Invoices	
1900063321	6/6/2012	TIF Interstate	9.60	Housing Finance	Local Other	H89030	Affordable Rental Housing	Invoices	
5000200877	6/6/2012	TIF Interstate	25,000.00	Housing Finance	Outgoing loan disb	H34606	Killingsworth Block Redevelopment	Invoices	107193
5000200893	6/6/2012	TIF Interstate	2,363.78	Neighborhood Housing	Outgoing Grant-Subre	H89010	Affordable Rental Housing	Invoices	
5000200904	6/6/2012	TIF Interstate	3,675.10	Neighborhood Housing	Outgoing Grant-Subre	H89010	Home Repair Program	Invoices	
5000200905	6/6/2012	TIF Interstate	5,662.33	Neighborhood Housing	Outgoing Grant-Subre	H89010	Home Repair Program	Invoices	
5000201532	6/8/2012	TIF Interstate	(166.00)	Neighborhood Housing	Outgoing loan disb	H89010	Home Repair Program	Invoices	
5000201576	6/8/2012	TIF Interstate	45,448.39	Housing Finance	Outgoing loan disb	H20027	PCRI Scattered Site - FY10 NOFA - Big 10	Invoices	106818
5000201610	6/8/2012	TIF Interstate	1,750.00	Neighborhood Housing	Outgoing loan disb	H89010	Home Repair Program	Invoices	107271-12
5000201855	6/11/2012	TIF Interstate	300.00	Neighborhood Housing	Outgoing Grant-Subre	H89010	Home Repair Program	Invoices	107263
5000201889	6/11/2012	TIF Interstate	840.92	Housing Finance	Other Misc. Services	H19032	King Parks Affordable Housing	Invoices	
5000201889	6/11/2012	TIF Interstate	253.43	Housing Finance	Other Misc. Services	H80026	Grant Warehouse Redevelopment	Invoices	
1900063600	6/12/2012	TIF Interstate	61.05	Housing Finance	Local Mileage	H89030	Affordable Rental Housing	Invoices	
1900063842	6/14/2012	TIF Interstate	24.98	Housing Finance	Local Mileage	H20027	PCRI Scattered Site - FY10 NOFA - Big 10	Invoices	
1900063842	6/14/2012	TIF Interstate	45.50	Housing Finance	Local Mileage	H89030	Affordable Rental Housing	Invoices	
1900063842	6/14/2012	TIF Interstate	14.99	Housing Finance	Local Mileage	H89049	McCoy Apartments Rehabilitation	Invoices	
1900063842	6/14/2012	TIF Interstate	14.05	Housing Finance	Local Other	H89030	Affordable Rental Housing	Invoices	
1900063842	6/14/2012	TIF Interstate	0.80	Housing Finance	Local Other	H89049	McCoy Apartments Rehabilitation	Invoices	
5000202731	6/14/2012	TIF Interstate	4,900.00	Neighborhood Housing	Outgoing loan disb	H89010	Home Repair Program	Invoices	107263
5000203766	6/19/2012	TIF Interstate	25,000.00	Housing Finance	Outgoing loan disb	H34606	Killingsworth Block Redevelopment	Invoices	107277
5000204416	6/21/2012	TIF Interstate	32,000.00	Neighborhood Housing	Outgoing loan disb	H89020	Homebuyer Assistance Program	Invoices	107259
5000204599	6/22/2012	TIF Interstate	8,113.04	Neighborhood Housing	Outgoing Grant-Subre	H89010	Home Repair Program	Invoices	
5000204611	6/22/2012	TIF Interstate	2,797.01	Neighborhood Housing	Outgoing Grant-Subre	H89010	Home Repair Program	Invoices	
5000204614	6/22/2012	TIF Interstate	2,887.08	Neighborhood Housing	Outgoing Grant-Subre	H89010	Home Repair Program	Invoices	
1900064789	6/28/2012	TIF Interstate	6.11	Neighborhood Housing	Local Mileage	H89020	Homebuyer Assistance Program	Invoices	
5000205971	6/28/2012	TIF Interstate	229.00	Neighborhood Housing	Outgoing loan disb	H89010	Home Repair Program	Invoices	107249
5000206133	6/29/2012	TIF Interstate	166.00	Neighborhood Housing	Outgoing loan disb	H89010	Home Repair Program	Invoices	107249
22078425	6/30/2012	TIF Interstate	4,368.21	Neighborhood Housing	Outgoing Grant-Subre	H89010	Home Repair Projects	Invoices	COMMUNITY ENERGY PROJECT INC
22078425	6/30/2012	TIF Interstate	7,403.47	Neighborhood Housing	Outgoing Grant-Subre	H89010	Home Repair Projects	Invoices	COMMUNITY ENERGY PROJECT INC
22078425	6/30/2012	TIF Interstate	31,976.79	Neighborhood Housing	Outgoing Grant-Subre	H89010	Home Repair Projects	Invoices	COMMUNITY ENERGY PROJECT INC
22080821	6/30/2012	TIF Interstate	4,384.84	Neighborhood Housing	Outgoing Grant-Subre	H89010	Home Repair Projects	Invoices	UNLIMITED CHOICES INC
22084316	6/30/2012	TIF Interstate	556.33	Housing Finance	Other Misc. Services	H80026	Grant Warehouse Housing	Invoices	PORTLAND DEVELOPMENT COMMISSION
22084316	6/30/2012	TIF Interstate	1,044.05	Housing Finance	Other Misc. Services	H19032	King Parks Affordable Housing	Invoices	PORTLAND DEVELOPMENT COMMISSION
		TIF Interstate Total	211,142.81						
5000200717	6/5/2012	TIF Lents	32,000.00	Neighborhood Housing	Outgoing loan disb	H89020	Homebuyer Assistance Program	Invoices	107289
5000200893	6/6/2012	TIF Lents	1,580.36	Neighborhood Housing	Outgoing Grant-Subre	H89010	Home Repair Program	Invoices	
5000200904	6/6/2012	TIF Lents	2,069.46	Neighborhood Housing	Outgoing Grant-Subre	H89010	Home Repair Program	Invoices	
5000201232	6/6/2012	TIF Lents	156,204.00	Housing Finance	Outgoing loan disb	H20032	Friand Apts - Raymond St - Rose CDC	Invoices	107160-11
5000201855	6/11/2012	TIF Lents	3,564.80	Neighborhood Housing	Outgoing Grant-Subre	H89010	Home Repair Program	Invoices	
1900063600	6/12/2012	TIF Lents	61.05	Housing Finance	Local Mileage	H20031	Beyer Court - Rose CDC	Invoices	

Note: Transactions in Italics are technical corrections that net to zero.

PHB-PDC IGA Billing
Direct Expenses - Capital Financial Assistance

RefDocNo	FM psig d.	Fund name	Pymt Bdg	Funds center name	CI text	Funded Program	Description of Funded Program	Val.type text	Text
1900063600	6/12/2012	TIF Lents	33.30	Housing Finance	Local Mileage	H33441	Svaboda Dahlia Commons Homeownership	Invoices	
5000202739	6/14/2012	TIF Lents	289.50	Neighborhood Housing	Outgoing Grant-Subre	H89020	Homebuyer Assistance Program	Invoices	107196
5000202779	6/14/2012	TIF Lents	6,110.50	Neighborhood Housing	Outgoing Grant-Subre	H89020	Homebuyer Assistance Program	Invoices	107196
5000203114	6/15/2012	TIF Lents	2,562.00	Neighborhood Housing	Outgoing Grant-Subre	H89020	Homebuyer Assistance Program	Invoices	107210
5000203760	6/19/2012	TIF Lents	32,000.00	Neighborhood Housing	Outgoing loan disb	H89020	Homebuyer Assistance Program	Invoices	107299
5000204060	6/19/2012	TIF Lents	37,000.00	Neighborhood Housing	Outgoing loan disb	H89020	Homebuyer Assistance Program	Invoices	107315
5000204067	6/20/2012	TIF Lents	5,232.13	Neighborhood Housing	Outgoing Grant-Subre	H89020	Homebuyer Assistance Program	Invoices	107248
5000204150	6/20/2012	TIF Lents	480.00	Neighborhood Housing	Outgoing Grant-Subre	H89020	Homebuyer Assistance Program	Invoices	107248
5000204600	6/20/2012	TIF Lents	26,451.81	Housing Finance	Outgoing loan disb	H37930	HAP Scattered Sites Rehab - Lents	Invoices	106952-11
5000204611	6/22/2012	TIF Lents	2,287.87	Neighborhood Housing	Outgoing Grant-Subre	H89020	Homebuyer Assistance Program	Invoices	107248
5000204614	6/22/2012	TIF Lents	357.82	Neighborhood Housing	Outgoing Grant-Subre	H89010	Home Repair Program	Invoices	
5000205090	6/22/2012	TIF Lents	2,937.98	Neighborhood Housing	Outgoing Grant-Subre	H89010	Home Repair Program	Invoices	
1900064758	6/26/2012	TIF Lents	3,720.00	Neighborhood Housing	Outgoing Grant-Subre	H89020	Homebuyer Assistance Program	Invoices	107158
5000205787	6/28/2012	TIF Lents	11.10	Housing Finance	Local Mileage	H20023	Holgate House	Invoices	
22078425	6/30/2012	TIF Lents	14,028.86	Neighborhood Housing	Outgoing Grant-Subre	H89010	Home Repair Program	Invoices	
22078425	6/30/2012	TIF Lents	2,682.81	Neighborhood Housing	Outgoing Grant-Subre	H89010	Home Repair Projects	Invoices	COMMUNITY ENERGY PROJECT INC
22080821	6/30/2012	TIF Lents	2,831.37	Neighborhood Housing	Outgoing Grant-Subre	H89010	Home Repair Projects	Invoices	COMMUNITY ENERGY PROJECT INC
22081336	6/30/2012	TIF Lents	1,752.72	Neighborhood Housing	Outgoing Grant-Subre	H89010	Home Repair Projects	Invoices	UNLIMITED CHOICES INC
			10,219.49	Neighborhood Housing	Outgoing Grant-Subre	H89010	Home Repair Projects	Invoices	REACH COMMUNITY DEVELOPMENT INC
			341,468.93						
			TIF Lents Total						
5000202190	6/12/2012	TIF North Macadam	240,000.00	Housing Finance	Outgoing loan disb	H10543	Block 49 Veterans Housing - REACH	Invoices	106898-11
1900064758	6/28/2012	TIF North Macadam	13.88	Housing Finance	Local Mileage	H10543	Block 49 Veterans Housing - REACH	Invoices	
22084316	6/30/2012	TIF North Macadam	12,000.00	Housing Finance	Other Misc. Services	H10543	Affordable Veterans Housing	Invoices	PORTLAND DEVELOPMENT COMMISSION
			252,013.88						
			TIF North Macadam Total						
5000201889	6/11/2012	TIF River District	13,680.75	Business Operations	Other Misc. Services	H20035	Property Management	Invoices	
5000201889	6/11/2012	TIF River District	2,080.12	Housing Finance	Other Misc. Services	H12030	Fairfield Apartments Redevelopment	Invoices	
5000201889	6/11/2012	TIF River District	144.75	Housing Finance	Other Misc. Services	H37937	BudClarkCommons-RAC-AccessCtr(Taxable)	Invoices	
5000201889	6/11/2012	TIF River District	0.05	Housing Finance	Other Misc. Services	H37938	Blanchet House Redevelopment	Invoices	
5000201889	6/11/2012	TIF River District	8,658.45	Housing Finance	Other Misc. Services	H80036	Yards At Union Station Phase C	Invoices	
5000202191	6/12/2012	TIF River District	222,474.72	Housing Finance	Outgoing loan disb	H80036	Yards At Union Station Phase C	Invoices	107206-12
1900064758	6/28/2012	TIF River District	1.11	Housing Finance	Local Mileage	H37938	Blanchet House Redevelopment	Invoices	
1900064758	6/28/2012	TIF River District	5.00	Housing Finance	Local Mileage	H80036	Yards At Union Station Phase C	Invoices	
1900064758	6/28/2012	TIF River District	5.20	Housing Finance	Local Other	H37938	Blanchet House Redevelopment	Invoices	
1900064758	6/28/2012	TIF River District	9.60	Housing Finance	Local Other	H80036	Yards At Union Station Phase C	Invoices	
5000206272	6/29/2012	TIF River District	185,137.94	Housing Finance	Outgoing loan disb	H80036	Yards At Union Station Phase C	Invoices	
5000206273	6/29/2012	TIF River District	36,034.00	Housing Finance	Other Misc. Services	H80036	Yards At Union Station Phase C	Invoices	
22084316	6/30/2012	TIF River District	83.26	Housing Finance	Other Misc. Services	H37938	Blanchet House Redevelopment	Invoices	
22084316	6/30/2012	TIF River District	155.50	Housing Finance	Other Misc. Services	H37937	Resource Access Ctr - AccessCtr(Taxable)	Invoices	Enviro Fees for The Yards
22084316	6/30/2012	TIF River District	15,450.55	Housing Finance	Other Misc. Services	H80036	Yards At Union Station Phase C	Invoices	PORTLAND DEVELOPMENT COMMISSION
22084316	6/30/2012	TIF River District	(5,458.46)	Housing Finance	Other Misc. Services	H20035	Property Management	Invoices	PORTLAND DEVELOPMENT COMMISSION
22084316	6/30/2012	TIF River District	2,338.25	Housing Finance	Other Misc. Services	H12030	Fairfield Apartments	Invoices	PORTLAND DEVELOPMENT COMMISSION
			480,800.79						
			TIF River District Total						
5000201889	6/11/2012	TIF South Park Block	24,218.27	Housing Finance	Other Misc. Services	H12027	Jefferson West Apartments Redevelopment	Invoices	
1900063842	6/14/2012	TIF South Park Block	8.88	Housing Finance	Local Mileage	H20036	1200 Tower Preservation	Invoices	
1900063842	6/14/2012	TIF South Park Block	3.00	Housing Finance	Local Other	H20036	1200 Tower Preservation	Invoices	
22084316	6/30/2012	TIF South Park Block	23,449.69	Housing Finance	Other Misc. Services	H12027	Jefferson West Apartments	Invoices	PORTLAND DEVELOPMENT COMMISSION
22084316	6/30/2012	TIF South Park Block	408.80	Housing Finance	Other Misc. Services	H12036	Admiral Apartments	Invoices	PORTLAND DEVELOPMENT COMMISSION
			48,088.64						
			TIF South Park Block Total						
			Grand Total						
			2,983,180.38						

Note: Transactions in italics are technical corrections that net to zero.

PHB-PDC IGA Billing
Program Revenue Detail

RefNo	FM pstrg d	Fund name	Pymt Bdg	Funds center name	Cltxt	Funded Program	Description of Funded Program	Text
3700026196	6/5/2012	TIF Central Eastside	(208.76)	Housing Finance	Loan repayments	NON-PROGRAM	NON-PROGRAM	38480-06
3700026196	6/5/2012	TIF Central Eastside	(59.44)	Housing Finance	Interest Income	NON-PROGRAM	NON-PROGRAM	38480-06
3700026859	6/29/2012	TIF Central Eastside	(210.85)	Housing Finance	Loan repayments	NON-PROGRAM	NON-PROGRAM	38480-06
3700026859	6/29/2012	TIF Central Eastside	(57.35)	Housing Finance	Interest Income	NON-PROGRAM	NON-PROGRAM	38480-06
		TIF Central Eastside Total	(536.40)					
5200005900	6/14/2012	TIF Convention Cntr	(3,039.21)	Housing Finance	Loan repayments	NON-PROGRAM	NON-PROGRAM	38615-10
5200005900	6/14/2012	TIF Convention Cntr	(2,166.98)	Housing Finance	Interest Income	NON-PROGRAM	NON-PROGRAM	38615-10
		TIF Convention Cntr Total	(5,206.19)					
5200005841	6/5/2012	TIF Dwtwn Wtrfrnt	(912.96)	Housing Finance	Loan repayments	NON-PROGRAM	NON-PROGRAM	38348-04
5200005841	6/5/2012	TIF Dwtwn Wtrfrnt	(893.18)	Housing Finance	Interest Income	NON-PROGRAM	NON-PROGRAM	38348-04
3700026317	6/8/2012	TIF Dwtwn Wtrfrnt	(1,981.64)	Housing Finance	Loan repayments	NON-PROGRAM	NON-PROGRAM	38304-02
3700026317	6/8/2012	TIF Dwtwn Wtrfrnt	(4,309.76)	Housing Finance	Loan repayments	NON-PROGRAM	NON-PROGRAM	38114-99
3700026317	6/8/2012	TIF Dwtwn Wtrfrnt	(7,173.06)	Housing Finance	Interest Income	NON-PROGRAM	NON-PROGRAM	38024-97
3700026317	6/8/2012	TIF Dwtwn Wtrfrnt	(1,485.86)	Housing Finance	Interest Income	NON-PROGRAM	NON-PROGRAM	38304-02
3700026317	6/8/2012	TIF Dwtwn Wtrfrnt	(13,324.24)	Housing Finance	Interest Income	NON-PROGRAM	NON-PROGRAM	38114-99
3700026317	6/8/2012	TIF Dwtwn Wtrfrnt	(1,234.69)	Housing Finance	Interest Income	NON-PROGRAM	NON-PROGRAM	38024-97
3700026317	6/8/2012	TIF Dwtwn Wtrfrnt	(1,754.88)	Housing Finance	Loan repayments	NON-PROGRAM	NON-PROGRAM	38107-99
3700026381	6/11/2012	TIF Dwtwn Wtrfrnt	(1,079.86)	Housing Finance	Interest Income	NON-PROGRAM	NON-PROGRAM	38107-99
3700026381	6/11/2012	TIF Dwtwn Wtrfrnt	(3,294.96)	Housing Finance	Loan repayments	NON-PROGRAM	NON-PROGRAM	13574-97
5200005981	6/28/2012	TIF Dwtwn Wtrfrnt	(2,776.14)	Housing Finance	Interest Income	NON-PROGRAM	NON-PROGRAM	13574-97
5200005981	6/28/2012	TIF Dwtwn Wtrfrnt	(40,221.23)					
		TIF Dwtwn Wtrfrnt Total	(78.93)					
5200005836	6/4/2012	TIF Interstate	(63.78)	Neighborhood Housing	Loan repayments	NON-PROGRAM	NON-PROGRAM	104538
5200005836	6/4/2012	TIF Interstate	(500.00)	Neighborhood Housing	Interest Income	NON-PROGRAM	NON-PROGRAM	104538
3700026368	6/11/2012	TIF Interstate	(54.81)	Neighborhood Housing	Service fee	NON-PROGRAM	NON-PROGRAM	107193
5200005883	6/12/2012	TIF Interstate	(17.89)	Neighborhood Housing	Loan repayments	NON-PROGRAM	NON-PROGRAM	104739
5200005883	6/12/2012	TIF Interstate	(38.97)	Neighborhood Housing	Interest Income	NON-PROGRAM	NON-PROGRAM	105191
5200005883	6/12/2012	TIF Interstate	(12.41)	Neighborhood Housing	Interest Income	NON-PROGRAM	NON-PROGRAM	105191
5200005883	6/12/2012	TIF Interstate	(16.91)	Neighborhood Housing	Loan repayments	NON-PROGRAM	NON-PROGRAM	106000
5200005900	6/14/2012	TIF Interstate	(51.09)	Neighborhood Housing	Interest Income	NON-PROGRAM	NON-PROGRAM	106000
5200005900	6/14/2012	TIF Interstate	(68.73)	Neighborhood Housing	Loan repayments	NON-PROGRAM	NON-PROGRAM	104665
5200005907	6/15/2012	TIF Interstate	(52.13)	Neighborhood Housing	Loan repayments	NON-PROGRAM	NON-PROGRAM	104817
5200005907	6/15/2012	TIF Interstate	(54.41)	Neighborhood Housing	Interest Income	NON-PROGRAM	NON-PROGRAM	104665
5200005907	6/15/2012	TIF Interstate	(41.02)	Neighborhood Housing	Interest Income	NON-PROGRAM	NON-PROGRAM	104817
5200005950	6/22/2012	TIF Interstate	(10.08)	Neighborhood Housing	Penalty	NON-PROGRAM	NON-PROGRAM	104560
5200005950	6/22/2012	TIF Interstate	(10.08)	Neighborhood Housing	Penalty	NON-PROGRAM	NON-PROGRAM	104560
5200005950	6/22/2012	TIF Interstate	(10.08)	Neighborhood Housing	Penalty	NON-PROGRAM	NON-PROGRAM	104560
5200005950	6/22/2012	TIF Interstate	(10.08)	Neighborhood Housing	Penalty	NON-PROGRAM	NON-PROGRAM	104560
5200005950	6/22/2012	TIF Interstate	(103.84)	Neighborhood Housing	Loan repayments	NON-PROGRAM	NON-PROGRAM	104560
5200005950	6/22/2012	TIF Interstate	(110.56)	Neighborhood Housing	Loan repayments	NON-PROGRAM	NON-PROGRAM	104560
5200005950	6/22/2012	TIF Interstate	(104.75)	Neighborhood Housing	Loan repayments	NON-PROGRAM	NON-PROGRAM	104560
5200005950	6/22/2012	TIF Interstate	(108.30)	Neighborhood Housing	Loan repayments	NON-PROGRAM	NON-PROGRAM	104560

PHB-PDC IGA Billing
Program Revenue Detail

RefDocNo	FM psdg d.	Fund name	Pymt Bdg	Funds center name	Cl text	Funded Program	Description of Funded Program	Text
5200005950	6/22/2012	TIF Interstate	(105.65)	Neighborhood Housing	Loan repayments	NON-PROGRAM	NON-PROGRAM	104560
5200005950	6/22/2012	TIF Interstate	(0.58)	Neighborhood Housing	Loan repayments	NON-PROGRAM	NON-PROGRAM	104560
5200005950	6/22/2012	TIF Interstate	(94.86)	Neighborhood Housing	Interest Income	NON-PROGRAM	NON-PROGRAM	104560
5200005950	6/22/2012	TIF Interstate	(91.02)	Neighborhood Housing	Interest Income	NON-PROGRAM	NON-PROGRAM	104560
5200005950	6/22/2012	TIF Interstate	(96.83)	Neighborhood Housing	Interest Income	NON-PROGRAM	NON-PROGRAM	104560
5200005950	6/22/2012	TIF Interstate	(93.28)	Neighborhood Housing	Interest Income	NON-PROGRAM	NON-PROGRAM	104560
5200005950	6/22/2012	TIF Interstate	(95.93)	Neighborhood Housing	Interest Income	NON-PROGRAM	NON-PROGRAM	104560
3700026872	6/26/2012	TIF Interstate	(500.00)	Neighborhood Housing	Service fee	NON-PROGRAM	NON-PROGRAM	107277
5200005981	6/28/2012	TIF Interstate	(4.36)	Neighborhood Housing	Penalty	NON-PROGRAM	NON-PROGRAM	104881
5200005981	6/28/2012	TIF Interstate	(4.36)	Neighborhood Housing	Loan repayments	NON-PROGRAM	NON-PROGRAM	104881
5200005981	6/28/2012	TIF Interstate	(47.70)	Neighborhood Housing	Loan repayments	NON-PROGRAM	NON-PROGRAM	104881
5200005981	6/28/2012	TIF Interstate	(47.86)	Neighborhood Housing	Loan repayments	NON-PROGRAM	NON-PROGRAM	104881
5200005981	6/28/2012	TIF Interstate	(39.57)	Neighborhood Housing	Interest Income	NON-PROGRAM	NON-PROGRAM	104881
5200005981	6/28/2012	TIF Interstate	(39.41)	Neighborhood Housing	Interest Income	NON-PROGRAM	NON-PROGRAM	104881
		TIF Interstate Total	(2,790.34)					
5200005841	6/5/2012	TIF Lents	(300.00)	Neighborhood Housing	Loan repayments	NON-PROGRAM	NON-PROGRAM	101400
5200005841	6/5/2012	TIF Lents	(25.91)	Neighborhood Housing	Loan repayments	NON-PROGRAM	NON-PROGRAM	103496
5200005841	6/5/2012	TIF Lents	(10.69)	Neighborhood Housing	Interest Income	NON-PROGRAM	NON-PROGRAM	103496
3700026274	6/7/2012	TIF Lents	(500.00)	Neighborhood Housing	Service fee	NON-PROGRAM	NON-PROGRAM	107297
3700026405	6/12/2012	TIF Lents	(500.00)	Neighborhood Housing	Service fee	NON-PROGRAM	NON-PROGRAM	107289
5200005883	6/12/2012	TIF Lents	(11.40)	Neighborhood Housing	Loan repayments	NON-PROGRAM	NON-PROGRAM	104146
5200005883	6/12/2012	TIF Lents	(99.60)	Neighborhood Housing	Loan repayments	NON-PROGRAM	NON-PROGRAM	104146
5200005883	6/12/2012	TIF Lents	(67.08)	Neighborhood Housing	Loan repayments	NON-PROGRAM	NON-PROGRAM	104453
5200005883	6/12/2012	TIF Lents	(0.15)	Neighborhood Housing	Loan repayments	NON-PROGRAM	NON-PROGRAM	104453
5200005883	6/12/2012	TIF Lents	(16.96)	Neighborhood Housing	Loan repayments	NON-PROGRAM	NON-PROGRAM	104894
5200005883	6/12/2012	TIF Lents	(2.12)	Neighborhood Housing	Loan repayments	NON-PROGRAM	NON-PROGRAM	104894
5200005883	6/12/2012	TIF Lents	(69.77)	Neighborhood Housing	Interest Income	NON-PROGRAM	NON-PROGRAM	104453
5200005883	6/12/2012	TIF Lents	(25.92)	Neighborhood Housing	Interest Income	NON-PROGRAM	NON-PROGRAM	104894
5200005936	6/20/2012	TIF Lents	(79.62)	Neighborhood Housing	Loan repayments	NON-PROGRAM	NON-PROGRAM	104979
5200005936	6/20/2012	TIF Lents	(20.38)	Neighborhood Housing	Interest Income	NON-PROGRAM	NON-PROGRAM	104979
3700026872	6/26/2012	TIF Lents	(500.00)	Neighborhood Housing	Service fee	NON-PROGRAM	NON-PROGRAM	107299
5200006005	6/29/2012	TIF Lents	(21.00)	Neighborhood Housing	Service fee	NON-PROGRAM	NON-PROGRAM	104487
5200006005	6/29/2012	TIF Lents	(19,147.65)	Neighborhood Housing	Loan repayments	NON-PROGRAM	NON-PROGRAM	104487
5200006005	6/29/2012	TIF Lents	(3,075.01)	Neighborhood Housing	Interest Income	NON-PROGRAM	NON-PROGRAM	104487
5200006005	6/29/2012	TIF Lents	(56.00)	Neighborhood Housing	Miscellaneous Refund	NON-PROGRAM	NON-PROGRAM	104487
		TIF Lents Total	(24,529.26)					
5200005836	6/4/2012	TIF River District	(760.50)	Housing Finance	Interest Income	NON-PROGRAM	NON-PROGRAM	38388-04
5200005841	6/5/2012	TIF River District	(1,536.89)	Housing Finance	Loan repayments	NON-PROGRAM	NON-PROGRAM	38328-03
5200005841	6/5/2012	TIF River District	(963.11)	Housing Finance	Interest Income	NON-PROGRAM	NON-PROGRAM	38328-03
3700026235	6/6/2012	TIF River District	(2,148.14)	Housing Finance	Loan repayments	NON-PROGRAM	NON-PROGRAM	38387-04
3700026235	6/6/2012	TIF River District	(3,974.74)	Housing Finance	Interest Income	NON-PROGRAM	NON-PROGRAM	38387-04
5200005860	6/7/2012	TIF River District	(2,678.86)	Housing Finance	Interest Income	NON-PROGRAM	NON-PROGRAM	38446-05
5200005867	6/8/2012	TIF River District	(13,273.65)	Housing Finance	Loan repayments	NON-PROGRAM	NON-PROGRAM	38208-00

PHB-PDC IGA Billing
 Program Revenue Detail

RefDocNo	FM pstrg d	Fund name	Pynt Bdg	Funds center name	Client	Funded Program	Description of Funded Program	Text
5200005867	6/8/2012	TIF River District	(10,971.45)	Housing Finance	Interest Income	NON-PROGRAM	NON-PROGRAM	38208-00
5200006005	6/29/2012	TIF River District	(1,540.73)	Housing Finance	Loan repayments	NON-PROGRAM	NON-PROGRAM	38328-03
5200006005	6/29/2012	TIF River District	(959.27)	Housing Finance	Interest Income	NON-PROGRAM	NON-PROGRAM	38328-03
		TIF River District Total	(38,807.34)					
5200005841	6/5/2012	TIF South Park Block	(122.53)	Neighborhood Housing	Loan repayments	NON-PROGRAM	NON-PROGRAM	100552-11
5200005841	6/5/2012	TIF South Park Block	(13.13)	Neighborhood Housing	Loan repayments	NON-PROGRAM	NON-PROGRAM	100552-11
5200005841	6/5/2012	TIF South Park Block	(64.34)	Neighborhood Housing	Interest Income	NON-PROGRAM	NON-PROGRAM	100552-11
5200005867	6/8/2012	TIF South Park Block	(3,036.85)	Housing Finance	Loan repayments	NON-PROGRAM	NON-PROGRAM	38105-99
5200005867	6/8/2012	TIF South Park Block	(2,213.15)	Housing Finance	Interest Income	NON-PROGRAM	NON-PROGRAM	38105-99
5200005867	6/8/2012	TIF South Park Block	(185.69)	Neighborhood Housing	Loan repayments	NON-PROGRAM	NON-PROGRAM	100711-11
5200005867	6/8/2012	TIF South Park Block	(96.07)	Neighborhood Housing	Interest Income	NON-PROGRAM	NON-PROGRAM	100711-11
		TIF South Park Block Total	(5,731.76)					
		Grand Total	(117,822.52)					



FY 11-12 IGA Billing Reconciliation

**Variance Between Program Income Reported On 7/2011 IGA Billing
& Actual Program Income Received**

	Program Income Reported	Actual Program Income	Under- / (Over-) statement
Central Eastside	(182.58)	(182.58)	-
Convention Center	(329,125.63)	(8,295.01)	(320,830.62)
Downtown Waterfront	(40,221.23)	(140,782.98)	100,561.75
Gateway	-	-	-
Interstate	(276,160.79)	(826.06)	(275,334.73)
Lents	(7,022.40)	(206,271.59)	199,249.19
North Macadam	-	-	-
River District	(35,546.84)	(250,546.84)	215,000.00
South Park Blocks	(8,975.77)	(100,694.01)	91,718.24
Total	(697,235.24)	(707,599.07)	10,363.83

Gateway net expenses reported but not billed in 5/2012

	Direct Expense				Indirect Expense			Revenue		Billing Summary									
	External M&S	Personal Services	Personal Services	Support Cost	Personal Services	Support Cost	Program Income	Gross Billed	Current Net Billed*	Net Unbilled	Net YTD Billed	Net YTD Unbilled	Billed	Unbilled	Total				
Central Eastside	-	769.17	747.60	578.42	-	-	(268.20)	1,826.99	1,826.99	-	-	37,366.51	-	37,366.51					
Convention Center	-	4,725.96	4,593.45	3,553.92	-	-	(5,206.19)	7,667.14	-	-	673,975.10	(1,560,178.58)	673,975.10	(1,552,511.44)	(878,536.34)				
Downtown Waterfront	100,000.00	-	-	-	-	-	(46,292.33)	53,707.67	-	-	-	(445,584.49)	-	(391,876.82)	(391,876.82)				
Gateway	33,026.52	4,181.20	4,063.97	3,144.26	-	-	-	44,415.95	-	-	958,992.37	-	958,992.37	958,992.37					
Interstate	196,666.08	19,275.10	18,734.66	14,494.88	-	-	(444,896.35)	-	-	(195,725.63)	2,373,426.67	(520,687.91)	2,373,426.67	(716,413.54)	1,657,013.13				
Lents	661,154.98	19,429.30	18,884.54	14,610.83	-	-	(271,579.50)	442,500.15	442,500.15	-	3,310,921.89	-	3,753,422.04	3,753,422.04					
North Macadam	185,676.52	7,350.39	7,144.30	5,527.49	-	-	-	205,698.70	205,698.70	-	6,407,585.32	-	6,613,284.02	6,613,284.02					
River District	275,949.17	9,099.17	8,844.05	6,842.58	-	-	(35,546.84)	265,188.13	154,596.45	-	6,634,568.05	(110,591.68)	6,789,164.50	-	6,789,164.50				
South Park Blocks	161,797.51	6,222.07	6,047.61	4,679.00	-	-	(59,015.76)	119,730.43	-	-	429,837.78	(3,594,436.10)	429,837.78	(3,474,705.67)	(3,044,867.89)				
Total	1,614,270.78	71,052.36	69,060.18	53,431.38	(862,805.17)	1,140,735.16	804,622.29	(195,725.63)	20,824,846.70	(6,231,478.76)	21,629,468.99	(6,135,507.47)	15,493,961.52						



Reconciliation - Central Eastside

Month	Category	Original	Revised	Under / (Over) Billing
Jul-11	PI	(182.58)	(182.58)	
	Direct	1,676.54	1,676.54	
	Indirect	2,573.28	2,573.28	
	Tax Increment Billed	4,067.24	4,067.24	
	Month-End PI Bal	-	-	
Aug-11	PI	(198.75)	(198.75)	
	Direct	1,630.02	1,630.02	
	Indirect	2,586.68	2,586.68	
	Tax Increment Billed	4,017.95	4,017.95	
	Month-End PI Bal	-	-	
Sep-11	PI	(195.75)	(195.75)	
	Direct	1,116.03	1,116.03	
	Indirect	2,083.43	2,083.43	
	Tax Increment Billed	3,003.71	3,003.71	
	Month-End PI Bal	-	-	
Oct-11	PI	(195.73)	(195.73)	
	Direct	1,469.32	1,469.32	
	Indirect	2,098.59	2,098.59	
	Tax Increment Billed	3,372.18	3,372.18	
	Month-End PI Bal	-	-	
Nov-11	PI	(198.88)	(198.88)	
	Direct	1,782.60	1,782.60	
	Indirect	2,741.22	2,741.22	
	Tax Increment Billed	4,324.94	4,324.94	
	Month-End PI Bal	-	-	
Dec-11	PI	(193.50)	(193.50)	
	Direct	1,287.56	1,287.56	
	Indirect	1,938.33	1,938.33	
	Tax Increment Billed	3,032.39	3,032.39	
	Month-End PI Bal	-	-	
Jan-12	PI	(182.57)	(182.57)	
	Direct	1,127.90	1,127.90	
	Indirect	1,770.50	1,770.50	
	Tax Increment Billed	2,715.83	2,715.83	
	Month-End PI Bal	-	-	
Feb-12	PI	(194.26)	(194.26)	
	Direct	1,807.92	1,807.92	
	Indirect	2,926.26	2,926.26	
	Tax Increment Billed	4,539.92	4,539.92	
	Month-End PI Bal	-	-	
Mar-12	PI	(182.57)	(182.57)	
	Direct	1,170.81	1,170.81	
	Indirect	2,330.81	2,330.81	
	Tax Increment Billed	3,319.05	3,319.05	
	Month-End PI Bal	-	-	
Apr-12	PI	(268.20)	(268.20)	
	Direct	1,293.23	1,293.23	
	Indirect	2,121.28	2,121.28	
	Tax Increment Billed	3,146.31	3,146.31	
	Month-End PI Bal	-	-	
May-12	PI	(268.20)	(268.20)	
	Direct	769.17	769.17	
	Indirect	1,326.02	1,326.02	
	Tax Increment Billed	1,826.99	1,826.99	
	Month-End PI Bal	-	-	

Reconciliation - OCC

Month	Category	Original	Revised	Under / (Over) Billing
Jul-11	PI	(329,125.63)	(8,295.01)	
	Direct	2,039.13	2,039.13	
	Indirect	7,870.77	7,870.77	
	Tax Increment Billed	-	1,614.89	1,614.89
	Month-End PI Bal	(319,215.73)	-	
Aug-11	PI	(5,017.29)	(5,017.29)	
	Direct	853,304.45	853,304.45	
	Indirect	10,223.36	10,223.36	
	Tax Increment Billed	539,294.79	858,510.52	319,215.73
	Month-End PI Bal	-	-	
Sep-11	PI	(4,863.81)	(4,863.81)	
	Direct	506.69	506.69	
	Indirect	945.90	945.90	
	Tax Increment Billed	-	-	
	Month-End PI Bal	(3,411.22)	(3,411.22)	
Oct-11	PI	(4,865.23)	(4,865.23)	
	Direct	6,417.73	6,417.73	
	Indirect	9,166.24	9,166.24	
	Tax Increment Billed	7,307.52	7,307.52	
	Month-End PI Bal	-	-	
Nov-11	PI	(5,050.35)	(5,050.35)	
	Direct	71,363.85	71,363.85	
	Indirect	9,240.19	9,240.19	
	Tax Increment Billed	75,553.69	75,553.69	
	Month-End PI Bal	-	-	
Dec-11	PI	(5,109.66)	(5,109.66)	
	Direct	6,844.48	6,844.48	
	Indirect	10,303.86	10,303.86	
	Tax Increment Billed	12,038.68	12,038.68	
	Month-End PI Bal	-	-	
Jan-12	PI	(5,206.19)	(5,206.19)	
	Direct	(62,614.91)	(62,614.91)	
	Indirect	4,301.20	4,301.20	
	Tax Increment Billed	-	-	
	Month-End PI Bal	1,835.10	1,835.10	
Feb-12	PI	(5,153.37)	(5,153.37)	
	Direct	27,222.23	27,222.23	
	Indirect	8,803.47	8,803.47	
	Tax Increment Billed	32,707.43	32,707.43	
	Month-End PI Bal	-	-	
Mar-12	PI	(5,206.19)	(5,206.19)	
	Direct	4,105.70	4,105.70	
	Indirect	8,173.48	8,173.48	
	Tax Increment Billed	7,072.99	7,072.99	
	Month-End PI Bal	-	-	
Apr-12	PI	(5,206.19)	(5,206.19)	
	Direct	(1,560,507.25)	(1,560,507.25)	
	Indirect	5,534.86	5,534.86	
	Tax Increment Billed	-	-	
	Month-End PI Bal	(1,560,178.58)	(1,560,178.58)	
May-12	PI	(5,206.19)	(5,206.19)	
	Direct	4,725.96	4,725.96	
	Indirect	8,147.37	8,147.37	
	Tax Increment Billed	-	-	
	Month-End PI Bal	(1,552,511.44)	(1,552,511.44)	

Reconciliation - DTWF

Month	Category	Original	Revised	Under / (Over) Billing
Jul-11	PI	(40,221.23)	(140,782.98)	
	Direct	-	-	
	Indirect	-	-	
	Tax Increment Billed	-	-	
	Month-End PI Bal*	(40,221.23)	(140,782.98)	
Aug-11	PI	(59,442.50)	(59,442.50)	
	Direct	-	-	
	Indirect	-	-	
	Tax Increment Billed	-	-	
	Month-End PI Bal	(99,663.73)	(200,225.48)	
Sep-11	PI	(40,330.86)	(40,330.86)	
	Direct	-	-	
	Indirect	-	-	
	Tax Increment Billed	-	-	
	Month-End PI Bal	(139,994.59)	(240,556.34)	
Oct-11	PI	(40,350.27)	(40,350.27)	
	Direct	-	-	
	Indirect	-	-	
	Tax Increment Billed	-	-	
	Month-End PI Bal	(180,344.86)	(280,906.61)	
Nov-11	PI	(34,334.27)	(34,334.27)	
	Direct	-	-	
	Indirect	-	-	
	Tax Increment Billed	-	-	
	Month-End PI Bal	(214,679.13)	(315,240.88)	
Dec-11	PI	(40,360.90)	(40,360.90)	
	Direct	-	-	
	Indirect	-	-	
	Tax Increment Billed	-	-	
	Month-End PI Bal	(255,040.03)	(355,601.78)	
Jan-12	PI	(40,221.23)	(40,221.23)	
	Direct	-	-	
	Indirect	-	-	
	Tax Increment Billed	-	-	
	Month-End PI Bal	(295,261.26)	(395,823.01)	
Feb-12	PI	(46,841.87)	(46,841.87)	
	Direct	-	-	
	Indirect	-	-	
	Tax Increment Billed	-	-	
	Month-End PI Bal	(342,103.13)	(442,664.88)	
Mar-12	PI	(69,081.23)	(69,081.23)	
	Direct	-	-	
	Indirect	-	-	
	Tax Increment Billed	-	-	
	Month-End PI Bal	(411,184.36)	(511,746.11)	
Apr-12	PI	(34,400.13)	(34,400.13)	
	Direct	-	-	
	Indirect	-	-	
	Tax Increment Billed	-	-	
	Month-End PI Bal	(445,584.49)	(546,146.24)	
May-12	PI	(46,292.33)	(46,292.33)	
	Direct	100,000.00	100,000.00	
	Indirect	-	-	
	Tax Increment Billed	-	-	
	Month-End PI Bal	(391,876.82)	(492,438.57)	

*no impact on tax increment billing as no expenses incurred to submit for reimbursement

Reconciliation - Gateway

Month	Category	Original	Revised	Under / (Over) Billing
Jul-11	PI	-	-	
	Direct	11,769.01	11,769.01	
	Indirect	16,533.70	16,533.70	
	Tax Increment Billed	28,302.71	28,302.71	
	Month-End PI Bal	-	-	
Aug-11	PI	(122.87)	(122.87)	
	Direct	111,227.09	111,227.09	
	Indirect	8,292.79	8,292.79	
	Tax Increment Billed	119,397.01	119,397.01	
	Month-End PI Bal	-	-	
Sep-11	PI	37.29	37.29	
	Direct	6,087.60	6,087.60	
	Indirect	11,241.47	11,241.47	
	Tax Increment Billed	17,366.36	17,366.36	
	Month-End PI Bal	-	-	
Oct-11	PI	35.29	35.29	
	Direct	7,596.86	7,596.86	
	Indirect	10,850.36	10,850.36	
	Tax Increment Billed	18,482.51	18,482.51	
	Month-End PI Bal	-	-	
Nov-11	PI	40.51	40.51	
	Direct	102,401.23	102,401.23	
	Indirect	7,237.98	7,237.98	
	Tax Increment Billed	109,679.72	109,679.72	
	Month-End PI Bal	-	-	
Dec-11	PI	37.94	37.94	
	Direct	85,347.26	85,347.26	
	Indirect	9,777.46	9,777.46	
	Tax Increment Billed	95,162.66	95,162.66	
	Month-End PI Bal	-	-	
Jan-12	PI	-	-	
	Direct	88,629.97	88,629.97	
	Indirect	4,171.18	4,171.18	
	Tax Increment Billed	92,801.15	92,801.15	
	Month-End PI Bal	-	-	
Feb-12	PI	77.28	77.28	
	Direct	98,889.43	98,889.43	
	Indirect	11,146.78	11,146.78	
	Tax Increment Billed	110,113.49	110,113.49	
	Month-End PI Bal	-	-	
Mar-12	PI	-	-	
	Direct	156,392.49	156,392.49	
	Indirect	13,619.42	13,619.42	
	Tax Increment Billed	170,011.91	170,011.91	
	Month-End PI Bal	-	-	
Apr-12	PI	-	-	
	Direct	186,923.35	186,923.35	
	Indirect	10,751.50	10,751.50	
	Tax Increment Billed	197,674.85	197,674.85	
	Month-End PI Bal	-	-	
May-12	PI	-	-	
	Direct	-	37,207.72	37,207.72
	Indirect	-	7,208.23	7,208.23
	Tax Increment Billed	-	44,415.95	44,415.95
	Month-End PI Bal	-	-	

Reconciliation - Interstate

Month	Category	Original	Revised	Under / (Over) Billing
Jul-11	PI	(276,160.79)	(826.06)	
	Direct	193,942.93	193,942.93	
	Indirect	23,049.84	23,049.84	
	Tax Increment Billed	-	216,166.71	216,166.71
	Month-End PI Bal	(59,168.02)	-	
Aug-11	PI	(591.92)	(591.92)	
	Direct	86,206.82	86,206.82	
	Indirect	36,916.85	36,916.85	
	Tax Increment Billed	63,363.73	122,531.75	59,168.02
	Month-End PI Bal	-	-	
Sep-11	PI	(2,118.18)	(2,118.18)	
	Direct	721,023.61	721,023.61	
	Indirect	28,150.04	28,150.04	
	Tax Increment Billed	747,055.47	747,055.47	
	Month-End PI Bal	-	-	
Oct-11	PI	(481.70)	(481.70)	
	Direct	188,702.18	188,702.18	
	Indirect	33,380.55	33,380.55	
	Tax Increment Billed	221,601.03	221,601.03	
	Month-End PI Bal	-	-	
Nov-11	PI	(170,358.90)	(170,358.90)	
	Direct	34,410.63	34,410.63	
	Indirect	38,323.12	38,323.12	
	Tax Increment Billed	-	-	
	Month-End PI Bal	(97,625.15)	(97,625.15)	
Dec-11	PI	(160,226.42)	(160,226.42)	
	Direct	315,869.37	315,869.37	
	Indirect	23,038.37	23,038.37	
	Tax Increment Billed	81,056.17	81,056.17	
	Month-End PI Bal	-	-	
Jan-12	PI	(970.48)	(970.48)	
	Direct	188,462.84	188,462.84	
	Indirect	24,070.64	24,070.64	
	Tax Increment Billed	211,563.00	211,563.00	
	Month-End PI Bal	-	-	
Feb-12	PI	(260,041.10)	(260,041.10)	
	Direct	137,219.89	137,219.89	
	Indirect	46,167.77	46,167.77	
	Tax Increment Billed	-	-	
	Month-End PI Bal	(142,008.44)	(142,008.44)	
Mar-12	PI	(596,580.27)	(596,580.27)	
	Direct	175,502.42	175,502.42	
	Indirect	42,398.38	42,398.38	
	Tax Increment Billed	-	-	
	Month-End PI Bal	(520,687.91)	(520,687.91)	
Apr-12	PI	(176,519.59)	(176,519.59)	
	Direct	1,705,732.83	1,705,732.83	
	Indirect	40,261.94	40,261.94	
	Tax Increment Billed	1,048,787.27	1,048,787.27	
	Month-End PI Bal	-	-	
May-12	PI	(444,896.35)	(444,896.35)	
	Direct	215,941.18	215,941.18	
	Indirect	33,229.54	33,229.54	
	Tax Increment Billed	-	-	
	Month-End PI Bal	(195,725.63)	(195,725.63)	

Reconciliation - Lents


Month	Category	Original	Revised	Under / (Over) Billing
Jul-11	PI	(7,022.40)	(206,271.59)	
	Direct	702,409.19	702,409.19	
	Indirect	32,669.19	32,669.19	
	Tax Increment Billed	728,055.98	528,806.79	(199,249.19)
	Month-End PI Bal	-	-	
Aug-11	PI	(869.17)	(869.17)	
	Direct	518,913.77	518,913.77	
	Indirect	37,184.32	37,184.32	
	Tax Increment Billed	555,228.92	555,228.92	
	Month-End PI Bal	-	-	
Sep-11	PI	(589.77)	(589.77)	
	Direct	269,500.86	269,500.86	
	Indirect	42,514.85	42,514.85	
	Tax Increment Billed	311,425.94	311,425.94	
	Month-End PI Bal	-	-	
Oct-11	PI	(885.56)	(885.56)	
	Direct	222,249.38	222,249.38	
	Indirect	40,824.49	40,824.49	
	Tax Increment Billed	262,188.31	262,188.31	
	Month-End PI Bal	-	-	
Nov-11	PI	(741.12)	(741.12)	
	Direct	276,779.88	276,779.88	
	Indirect	34,123.08	34,123.08	
	Tax Increment Billed	310,161.84	310,161.84	
	Month-End PI Bal	-	-	
Dec-11	PI	(320,109.10)	(320,109.10)	
	Direct	318,287.41	318,287.41	
	Indirect	34,132.54	34,132.54	
	Tax Increment Billed	32,310.85	32,310.85	
	Month-End PI Bal	-	-	
Jan-12	PI	(3,518.62)	(3,518.62)	
	Direct	433,638.63	433,638.63	
	Indirect	19,090.67	19,090.67	
	Tax Increment Billed	449,210.68	449,210.68	
	Month-End PI Bal	-	-	
Feb-12	PI	(126,535.52)	(126,535.52)	
	Direct	304,575.67	304,575.67	
	Indirect	43,917.94	43,917.94	
	Tax Increment Billed	221,958.09	221,958.09	
	Month-End PI Bal	-	-	
Mar-12	PI	(115,801.62)	(115,801.62)	
	Direct	266,570.16	266,570.16	
	Indirect	36,683.20	36,683.20	
	Tax Increment Billed	187,451.74	187,451.74	
	Month-End PI Bal	-	-	
Apr-12	PI	(271,362.60)	(271,362.60)	
	Direct	494,160.92	494,160.92	
	Indirect	30,131.21	30,131.21	
	Tax Increment Billed	252,929.53	252,929.53	
	Month-End PI Bal	-	-	
May-12	PI	(271,579.50)	(271,579.50)	
	Direct	680,584.28	680,584.28	
	Indirect	33,495.37	33,495.37	
	Tax Increment Billed	442,500.15	442,500.15	
	Month-End PI Bal	-	-	

Reconciliation - North Mac

Month	Category	Original	Revised	Under / (Over) Billing
Jul-11	PI	-	-	
	Direct	1,063,085.38	1,063,085.38	
	Indirect	10,799.47	10,799.47	
	Tax Increment Billed	1,073,884.85	1,073,884.85	
	Month-End PI Bal	-	-	
Aug-11	PI	361.71	361.71	
	Direct	1,218,210.18	1,218,210.18	
	Indirect	14,478.99	14,478.99	
	Tax Increment Billed	1,233,050.88	1,233,050.88	
	Month-End PI Bal	-	-	
Sep-11	PI	1,011.68	1,011.68	
	Direct	1,919,785.11	1,919,785.11	
	Indirect	6,052.35	6,052.35	
	Tax Increment Billed	1,926,849.14	1,926,849.14	
	Month-End PI Bal	-	-	
Oct-11	PI	1,704.44	1,704.44	
	Direct	891,298.32	891,298.32	
	Indirect	11,919.11	11,919.11	
	Tax Increment Billed	904,921.87	904,921.87	
	Month-End PI Bal	-	-	
Nov-11	PI	1,814.40	1,814.40	
	Direct	288,208.67	288,208.67	
	Indirect	13,568.49	13,568.49	
	Tax Increment Billed	303,591.56	303,591.56	
	Month-End PI Bal	-	-	
Dec-11	PI	603.17	603.17	
	Direct	201,261.95	201,261.95	
	Indirect	11,085.92	11,085.92	
	Tax Increment Billed	212,951.04	212,951.04	
	Month-End PI Bal	-	-	
Jan-12	PI	-	-	
	Direct	187,997.39	187,997.39	
	Indirect	9,180.21	9,180.21	
	Tax Increment Billed	197,177.60	197,177.60	
	Month-End PI Bal	-	-	
Feb-12	PI	126.64	126.64	
	Direct	140,758.93	140,758.93	
	Indirect	15,663.95	15,663.95	
	Tax Increment Billed	156,549.52	156,549.52	
	Month-End PI Bal	-	-	
Mar-12	PI	-	-	
	Direct	139,445.32	139,445.32	
	Indirect	15,216.83	15,216.83	
	Tax Increment Billed	154,662.15	154,662.15	
	Month-End PI Bal	-	-	
Apr-12	PI	-	-	
	Direct	232,075.46	232,075.46	
	Indirect	11,871.25	11,871.25	
	Tax Increment Billed	243,946.71	243,946.71	
	Month-End PI Bal	-	-	
May-12	PI	-	-	
	Direct	193,026.91	193,026.91	
	Indirect	12,671.79	12,671.79	
	Tax Increment Billed	205,698.70	205,698.70	
	Month-End PI Bal	-	-	

Reconciliation - River District

Month	Category	Original	Revised	Under / (Over) Billing
Jul-11	PI	(35,546.84)	(250,546.84)	
	Direct	4,507,504.70	4,507,504.70	
	Indirect	31,240.92	31,240.92	
	Tax Increment Billed	4,503,198.78	4,288,198.78	(215,000.00)
	Month-End PI Bal	-	-	
Aug-11	PI	(35,457.81)	(35,457.81)	
	Direct	32,465.55	32,465.55	
	Indirect	22,657.81	22,657.81	
	Tax Increment Billed	19,665.55	19,665.55	
	Month-End PI Bal	-	-	
Sep-11	PI	(35,547.91)	(35,547.91)	
	Direct	78,931.03	78,931.03	
	Indirect	24,304.28	24,304.28	
	Tax Increment Billed	67,687.40	67,687.40	
	Month-End PI Bal	-	-	
Oct-11	PI	(35,751.48)	(35,751.48)	
	Direct	17,529.76	17,529.76	
	Indirect	22,336.36	22,336.36	
	Tax Increment Billed	4,114.64	4,114.64	
	Month-End PI Bal	-	-	
Nov-11	PI	(35,811.06)	(35,811.06)	
	Direct	18,653.09	18,653.09	
	Indirect	26,320.49	26,320.49	
	Tax Increment Billed	9,162.52	9,162.52	
	Month-End PI Bal	-	-	
Dec-11	PI	(35,877.31)	(35,877.31)	
	Direct	19,374.76	19,374.76	
	Indirect	25,168.71	25,168.71	
	Tax Increment Billed	8,666.16	8,666.16	
	Month-End PI Bal	-	-	
Jan-12	PI	(35,546.84)	(35,546.84)	
	Direct	9,934.28	9,934.28	
	Indirect	15,594.14	15,594.14	
	Tax Increment Billed	-	-	
	Month-End PI Bal	(10,018.42)	(10,018.42)	
Feb-12	PI	(600,502.72)	(600,502.72)	
	Direct	1,709,309.23	1,709,309.23	
	Indirect	34,481.99	34,481.99	
	Tax Increment Billed	1,133,270.08	1,133,270.08	
	Month-End PI Bal	-	-	
Mar-12	PI	(144,443.84)	(144,443.84)	
	Direct	11,318.90	11,318.90	
	Indirect	22,533.26	22,533.26	
	Tax Increment Billed	-	-	
	Month-End PI Bal	(110,591.68)	(110,591.68)	
Apr-12	PI	(83,181.84)	(83,181.84)	
	Direct	1,064,588.86	1,064,588.86	
	Indirect	17,987.58	17,987.58	
	Tax Increment Billed	888,802.92	888,802.92	
	Month-End PI Bal	-	-	
May-12	PI	(35,546.84)	(35,546.84)	
	Direct	285,048.34	285,048.34	
	Indirect	15,686.63	15,686.63	
	Tax Increment Billed	265,188.13	265,188.13	
	Month-End PI Bal	-	-	



Reconciliation - SPB

Month	Category	Original	Revised	Under / (Over) Billing
Jul-11	PI	(8,975.77)	(100,694.01)	
	Direct	104,115.83	104,115.83	
	Indirect	10,567.36	10,567.36	
	Tax Increment Billed	105,707.42	13,989.18	(91,718.24)
	Month-End PI Bal	-	-	
Aug-11	PI	(8,912.45)	(8,912.45)	
	Direct	83,338.74	83,338.74	
	Indirect	7,199.35	7,199.35	
	Tax Increment Billed	81,625.64	81,625.64	
	Month-End PI Bal	-	-	
Sep-11	PI	(8,898.40)	(8,898.40)	
	Direct	126,253.48	126,253.48	
	Indirect	7,897.57	7,897.57	
	Tax Increment Billed	125,252.65	125,252.65	
	Month-End PI Bal	-	-	
Oct-11	PI	(61,902.92)	(61,902.92)	
	Direct	162,467.65	162,467.65	
	Indirect	8,264.89	8,264.89	
	Tax Increment Billed	108,829.62	108,829.62	
	Month-End PI Bal	-	-	
Nov-11	PI	(8,883.54)	(8,883.54)	
	Direct	6,819.39	6,819.39	
	Indirect	10,486.60	10,486.60	
	Tax Increment Billed	8,422.45	8,422.45	
	Month-End PI Bal	-	-	
Dec-11	PI	(3,561,853.53)	(3,561,853.53)	
	Direct	30,397.63	30,397.63	
	Indirect	7,791.53	7,791.53	
	Tax Increment Billed	-	-	
	Month-End PI Bal	(3,523,664.37)	(3,523,664.37)	
Jan-12	PI	(85,481.76)	(85,481.76)	
	Direct	3,803.77	3,803.77	
	Indirect	5,970.90	5,970.90	
	Tax Increment Billed	-	-	
	Month-End PI Bal	(3,599,371.46)	(3,599,371.46)	
Feb-12	PI	(7,786.81)	(7,786.81)	
	Direct	8,383.06	8,383.06	
	Indirect	13,266.42	13,266.42	
	Tax Increment Billed	-	-	
	Month-End PI Bal	(3,585,508.79)	(3,585,508.79)	
Mar-12	PI	(5,731.76)	(5,731.76)	
	Direct	5,424.47	5,424.47	
	Indirect	10,798.84	10,798.84	
	Tax Increment Billed	-	-	
	Month-End PI Bal	(3,575,017.24)	(3,575,017.24)	
Apr-12	PI	(40,731.76)	(40,731.76)	
	Direct	8,280.82	8,280.82	
	Indirect	13,032.08	13,032.08	
	Tax Increment Billed	-	-	
	Month-End PI Bal	(3,594,436.10)	(3,594,436.10)	
May-12	PI	(59,015.76)	(59,015.76)	
	Direct	168,019.58	168,019.58	
	Indirect	10,726.61	10,726.61	
	Tax Increment Billed	-	-	
	Month-End PI Bal	(3,474,705.67)	(3,474,705.67)	

