


**PHB-PDC Intergovernmental Agreement Invoice  
FY 2011-12**

**Date:** 5/11/2012

**Financial Analyst:** Paul Stewart

Prepared and Reviewed: (B)


**Principal Financial Analyst:** Mike Johnson

Reviewed and Approved: 

**Bureau Operations Mgr:** position vacant

Reviewed and Approved: N/A

**Director:** Traci Manning

Reviewed and Approved: 





CITY OF  
**PORTLAND, OREGON**  
 PORTLAND HOUSING BUREAU

Nick Fish, Commissioner  
 Traci Manning, Director  
 421 SW 6th Avenue, Suite 500  
 Portland OR 97204  
 (503) 823-2375  
 Fax (503) 823-2387

**FORM OF CERTIFICATION**

Contract #: 32000576 Invoice Period: April 2012 Invoice #: 10094713

<b>Organization:</b> Portland Housing Bureau	<b>Total Contract:</b> \$66,154,998
<b>Mailing Address:</b> 421 SW 6th Ave, Suite 500 Portland, OR 97204	
<b>Contact Name/ Title:</b> Mike Johnson Principal Financial Analyst	
<b>Phone/Fax:</b> 503-823-4176	

Activity	Budget	Billed Activity This Period	Billed Activity YTD	Balance From Budget
Personal Services & Indirect	\$3,175,800	\$182,090.84	\$1,767,841.84	\$1,407,958.16
External M&S, Capital & Financial Assistance	\$62,979,198	\$3,615,808.57	\$39,699,464.13	\$23,279,733.87
Revenues		(\$531,332.23)	(\$2,210,261.22)	
Prior Month Unbilled Adjustment		(\$631,279.59)	(\$1,118,883.03)	
<b>Total</b>	<b>\$66,154,998</b>	<b>\$2,635,287.59</b>	<b>\$38,138,161.71</b>	<b>\$28,016,836.29</b>


**Total Amount Requested:** Taxable \$0.00 Non-taxable \$2,635,287.59

**Total Balance:** \$28,016,836.29

**Bureau Director's Certification**

The undersigned certifies the following:

1. The Bureau has incurred capital project and administrative expenses, for which it now requests reimbursement from the urban renewal line of credit and/or taxable bond proceeds.
2. The incurred expenses are tax increment financing (TIF) eligible under ORS 457 to be paid for with bond proceeds of urban renewal areas.
3. If applicable, the incurred expenses are eligible to be paid for with tax-exempt bond proceeds.
4. Payments in the amount of the requested reimbursement have previously been disbursed.
5. A list of projects and amounts for which the funds were expended has been attached, along with supporting documentation.
6. All documents supporting this reimbursement will be retained by the PHB for the life of the bonds, and any refinancing used to repay the bonds, plus three years.
7. These expenditures are subject to future audit.

  
 \_\_\_\_\_  
 Signature  
**Traci Manning, Director**  
 \_\_\_\_\_  
 Print Name

**FOR OFFICE USE ONLY**

I have received this information and have forwarded the invoice for processing.

\_\_\_\_\_  
 Contract Manager

\_\_\_\_\_  
 Date Sent to Accounting



PHB-PDC IA Billing  
URA Activity Summary

	Direct Expense				Indirect Expense		Support Cost	Program Income	Billing Summary				Year-To-Date	
	External M&S**	Personal Services	Personal Services	Revenue	Gross Billed	Net Billed*			Net Unbilled	Net YTD Billed	Net YTD Unbilled	Billed	Unbilled	Total
Central Eastside	-	1,293.23	1,148.77	(268.20)	3,146.31	3,146.31	-	32,393.21	-	35,539.52	-	35,539.52		
Convention Center	(1,563,881.56)	3,374.31	2,997.38	(5,206.19)	-	-	(1,560,178.58)	673,975.10	-	(1,560,178.58)	(1,560,178.58)	(1,560,178.58)		
Downtown Waterfront	-	-	-	(34,400.13)	-	-	(34,400.13)	-	(411,184.36)	(445,584.49)	(445,584.49)	(445,584.49)		
Gateway	180,368.74	6,554.61	5,822.43	-	197,674.85	197,674.85	-	761,317.52	-	958,992.37	-	958,992.37		
Interstate	1,681,187.29	24,545.54	21,803.69	(176,519.59)	1,569,475.18	1,048,787.27	-	-	(520,687.91)	1,048,787.27	-	1,048,787.27		
Lents	475,791.54	18,369.38	16,317.44	(271,362.60)	252,929.53	252,929.53	-	3,057,992.36	-	3,310,921.89	-	3,310,921.89		
North Macadam	224,838.20	7,237.26	6,428.83	-	243,946.71	243,946.71	-	6,163,638.61	-	6,407,585.32	-	6,407,585.32		
River District	1,053,622.80	10,966.06	9,741.10	(83,181.84)	999,394.60	888,802.92	-	-	(110,591.68)	888,802.92	-	888,802.92		
South Park Blocks	335.86	7,944.96	7,057.47	(40,731.76)	-	-	(19,418.86)	-	(3,575,017.24)	(3,594,436.10)	-	(3,594,436.10)		
<b>Total</b>	<b>2,052,262.87</b>	<b>80,285.35</b>	<b>71,317.11</b>	<b>(611,670.31)</b>	<b>3,266,567.18</b>	<b>2,635,287.59</b>	<b>(1,613,997.57)</b>	<b>10,689,316.80</b>	<b>(4,617,481.19)</b>	<b>12,650,629.29</b>	<b>(5,600,199.17)</b>	<b>7,050,430.12</b>		

\* Billable current month expenses less any prior month YTD revenue surplus in a given URA fund (if current month billable expenses exceed prior month revenue surplus)

\*\* \$1.56M credit in OCC is associated with Interstate purchase of 4 properties from Convention Center. OMF Central Accounting determined transaction would be processed as an Interstate expense and OCC expense credit.



PHB-PDC IA Billing  
IGA Budget Vs. Activity Year-To-Date

	Capital & Financial Assistance				Personal Services & Indirect				Program Income		GRAND TOTAL	
	IGA Budget	Activity YTD	Balance	%	IGA Budget	Activity YTD	Balance	%	Activity YTD	IGA Budget	Activity YTD	
DTWF	514,400	-	514,400	100%	3,000	-	3,000	100%	(445,584)	517,400	(445,584)	
CES	-	-	-		96,549	37,532	59,017	61%	(1,993)	96,549	35,540	
OCC	3,125,352	(698,325)	3,823,677	122%	248,367	121,570	126,797	51%	(374,804)	3,373,719	(951,558)	
Gateway	1,695,000	791,506	903,494	53%	233,081	167,381	65,700	28%	105	1,928,081	958,992	
Interstate	8,057,346	3,540,416	4,516,930	56%	784,758	542,415	242,343	31%	(1,644,049)	8,842,104	2,438,782	
Lents	8,094,158	3,590,058	4,504,100	56%	742,676	568,300	174,376	23%	(847,435)	8,836,834	3,310,922	
North Mac	9,234,619	6,207,785	3,026,834	33%	353,877	194,178	159,699	45%	5,622	9,588,496	6,407,585	
River Dist	29,659,130	7,318,962	22,340,168	75%	479,019	393,273	85,746	18%	(1,077,668)	30,138,149	6,634,568	
SPB	2,599,193	480,482	2,118,711	82%	234,473	154,079	80,394	34%	(3,799,159)	2,833,666	(3,164,598)	
<b>Total</b>	<b>62,979,198</b>	<b>21,230,884</b>	<b>41,748,314</b>	<b>66%</b>	<b>3,175,800</b>	<b>2,178,728</b>	<b>997,072</b>	<b>31%</b>	<b>(8,184,965)</b>	<b>66,154,998</b>	<b>15,224,648</b>	





PHB-PDC IGA Billing  
Direct Personal Services Summary

Cost Element Text (All)

Fund Name	Project	Project Name	Employee Name	Values	
				Hours	Amount
TIF Interstate	H19032	King Parks Affordable Housing	Karl Dinkelspiel	11.60	558.21
			Kathryn Romero	4.88	232.66
	<b>H19032 Total</b>			<b>16.48</b>	<b>790.87</b>
	H20027	PCRI Scattered Sites - FY10 NOFA	Kathryn Romero	46.50	2,219.76
			Michael Prothe	22.50	1,284.06
	<b>H20027 Total</b>			<b>69.00</b>	<b>3,503.82</b>
	H34606	Killingsworth Block	Kari Hernandez	24.45	908.54
			Karl Dinkelspiel	19.50	941.07
	<b>H34606 Total</b>			<b>43.95</b>	<b>1,849.61</b>
	H37914	Housing Policy & Planning	David Sheern	38.60	1,740.71
	<b>H37914 Total</b>			<b>38.60</b>	<b>1,740.71</b>
	H37932	HAP Affordable Ownership / Rehab	Kari Hernandez	-0.20	(7.41)
			Karl Dinkelspiel	13.20	636.00
	<b>H37932 Total</b>			<b>13.00</b>	<b>628.59</b>
	H89010	Home Repair Projects	Constance Buckley	-0.40	(19.93)
			Kari Hernandez	17.20	642.34
			Philip Willis-Conger	-0.05	(2.49)
	<b>H89010 Total</b>			<b>16.75</b>	<b>619.92</b>
	H89020	Homebuyer Assistance	Kari Hernandez	15.45	577.80
	<b>H89020 Total</b>			<b>15.45</b>	<b>577.80</b>
	H89030	Affordable Rental Housing	Barbara Shaw	14.31	737.67
			John Marshall	0.12	3.40
			Kari Hernandez	6.34	279.42
			Karl Dinkelspiel	9.29	466.22
			Kathryn Romero	1.68	78.83
			Komi Kalevor	33.36	2,217.02
			Michael Prothe	20.85	1,177.41
			Nathaniel McCoy	5.50	256.21
	<b>H89030 Total</b>			<b>91.45</b>	<b>5,216.18</b>
	H89035	Homeownership Development	Constance Buckley	27.12	1,370.78
			Dorothea Van Bockel	16.15	751.25
			Kathy Milliken	54.82	2,490.80
			Marilyn Hurtley	16.80	575.65
			Philip Willis-Conger	16.81	839.79
			Sharon Johnson	8.45	302.23
			Charles Funches	14.04	353.28
	<b>H89035 Total</b>			<b>154.19</b>	<b>6,683.78</b>
	H89049	McCoy Apartments Rehab	Michael Prothe	9.40	538.13
	<b>H89049 Total</b>			<b>9.40</b>	<b>538.13</b>
	H20028	Loan Servicing / Asset Management Next Generation	Constance Buckley	-0.55	(27.39)
			Dorothea Van Bockel	-0.17	(7.91)
			Kari Hernandez	1.00	37.48
	<b>H20028 Total</b>			<b>0.28</b>	<b>2.18</b>
	H20041	Lifeworks NW - Home Forward	John Marshall	16.20	879.57
			Karl Dinkelspiel	17.60	847.53
			Michael Prothe	11.70	666.85
	<b>H20041 Total</b>			<b>45.50</b>	<b>2,393.95</b>
<b>TIF Interstate Total</b>				<b>514.05</b>	<b>24,545.54</b>
TIF Lents	H20023	Holgate House - NAYA	Kari Hernandez	16.20	602.24
			Marlo Medellin	5.90	299.52
	<b>H20023 Total</b>			<b>22.10</b>	<b>901.76</b>
	H20031	Beyer Court - Rose CDC	John Marshall	8.40	456.01
			Nathaniel McCoy	24.35	1,137.49
	<b>H20031 Total</b>			<b>32.75</b>	<b>1,593.50</b>
	H20032	Raymond Street Apartments - Rose CDC	Barbara Shaw	7.60	390.43

PHB-PDC IGA Billing  
Direct Personal Services Summary

Fund Name	Project	Project Name	Employee Name	Hours	Amount
TIF Lents	H20032	Raymond Street Apartments - Rose CDC	John Marshall	17.20	933.75
			Nathaniel McCoy	7.55	352.65
	<b>H20032 Total</b>			<b>32.35</b>	<b>1,676.83</b>
	H33441	Dahila Commons Homeowner	Nathaniel McCoy	18.75	875.92
	<b>H33441 Total</b>			<b>18.75</b>	<b>875.92</b>
	H37914	Housing Policy & Planning	David Sheern	43.40	1,925.72
	<b>H37914 Total</b>			<b>43.40</b>	<b>1,925.72</b>
	H37930	HAP Scattered Sites	Kathy Milliken	-3.15	(143.52)
	<b>H37930 Total</b>			<b>-3.15</b>	<b>(143.52)</b>
	H89010	Home Repair Projects	Kari Hernandez	2.00	74.98
			Kathy Milliken	-4.16	(189.67)
			Philip Willis-Conger	-0.05	(2.49)
	<b>H89010 Total</b>			<b>-2.21</b>	<b>(117.18)</b>
	H89020	Homebuyer Assistance	Kari Hernandez	8.35	311.05
			Kathy Milliken	-2.93	(133.29)
	<b>H89020 Total</b>			<b>5.42</b>	<b>177.76</b>
	H89030	Affordable Rental Housing	John Marshall	0.12	3.40
			Kari Hernandez	9.49	419.06
			Karl Dinkelspiel	8.92	454.34
			Kathryn Romero	1.68	78.83
			Komi Kalevor	11.12	739.00
			Michael Prothe	2.62	145.00
			Nathaniel McCoy	5.50	256.21
	<b>H89030 Total</b>			<b>39.45</b>	<b>2,095.84</b>
	H89031	Bellrose Station / The Glen	Nathaniel McCoy	-0.20	(9.33)
	<b>H89031 Total</b>			<b>-0.20</b>	<b>(9.33)</b>
	H89035	Homeownership Development	Constance Buckley	54.24	2,741.40
			Dorothea Van Bockel	24.23	1,126.84
			Kathy Milliken	45.68	2,075.70
			Marilyn Hurtley	8.40	287.85
			Philip Willis-Conger	25.22	1,259.65
			Sharon Johnson	16.90	604.44
			Charles Funches	14.04	353.28
	<b>H89035 Total</b>			<b>188.71</b>	<b>8,449.16</b>
	H20028	Loan Servicing / Asset Management Next Generation	Constance Buckley	-1.15	(57.30)
			Dorothea Van Bockel	-0.23	(10.53)
			Kari Hernandez	1.50	56.24
	<b>H20028 Total</b>			<b>0.12</b>	<b>(11.59)</b>
	H20033	PCRI Scattered Sites - 8923 SE Ellis	Kathryn Romero	20.01	954.51
	<b>H20033 Total</b>			<b>20.01</b>	<b>954.51</b>
<b>TIF Lents Total</b>				<b>397.50</b>	<b>18,369.38</b>
TIF-CES	H37914	Housing Policy & Planning	David Sheern	3.70	161.44
			Kim McCarty	2.84	143.11
	<b>H37914 Total</b>			<b>6.54</b>	<b>304.55</b>
	H89030	Affordable Rental Housing	Kathryn Romero	1.68	78.83
			Komi Kalevor	11.12	739.00
			Nathaniel McCoy	3.66	170.85
	<b>H89030 Total</b>			<b>16.46</b>	<b>988.68</b>
<b>TIF-CES Total</b>				<b>25.01</b>	<b>1,293.23</b>
TIF-ConvCtr	H37914	Housing Policy & Planning	David Sheern	21.26	948.49
	<b>H37914 Total</b>			<b>21.26</b>	<b>948.49</b>
	H80003	Lloyd Cascadian Phase II	Karl Dinkelspiel	13.80	664.60
	<b>H80003 Total</b>			<b>13.80</b>	<b>664.60</b>
	H89030	Affordable Rental Housing	John Marshall	0.12	3.31
			Karl Dinkelspiel	15.61	795.08
			Kathryn Romero	1.68	78.83
			Komi Kalevor	11.12	739.00
			Michael Prothe	2.62	145.00

PHB-PDC IGA Billing  
Direct Personal Services Summary

Fund Name	Project	Project Name	Employee Name	Hours	Amount
TIF-ConvCtr	<b>H89030 Total</b>			<b>31.15</b>	<b>1,761.22</b>
TIF-ConvCtr Total				56.21	3,374.31
TIF-Gateway	H37914	Housing Policy & Planning	David Sheern	21.92	973.95
			Kim McCarty	12.89	659.13
	<b>H37914 Total</b>			<b>34.81</b>	<b>1,633.08</b>
	H89030	Affordable Rental Housing	Karl Dinkelspiel	8.92	454.34
	<b>H89030 Total</b>			<b>8.92</b>	<b>454.34</b>
	H89034	Gateway Glisan	John Marshall	27.70	1,503.84
			Karl Dinkelspiel	29.10	1,403.06
			Kathryn Romero	2.31	110.90
			Nathaniel McCoy	14.10	658.73
	<b>H89034 Total</b>			<b>73.21</b>	<b>3,676.53</b>
	H20017	Ventura Park - Habitat	Karl Dinkelspiel	16.40	790.66
	<b>H20017 Total</b>			<b>16.40</b>	<b>790.66</b>
TIF-Gateway Total				133.34	6,554.61
TIF-Nimac	H10543	Affordable Veterans Housing	Marlo Medellin	15.80	802.07
	<b>H10543 Total</b>			<b>15.80</b>	<b>802.07</b>
	H37914	Housing Policy & Planning	David Sheern	6.00	275.39
			Kim McCarty	48.08	2,442.02
	<b>H37914 Total</b>			<b>54.08</b>	<b>2,717.41</b>
	H89030	Affordable Rental Housing	Barbara Shaw	33.39	1,721.25
			Kathryn Romero	5.03	236.41
			Komi Kalevor	11.12	739.00
			Marlo Medellin	20.18	1,021.12
	<b>H89030 Total</b>			<b>69.72</b>	<b>3,717.78</b>
TIF-Nimac Total				139.60	7,257.26
TIF-RiverDist	H37914	Housing Policy & Planning	David Sheern	11.20	503.91
			Kim McCarty	34.61	1,761.44
	<b>H37914 Total</b>			<b>45.81</b>	<b>2,265.35</b>
	H37936	Resource Access Ctr - Housing(TaxExempt)	Marlo Medellin	4.90	248.76
	<b>H37936 Total</b>			<b>4.90</b>	<b>248.76</b>
	H37937	Resource Access Ctr - AccessCtr(Taxable)	Barbara Shaw	-1.60	(84.67)
			Marlo Medellin	3.00	152.26
	<b>H37937 Total</b>			<b>1.40</b>	<b>67.59</b>
	H37938	Blanchet House Redevelopment	Barbara Shaw	3.20	157.75
			Marlo Medellin	6.68	338.82
	<b>H37938 Total</b>			<b>9.88</b>	<b>496.57</b>
	H80036	Yards At Union Station	Kim McCarty	25.34	1,297.01
			Marlo Medellin	14.03	711.96
	<b>H80036 Total</b>			<b>39.37</b>	<b>2,008.97</b>
	H89030	Affordable Rental Housing	Barbara Shaw	33.39	1,721.20
			John Marshall	0.12	3.31
			Kari Hernandez	9.49	419.10
			Kathryn Romero	1.68	78.83
			Komi Kalevor	33.36	2,217.01
			Marlo Medellin	15.14	766.09
			Nathaniel McCoy	5.50	256.26
	<b>H89030 Total</b>			<b>98.68</b>	<b>5,461.80</b>
	H20028	Loan Servicing / Asset Management Next Generation	Kari Hernandez	1.50	56.24
	<b>H20028 Total</b>			<b>1.50</b>	<b>56.24</b>
	H20039	The Medford - Central City Concern	Barbara Shaw	4.00	200.08
			Kari Hernandez	4.30	160.70
	<b>H20039 Total</b>			<b>8.30</b>	<b>360.78</b>
TIF-RiverDist Total				209.84	10,966.66
TIF-SPB	H12037	Chaucer Apartments	Michael Prothe	2.60	149.49
	<b>H12037 Total</b>			<b>2.60</b>	<b>149.49</b>
	H37914	Housing Policy & Planning	Kim McCarty	28.18	1,440.12
	<b>H37914 Total</b>			<b>28.18</b>	<b>1,440.12</b>

PHB-PDC IGA Billing  
Direct Personal Services Summary

Fund Name	Project	Project Name	Employee Name	Hours	Amount
TIF-SPB	H89030	Affordable Rental Housing	Barbara Shaw	5.20	275.02
			Kari Hernandez	9.49	419.10
			Kathryn Romero	5.03	236.41
			Komi Kalevor	22.24	1,478.02
			Michael Prothe	2.62	145.00
	<b>H89030 Total</b>			<b>44.58</b>	<b>2,553.55</b>
	H34510	Section 8 Preservation	Michael Prothe	16.30	931.07
	<b>H34510 Total</b>			<b>16.30</b>	<b>931.07</b>
	H20028	Loan Servicing / Asset Management Next Generation	Kari Hernandez	1.25	46.87
	<b>H20028 Total</b>			<b>1.25</b>	<b>46.87</b>
	H20036	1200 Tower Preservation	John Marshall	13.20	716.58
			Kari Hernandez	10.35	385.81
	<b>H20036 Total</b>			<b>23.55</b>	<b>1,102.39</b>
	H12027	Jefferson West Apartments	Barbara Shaw	24.80	1,265.68
			Karl Dinkelspiel	-0.40	(19.31)
	<b>H12027 Total</b>			<b>24.40</b>	<b>1,246.37</b>
	H20037	Lexington Apartments Preservation	Barbara Shaw	4.00	200.08
	<b>H20037 Total</b>			<b>4.00</b>	<b>200.08</b>
	H20038	Park Tower Apartments Preservation	Barbara Shaw	5.20	275.02
	<b>H20038 Total</b>			<b>5.20</b>	<b>275.02</b>
<b>TIF-SPB Total</b>				<b>150.06</b>	<b>7,944.96</b>
<b>Grand Total</b>				<b>1,633.60</b>	<b>80,285.35</b>

PHB-PDC IGA Billing  
Direct Expenses - Capital Financial Assistance

RefDocNo	FM psng d	Fund name	Pymt Bdgt	Funds center name	CI text	Funded Program	Description of Funded Program	Valtype text	Text
3100203995	4/30/2012	TIF Convention Cntr	(116,920.00)	Housing Finance	Gain or loss on invt	NON-PROGRAM	NON-PROGRAM	Profit transfer postings	Boundary Amendment transfer from OCC to Interestat
3100203995	4/30/2012	TIF Convention Cntr	(345,060.00)	Housing Finance	Gain or loss on invt	NON-PROGRAM	NON-PROGRAM	Profit transfer postings	Boundary Amendment transfer from OCC to Interestat
3100203995	4/30/2012	TIF Convention Cntr	(176,161.80)	Housing Finance	Gain or loss on invt	NON-PROGRAM	NON-PROGRAM	Profit transfer postings	Boundary Amendment transfer from OCC to Interestat
3100203995	4/30/2012	TIF Convention Cntr	(635,739.76)	Housing Finance	Gain or loss on invt	NON-PROGRAM	NON-PROGRAM	Profit transfer postings	Boundary Amendment transfer from OCC to Interestat
3100203995	4/30/2012	TIF Convention Cntr	(290,000.00)	Housing Finance	Gain or loss on invt	NON-PROGRAM	NON-PROGRAM	Profit transfer postings	Boundary Amendment transfer from OCC to Interestat
		<b>TIF Convention Cntr Total</b>	<b>(1,563,881.56)</b>						
5000191898	4/12/2012	TIF Gateway	26,863.50	Housing Finance	Outgoing loan disb	H20017	Ventura Park Affordable Housing	Invoices	107045-11
5000191272	4/17/2012	TIF Gateway	12,000.00	Housing Finance	Outgoing loan disb	H20017	Ventura Park Affordable Housing	Invoices	107045-11
5000193315	4/20/2012	TIF Gateway	141,505.24	Housing Finance	Outgoing loan disb	H89034	Gilsan Commons - Human Solutions	Invoices	107055-11
		<b>TIF Gateway Total</b>	<b>180,368.74</b>						
5000189917	4/2/2012	TIF Interstate	1,436.21	Neighborhood Housing	Outgoing Grant-Subre	H89020	Homebuyer Assistance Program	Invoices	107215
5000190251	4/3/2012	TIF Interstate	155.00	Neighborhood Housing	Outgoing loan disb	H89010	Home Repair Program	Invoices	107165
5000190252	4/3/2012	TIF Interstate	569.98	Neighborhood Housing	Outgoing Grant-Subre	H89020	Homebuyer Assistance Program	Invoices	107234
5000190410	4/4/2012	TIF Interstate	2,523.74	Neighborhood Housing	Outgoing Grant-Subre	H89020	Homebuyer Assistance Program	Invoices	107215
5000190675	4/5/2012	TIF Interstate	166.00	Neighborhood Housing	Outgoing loan disb	H89010	Home Repair Program	Invoices	107037
1900060271	4/6/2012	TIF Interstate	73.92	Housing Finance	Local Mileage	H89030	Affordable Rental Housing	Invoices	38630-10
5000190925	4/6/2012	TIF Interstate	20,000.00	Housing Finance	Outgoing loan disb	H89046	PCRI Homeowner Development	Invoices	
5000191066	4/9/2012	TIF Interstate	7,471.74	Neighborhood Housing	Outgoing Grant-Subre	H89010	Home Repair Program	Invoices	
5000191217	4/9/2012	TIF Interstate	10,377.92	Housing Finance	Outgoing loan disb	H37932	HAP Scattered Sites Rehab - Interstate	Invoices	106897-11
5000191537	4/11/2012	TIF Interstate	16,594.08	Housing Finance	Outgoing loan disb	H19032	King Parks Affordable Housing	Invoices	107230-12
1900060622	4/13/2012	TIF Interstate	6.60	Housing Finance	Local Mileage	H80042	OCC Miracles Club Housing Development	Invoices	
1900060622	4/13/2012	TIF Interstate	21.45	Housing Finance	Local Mileage	H89049	Mccoy Apartments Rehabilitation	Invoices	
1900060622	4/13/2012	TIF Interstate	15.45	Housing Finance	Local Other	H89030	Affordable Rental Housing	Invoices	
1900060623	4/13/2012	TIF Interstate	35.20	Housing Finance	Local Mileage	H89030	Affordable Rental Housing	Invoices	
1900060623	4/13/2012	TIF Interstate	20.90	Housing Finance	Local Mileage	H89049	Mccoy Apartments Rehabilitation	Invoices	
1900060623	4/13/2012	TIF Interstate	10.40	Housing Finance	Local Other	H89030	Affordable Rental Housing	Invoices	
1900060624	4/13/2012	TIF Interstate	17.60	Housing Finance	Local Mileage	H89049	Mccoy Apartments Rehabilitation	Invoices	
1900060624	4/13/2012	TIF Interstate	13.00	Housing Finance	Local Other	H89030	Affordable Rental Housing	Invoices	
1900060624	4/13/2012	TIF Interstate	7.70	Housing Finance	Local Mileage	H89049	Mccoy Apartments Rehabilitation	Invoices	
1900060625	4/13/2012	TIF Interstate	29.15	Housing Finance	Local Mileage	H89030	Affordable Rental Housing	Invoices	
1900060625	4/13/2012	TIF Interstate	41.80	Housing Finance	Local Other	H89049	Mccoy Apartments Rehabilitation	Invoices	
1900060625	4/13/2012	TIF Interstate	9.05	Housing Finance	Local Mileage	H89030	Affordable Rental Housing	Invoices	
1900060628	4/13/2012	TIF Interstate	58.85	Housing Finance	Local Mileage	H89030	Affordable Rental Housing	Invoices	
1900060628	4/13/2012	TIF Interstate	27.50	Housing Finance	Local Other	H89049	Mccoy Apartments Rehabilitation	Invoices	
1900060628	4/13/2012	TIF Interstate	15.70	Housing Finance	Local Mileage	H89030	Affordable Rental Housing	Invoices	
1900060629	4/13/2012	TIF Interstate	17.05	Housing Finance	Local Other	H89030	Affordable Rental Housing	Invoices	
1900060629	4/13/2012	TIF Interstate	7.70	Housing Finance	Local Mileage	H89049	Mccoy Apartments Rehabilitation	Invoices	
1900060630	4/13/2012	TIF Interstate	0.50	Housing Finance	Local Other	H89030	Affordable Rental Housing	Invoices	
1900060630	4/13/2012	TIF Interstate	42.74	Housing Finance	Local Mileage	H89049	Mccoy Apartments Rehabilitation	Invoices	
1900060630	4/13/2012	TIF Interstate	28.86	Housing Finance	Local Other	H89030	Affordable Rental Housing	Invoices	
1900060630	4/13/2012	TIF Interstate	16.09	Housing Finance	Local Mileage	H89049	Mccoy Apartments Rehabilitation	Invoices	
1900060631	4/13/2012	TIF Interstate	78.26	Housing Finance	Local Other	H89030	Affordable Rental Housing	Invoices	
1900060631	4/13/2012	TIF Interstate	4.44	Housing Finance	Local Mileage	H89049	Mccoy Apartments Rehabilitation	Invoices	
1900060631	4/13/2012	TIF Interstate	21.90	Housing Finance	Local Other	H89030	Affordable Rental Housing	Invoices	
5000192085	4/13/2012	TIF Interstate	4,047.20	Neighborhood Housing	Outgoing Grant-Subre	H89020	Homebuyer Assistance Program	Invoices	107243
5000192112	4/13/2012	TIF Interstate	4,200.00	Neighborhood Housing	Outgoing Grant-Subre	H89020	Homebuyer Assistance Program	Invoices	107245
5000192382	4/16/2012	TIF Interstate	2,441.60	Neighborhood Housing	Outgoing Grant-Subre	H89020	Homebuyer Assistance Program	Invoices	107243
1900060703	4/17/2012	TIF Interstate	6.11	Housing Finance	Local Mileage	H20027	PCRI Scattered Site - FY10 NOFA - Big 10	Invoices	
1900060703	4/17/2012	TIF Interstate	6.06	Housing Finance	Local Mileage	H38711	Rivergate Commons - Habitat for Humanity	Invoices	
1900060703	4/17/2012	TIF Interstate	20.54	Housing Finance	Local Mileage	H89030	Affordable Rental Housing	Invoices	
1900060703	4/17/2012	TIF Interstate	13.88	Housing Finance	Local Mileage	H89049	Mccoy Apartments Rehabilitation	Invoices	
1900060703	4/17/2012	TIF Interstate	2.40	Housing Finance	Local Other	H20027	PCRI Scattered Site - FY10 NOFA - Big 10	Invoices	
1900060703	4/17/2012	TIF Interstate	13.90	Housing Finance	Local Other	H89030	Affordable Rental Housing	Invoices	

Note: Transactions in Italics are technical corrections that net to zero.

PHB-PDC IGA Billing  
Direct Expenses - Capital Financial Assistance

RefDocNo	FM pstg d.	Fund name	Pymt Bdgt.	Funds center name	Cl text	Funded Program	Description of Funded Program	Val.type text	Text
5000192879	4/18/2012	TIF Interstate	14,657.00	Housing Finance	Outgoing loan disb	H20027	PCR Scattered Site - FY10 NOFA - Big 10	Invoices	107271-12
5000193983	4/24/2012	TIF Interstate	3,400.00	Neighborhood Housing	Outgoing loan disb	H89010	Home Repair Program	Invoices	107227
5000193989	4/24/2012	TIF Interstate	(57.00)	Housing Finance	Outgoing loan disb	H20027	PCR Scattered Site - FY10 NOFA - Big 10	Invoices	107271-12 fee refund
5000194014	4/24/2012	TIF Interstate	1,200.00	Neighborhood Housing	Outgoing Grant-Subre	H89020	Homebuyer Assistance Program	Invoices	107243
5000194432	4/26/2012	TIF Interstate	2,620.64	Neighborhood Housing	Outgoing Grant-Subre	H89010	Home Repair Program	Invoices	
5000194444	4/26/2012	TIF Interstate	1,920.31	Neighborhood Housing	Outgoing Grant-Subre	H89010	Home Repair Program	Invoices	
5000194447	4/26/2012	TIF Interstate	4,501.21	Neighborhood Housing	Outgoing Grant-Subre	H89010	Home Repair Program	Invoices	
5000194464	4/27/2012	TIF Interstate	4,689.82	Neighborhood Housing	Outgoing Grant-Subre	H89010	Home Repair Program	Invoices	
5000194466	4/27/2012	TIF Interstate	9,954.57	Neighborhood Housing	Outgoing Grant-Subre	H89010	Home Repair Program	Invoices	
5000194467	4/27/2012	TIF Interstate	116,920.00	Housing Finance	Gain or loss on invt	H89010	Home Repair Program	Invoices	
3100203995	4/30/2012	TIF Interstate	345,060.00	Housing Finance	Gain or loss on invt	NON-PROGRAM	NON-PROGRAM	Profit transfer postings	Boundary Amendment transfer from OCC to Interestat
3100203995	4/30/2012	TIF Interstate	176,161.80	Housing Finance	Gain or loss on invt	NON-PROGRAM	NON-PROGRAM	Profit transfer postings	Boundary Amendment transfer from OCC to Interestat
3100203995	4/30/2012	TIF Interstate	635,739.76	Housing Finance	Gain or loss on invt	NON-PROGRAM	NON-PROGRAM	Profit transfer postings	Boundary Amendment transfer from OCC to Interestat
3100203995	4/30/2012	TIF Interstate	290,000.00	Housing Finance	Gain or loss on invt	NON-PROGRAM	NON-PROGRAM	Profit transfer postings	Boundary Amendment transfer from OCC to Interestat
3100203995	4/30/2012	TIF Interstate	1,681,187.29	Housing Finance	Gain or loss on invt	NON-PROGRAM	NON-PROGRAM	Profit transfer postings	Boundary Amendment transfer from OCC to Interestat
5000189994	4/2/2012	TIF Lents	114,821.81	Housing Finance	Outgoing loan disb	H20031	Beyer Court - Rose CDC	Invoices	
5000189995	4/2/2012	TIF Lents	133,056.01	Housing Finance	Outgoing loan disb	H33441	Svaboda Dahlia Commons Homeownership	Invoices	106929-11
5000190451	4/4/2012	TIF Lents	421.78	Neighborhood Housing	Outgoing Grant-Subre	H89020	Homebuyer Assistance Program	Invoices	107216
1900060271	4/6/2012	TIF Lents	61.60	Housing Finance	Local Mileage	H20031	Beyer Court - Rose CDC	Invoices	
1900060271	4/6/2012	TIF Lents	40.32	Housing Finance	Local Mileage	H33441	Svaboda Dahlia Commons Homeownership	Invoices	
1900060271	4/6/2012	TIF Lents	3.20	Housing Finance	Local Other	H20031	Beyer Court - Rose CDC	Invoices	
5000191066	4/9/2012	TIF Lents	3,159.64	Neighborhood Housing	Outgoing Grant-Subre	H89010	Home Repair Program	Invoices	107195
5000192086	4/13/2012	TIF Lents	7,650.00	Neighborhood Housing	Outgoing Grant-Subre	H89020	Homebuyer Assistance Program	Invoices	
1900060661	4/16/2012	TIF Lents	2.56	Housing Finance	Local Mileage	H37930	HAP Scattered Sites Rehab - Lents	Invoices	
1900060667	4/16/2012	TIF Lents	15.32	Housing Finance	Local Mileage	H37930	HAP Scattered Sites Rehab - Lents	Invoices	
5000192571	4/17/2012	TIF Lents	174,957.67	Housing Finance	Outgoing loan disb	H20032	Ferland Apts - Raymond St - Rose CDC	Invoices	107160-11
5000192575	4/17/2012	TIF Lents	19,200.68	Neighborhood Housing	Outgoing Grant-Subre	H89010	Home Repair Program	Invoices	
5000192877	4/18/2012	TIF Lents	3,280.94	Housing Finance	Outgoing loan disb	H20033	PCR Scattered Sites - 8923 SE Ellis	Invoices	107270-12
5000193988	4/24/2012	TIF Lents	(13.00)	Housing Finance	Outgoing loan disb	H20033	PCR Scattered Sites - 8923 SE Ellis	Invoices	107270-12 fee refund
5000194021	4/24/2012	TIF Lents	1,045.00	Neighborhood Housing	Outgoing loan disb	H89010	Home Repair Program	Invoices	107077
5000194025	4/24/2012	TIF Lents	337.04	Neighborhood Housing	Outgoing Grant-Subre	H89020	Homebuyer Assistance Program	Invoices	107216
5000194432	4/26/2012	TIF Lents	4,190.58	Neighborhood Housing	Outgoing Grant-Subre	H89010	Home Repair Program	Invoices	
5000194444	4/26/2012	TIF Lents	4,048.58	Neighborhood Housing	Outgoing Grant-Subre	H89010	Home Repair Program	Invoices	
5000194464	4/27/2012	TIF Lents	4,783.73	Neighborhood Housing	Outgoing Grant-Subre	H89010	Home Repair Program	Invoices	
5000194466	4/27/2012	TIF Lents	4,728.08	Neighborhood Housing	Outgoing Grant-Subre	H89010	Home Repair Program	Invoices	
5000192408	4/16/2012	TIF North Macadam	475,791.54	Housing Finance	Outgoing loan disb	H10543	Block 49 Veterans Housing - REACH	Invoices	106898-11
5000193009	4/19/2012	TIF River District	224,838.20	Housing Finance	Outgoing loan disb	H80036	Yards At Union Station Phase C	Invoices	107206-12
5000193012	4/19/2012	TIF River District	857,955.80	Housing Finance	Outgoing loan disb	H80036	Yards At Union Station Phase C	Invoices	
1900060622	4/13/2012	TIF South Park Block	1,053,622.80	Housing Finance	Outgoing loan disb	H12037	Chaucer Apartments Preservation	Invoices	
1900060622	4/13/2012	TIF South Park Block	33.55	Housing Finance	Local Mileage	H12037	Chaucer Apartments Preservation	Invoices	
1900060623	4/13/2012	TIF South Park Block	10.60	Housing Finance	Local Other	H12037	Chaucer Apartments Preservation	Invoices	
1900060623	4/13/2012	TIF South Park Block	25.85	Housing Finance	Local Mileage	H12037	Chaucer Apartments Preservation	Invoices	
1900060623	4/13/2012	TIF South Park Block	32.45	Housing Finance	Local Mileage	H12037	Chaucer Apartments Preservation	Invoices	
1900060623	4/13/2012	TIF South Park Block	6.40	Housing Finance	Local Other	H12037	Chaucer Apartments Preservation	Invoices	
1900060624	4/13/2012	TIF South Park Block	51.15	Housing Finance	Local Mileage	H12037	Chaucer Apartments Preservation	Invoices	
1900060624	4/13/2012	TIF South Park Block	4.80	Housing Finance	Local Other	H12037	Chaucer Apartments Preservation	Invoices	
1900060625	4/13/2012	TIF South Park Block	41.80	Housing Finance	Local Mileage	H12037	Chaucer Apartments Preservation	Invoices	
1900060625	4/13/2012	TIF South Park Block	8.80	Housing Finance	Local Other	H12037	Chaucer Apartments Preservation	Invoices	
1900060628	4/13/2012	TIF South Park Block	8.80	Housing Finance	Local Mileage	H34510	Section 8 Preservation	Invoices	
1900060628	4/13/2012	TIF South Park Block	4.80	Housing Finance	Local Other	H34510	Section 8 Preservation	Invoices	
1900060629	4/13/2012	TIF South Park Block	17.60	Housing Finance	Local Mileage	H12037	Chaucer Apartments Preservation	Invoices	

Note: Transactions in italics are technical corrections that net to zero.

PHB-PDC IGA Billing  
Direct Expenses - Capital Financial Assistance

RefDocNo	FM pmtg d.	Fund name	Pymt Bdgt	Funds center name	CI text	Funded Program	Description of Funded Program	Val type text	Text
1900060629	4/13/2012	TIF South Park Block	6.40	Housing Finance	Local Other	H12037	Chaucer Apartments Preservation	Invoices	
1900060630	4/13/2012	TIF South Park Block	17.76	Housing Finance	Local Mileage	H12037	Chaucer Apartments Preservation	Invoices	
1900060630	4/13/2012	TIF South Park Block	4.00	Housing Finance	Local Other	H12037	Chaucer Apartments Preservation	Invoices	
1900060631	4/13/2012	TIF South Park Block	6.66	Housing Finance	Local Mileage	H12037	Chaucer Apartments Preservation	Invoices	
1900060631	4/13/2012	TIF South Park Block	8.33	Housing Finance	Local Mileage	H34510	Section 8 Preservation	Invoices	
1900060631	4/13/2012	TIF South Park Block	2.40	Housing Finance	Local Other	H34510	Section 8 Preservation	Invoices	
1900060703	4/17/2012	TIF South Park Block	9.44	Housing Finance	Local Mileage	H12037	Chaucer Apartments Preservation	Invoices	
1900060703	4/17/2012	TIF South Park Block	23.87	Housing Finance	Local Mileage	H34510	Section 8 Preservation	Invoices	
1900060703	4/17/2012	TIF South Park Block	4.80	Housing Finance	Local Other	H12037	Chaucer Apartments Preservation	Invoices	
1900060703	4/17/2012	TIF South Park Block	5.60	Housing Finance	Local Other	H34510	Section 8 Preservation	Invoices	
		TIF South Park Block Total	335.86						
		Grand Total	2,052,262.87						

Note: Transactions in Italics are technical corrections that net to zero.





PHB-PDC IGA Billing  
Indirect Personal Services Summary

<b>Fund Name</b>	<b>Employee Name</b>	<b>Hours</b>	<b>Salary &amp; Benefits</b>
<b>TIF</b>	Mary Welch	101.40	3,127.58
	Thaoanh Doan	58.80	2,617.34
	Letimya Clayton	59.15	3,103.48
	Antoinette Pietka	58.80	3,351.44
	Kathleen Allen	75.60	4,903.82
	Donna Lewis	58.79	1,751.22
	Anna Benson	58.65	2,957.94
	Anna Shook	25.42	1,356.11
	Piset Sao	58.80	1,894.99
	Michael Johnson	49.68	3,289.38
	Alissa Mahar	58.78	4,026.69
	Paul Stewart	42.70	2,326.49
	Jacob Fox	75.60	5,118.42
	Maileen Hamto	33.60	1,476.95
	Kathy Anderson Peoples	8.45	354.55
	Javier Mena	58.71	3,423.12
	Charlie Chau	51.34	2,464.15
	Louise Glur	59.14	3,219.44
	Lynnette Jackson	48.01	2,013.09
	Komi Kalevor	22.24	1,478.02
	Stella Martinez	16.80	817.69
	Andrea Matthiessen	21.60	1,141.85
	Daniel Ledezma	75.60	4,220.76
	Connor McDonnell	6.30	114.41
	Alice Williams	30.40	1,198.54
	Dorothea Van Bockel	8.02	372.97
	Traci Manning	58.80	4,046.09
	Siobain Beddow	67.20	3,631.16
	Skylaar Amann	58.80	1,519.42
<b>Grand Total</b>		<b>1,407.18</b>	<b>71,317.11</b>



PHB-PDC IGA Billing  
Indirect Cost Allocation Worksheet

<b>Indirect Personal Services Expenses This Period</b>	<b>71,317.11</b>
<b>Direct Personal Services Expenses This Period</b>	<b>80,285.35</b>
<b>Indirect Support Costs Billable This Period*</b>	<b>60,374.58</b>

	Direct Personal Services This Period	% Of Total	Indirect Support Costs By URA	Indirect Personal Svcs Costs By URA
Central Eastside	1,293.23	1.6%	972.51	1,148.77
Convention Center	3,374.31	4.2%	2,537.48	2,997.38
Downtown Waterfront	-	0.0%	-	-
Gateway	6,554.61	8.2%	4,929.07	5,822.43
Interstate	24,545.54	30.6%	18,458.25	21,803.69
Lents	18,369.38	22.9%	13,813.77	16,317.44
North Macadam	7,237.26	9.0%	5,442.42	6,428.83
River District	10,966.06	13.7%	8,246.48	9,741.10
South Park Blocks	7,944.96	9.9%	5,974.61	7,057.47
<b>Total</b>	<b>80,285.35</b>		<b>60,374.59</b>	<b>71,317.11</b>

*\*Calculated at 75.2% (HUD-approved indirect cost rate for PHB) of direct personal services*



PHB-PDC IGA Billing  
Program Revenue Detail

RefDocNo	FM pste d.	Fund name	Pynt Bgdt	Funds center name	Cl text	Funded Program	Description of Funded Program	Text
3700025023	4/11/2012	TIF Central Eastside	(59.80)	Housing Finance	Interest Income	NON-PROGRAM	NON-PROGRAM	38480-06
3700025023	4/11/2012	TIF Central Eastside	(208.40)	Housing Finance	Loan repayments	NON-PROGRAM	NON-PROGRAM	38480-06
		<b>TIF Central Eastside Total</b>	<b>(268.20)</b>					
5200005524	4/11/2012	TIF Convention Cntr	(2,182.54)	Housing Finance	Interest Income	NON-PROGRAM	NON-PROGRAM	38615-10
5200005524	4/11/2012	TIF Convention Cntr	(3,023.65)	Housing Finance	Loan repayments	NON-PROGRAM	NON-PROGRAM	38615-10
		<b>TIF Convention Cntr Total</b>	<b>(5,206.19)</b>					
3700024857	4/3/2012	TIF Dwrtnm Wtrfrnt	(250.00)	Neighborhood Housing	Service fee	NON-PROGRAM	NON-PROGRAM	101393
3700025047	4/6/2012	TIF Dwrtnm Wtrfrnt	(1,088.83)	Housing Finance	Interest Income	NON-PROGRAM	NON-PROGRAM	38107-99
3700025047	4/6/2012	TIF Dwrtnm Wtrfrnt	(1,745.91)	Housing Finance	Loan repayments	NON-PROGRAM	NON-PROGRAM	38107-99
5200005496	4/6/2012	TIF Dwrtnm Wtrfrnt	(897.73)	Housing Finance	Interest Income	NON-PROGRAM	NON-PROGRAM	38348-04
5200005496	4/6/2012	TIF Dwrtnm Wtrfrnt	(908.41)	Housing Finance	Loan repayments	NON-PROGRAM	NON-PROGRAM	38348-04
3700025082	4/13/2012	TIF Dwrtnm Wtrfrnt	(1,495.73)	Housing Finance	Interest Income	NON-PROGRAM	NON-PROGRAM	38304-02
3700025082	4/13/2012	TIF Dwrtnm Wtrfrnt	(13,345.71)	Housing Finance	Interest Income	NON-PROGRAM	NON-PROGRAM	38144-99
3700025082	4/13/2012	TIF Dwrtnm Wtrfrnt	(1,246.63)	Housing Finance	Interest Income	NON-PROGRAM	NON-PROGRAM	38024-97
3700025082	4/13/2012	TIF Dwrtnm Wtrfrnt	(1,971.77)	Housing Finance	Loan repayments	NON-PROGRAM	NON-PROGRAM	38304-02
3700025082	4/13/2012	TIF Dwrtnm Wtrfrnt	(4,288.29)	Housing Finance	Loan repayments	NON-PROGRAM	NON-PROGRAM	38144-99
3700025082	4/13/2012	TIF Dwrtnm Wtrfrnt	(7,161.12)	Housing Finance	Loan repayments	NON-PROGRAM	NON-PROGRAM	38024-97
		<b>TIF Dwrtnm Wtrfrnt Total</b>	<b>(34,400.13)</b>					
3700024910	4/1/2012	TIF Interstate	2,406.00	Housing Finance	Loan repayments	NON-PROGRAM	NON-PROGRAM	38502-07
5200005464	4/3/2012	TIF Interstate	(64.30)	Neighborhood Housing	Interest Income	NON-PROGRAM	NON-PROGRAM	104538
5200005464	4/3/2012	TIF Interstate	(32,000.00)	Housing Finance	Loan repayments	NON-PROGRAM	NON-PROGRAM	38625-10
5200005464	4/3/2012	TIF Interstate	(78.41)	Neighborhood Housing	Loan repayments	NON-PROGRAM	NON-PROGRAM	104538
5200005464	4/3/2012	TIF Interstate	(40.00)	Housing Finance	Miscellaneous Refund	NON-PROGRAM	NON-PROGRAM	38625-10
5200005464	4/3/2012	TIF Interstate	(21.00)	Housing Finance	Service fee	NON-PROGRAM	NON-PROGRAM	38625-10
3700025062	4/5/2012	TIF Interstate	(500.00)	Neighborhood Housing	Service fee	NON-PROGRAM	NON-PROGRAM	107246
5200005512	4/10/2012	TIF Interstate	(54.88)	Neighborhood Housing	Interest Income	NON-PROGRAM	NON-PROGRAM	104665
5200005512	4/10/2012	TIF Interstate	(51.72)	Neighborhood Housing	Interest Income	NON-PROGRAM	NON-PROGRAM	106000
5200005512	4/10/2012	TIF Interstate	(49.98)	Neighborhood Housing	Interest Income	NON-PROGRAM	NON-PROGRAM	106000
5200005512	4/10/2012	TIF Interstate	(68.26)	Neighborhood Housing	Loan repayments	NON-PROGRAM	NON-PROGRAM	104665
5200005512	4/10/2012	TIF Interstate	(3.42)	Neighborhood Housing	Loan repayments	NON-PROGRAM	NON-PROGRAM	106000
5200005512	4/10/2012	TIF Interstate	(16.76)	Neighborhood Housing	Loan repayments	NON-PROGRAM	NON-PROGRAM	106000
5200005512	4/10/2012	TIF Interstate	(18.50)	Neighborhood Housing	Loan repayments	NON-PROGRAM	NON-PROGRAM	106000
3700025059	4/13/2012	TIF Interstate	500.00	Neighborhood Housing	Service fee	NON-PROGRAM	NON-PROGRAM	107246
5200005541	4/13/2012	TIF Interstate	(39.88)	Neighborhood Housing	Interest Income	NON-PROGRAM	NON-PROGRAM	104881
5200005541	4/13/2012	TIF Interstate	(47.39)	Neighborhood Housing	Loan repayments	NON-PROGRAM	NON-PROGRAM	104881
5200005541	4/13/2012	TIF Interstate	(500.00)	Neighborhood Housing	Service fee	NON-PROGRAM	NON-PROGRAM	107246
5200005552	4/16/2012	TIF Interstate	(41.36)	Neighborhood Housing	Interest Income	NON-PROGRAM	NON-PROGRAM	104817
5200005552	4/16/2012	TIF Interstate	(12.54)	Neighborhood Housing	Interest Income	NON-PROGRAM	NON-PROGRAM	105191
5200005552	4/16/2012	TIF Interstate	(51.79)	Neighborhood Housing	Loan repayments	NON-PROGRAM	NON-PROGRAM	104817
5200005552	4/16/2012	TIF Interstate	(17.76)	Neighborhood Housing	Loan repayments	NON-PROGRAM	NON-PROGRAM	105191
5200005600	4/24/2012	TIF Interstate	(145,675.00)	Housing Finance	Loan repayments	NON-PROGRAM	NON-PROGRAM	106896-11
5200005600	4/24/2012	TIF Interstate	(48.00)	Housing Finance	Miscellaneous Refund	NON-PROGRAM	NON-PROGRAM	106896-11
5200005600	4/24/2012	TIF Interstate	(29.00)	Housing Finance	Service fee	NON-PROGRAM	NON-PROGRAM	106896-11

PHB-PDC IGA Billing  
Program Revenue Detail

RefDocNo	FM pstg d.	Fund name	Pymt Bdg't	Funds center name	Cl text	Funded Program	Description of Funded Program	Text
3100204959	4/30/2012	TIF Interstate	4-36	Neighborhood Housing	Penalty	NON-PROGRAM	NON-PROGRAM	104881
		<b>TIF Interstate Total</b>	(176,519.59)					
5200005464	4/3/2012	TIF Lents	(10.82)	Neighborhood Housing	Interest Income	NON-PROGRAM	NON-PROGRAM	103496
5200005464	4/3/2012	TIF Lents	(25.78)	Neighborhood Housing	Loan repayments	NON-PROGRAM	NON-PROGRAM	103496
3700025062	4/5/2012	TIF Lents	(500.00)	Neighborhood Housing	Service fee	NON-PROGRAM	NON-PROGRAM	107244
5200005532	4/12/2012	TIF Lents	(70.33)	Neighborhood Housing	Interest Income	NON-PROGRAM	NON-PROGRAM	104453
5200005532	4/12/2012	TIF Lents	(66.52)	Neighborhood Housing	Loan repayments	NON-PROGRAM	NON-PROGRAM	104453
5200005532	4/12/2012	TIF Lents	(0.15)	Neighborhood Housing	Loan repayments	NON-PROGRAM	NON-PROGRAM	104453
3700025059	4/13/2012	TIF Lents	500.00	Neighborhood Housing	Service fee	NON-PROGRAM	NON-PROGRAM	107244
5200005541	4/13/2012	TIF Lents	(500.00)	Neighborhood Housing	Service fee	NON-PROGRAM	NON-PROGRAM	107244
5200005552	4/16/2012	TIF Lents	(47.13)	Neighborhood Housing	Interest Income	NON-PROGRAM	NON-PROGRAM	104146
5200005552	4/16/2012	TIF Lents	(39.57)	Neighborhood Housing	Interest Income	NON-PROGRAM	NON-PROGRAM	104146
5200005552	4/16/2012	TIF Lents	(2.98)	Neighborhood Housing	Loan repayments	NON-PROGRAM	NON-PROGRAM	104146
5200005552	4/16/2012	TIF Lents	(63.27)	Neighborhood Housing	Loan repayments	NON-PROGRAM	NON-PROGRAM	104146
5200005552	4/16/2012	TIF Lents	(63.53)	Neighborhood Housing	Loan repayments	NON-PROGRAM	NON-PROGRAM	104146
5200005552	4/16/2012	TIF Lents	(5.52)	Neighborhood Housing	Penalty	NON-PROGRAM	NON-PROGRAM	104146
5200005560	4/17/2012	TIF Lents	(26.09)	Neighborhood Housing	Interest Income	NON-PROGRAM	NON-PROGRAM	104894
5200005560	4/17/2012	TIF Lents	(135,000.00)	Housing Finance	Loan repayments	NON-PROGRAM	NON-PROGRAM	106951-11
5200005560	4/17/2012	TIF Lents	(16.79)	Neighborhood Housing	Loan repayments	NON-PROGRAM	NON-PROGRAM	104894
5200005560	4/17/2012	TIF Lents	(2.12)	Neighborhood Housing	Loan repayments	NON-PROGRAM	NON-PROGRAM	104894
5200005560	4/17/2012	TIF Lents	(40.00)	Housing Finance	Miscellaneous Refund	NON-PROGRAM	NON-PROGRAM	106951-11
5200005560	4/17/2012	TIF Lents	(21.00)	Housing Finance	Service fee	NON-PROGRAM	NON-PROGRAM	106951-11
5200005578	4/19/2012	TIF Lents	(66.78)	Neighborhood Housing	Interest Income	NON-PROGRAM	NON-PROGRAM	106375
5200005578	4/19/2012	TIF Lents	(64.53)	Neighborhood Housing	Interest Income	NON-PROGRAM	NON-PROGRAM	106375
5200005578	4/19/2012	TIF Lents	(31.60)	Neighborhood Housing	Loan repayments	NON-PROGRAM	NON-PROGRAM	106375
5200005578	4/19/2012	TIF Lents	(32.17)	Neighborhood Housing	Loan repayments	NON-PROGRAM	NON-PROGRAM	106375
5200005578	4/19/2012	TIF Lents	(4.92)	Neighborhood Housing	Penalty	NON-PROGRAM	NON-PROGRAM	106375
5200005600	4/24/2012	TIF Lents	(20.78)	Neighborhood Housing	Interest Income	NON-PROGRAM	NON-PROGRAM	104979
5200005600	4/24/2012	TIF Lents	(135,000.00)	Housing Finance	Loan repayments	NON-PROGRAM	NON-PROGRAM	106951-11
5200005600	4/24/2012	TIF Lents	(79.22)	Neighborhood Housing	Loan repayments	NON-PROGRAM	NON-PROGRAM	104979
5200005600	4/24/2012	TIF Lents	(40.00)	Housing Finance	Miscellaneous Refund	NON-PROGRAM	NON-PROGRAM	106951-11
5200005600	4/24/2012	TIF Lents	(21.00)	Housing Finance	Service fee	NON-PROGRAM	NON-PROGRAM	106951-11
		<b>TIF Lents Total</b>	(271,362.60)					
5200005477	4/4/2012	TIF River District	(970.76)	Housing Finance	Interest Income	NON-PROGRAM	NON-PROGRAM	38328-03
5200005477	4/4/2012	TIF River District	(1,529.24)	Housing Finance	Loan repayments	NON-PROGRAM	NON-PROGRAM	38328-03
3700025047	4/6/2012	TIF River District	(3,985.44)	Housing Finance	Interest Income	NON-PROGRAM	NON-PROGRAM	38387-04
3700025047	4/6/2012	TIF River District	(2,137.44)	Housing Finance	Loan repayments	NON-PROGRAM	NON-PROGRAM	38387-04
5200005504	4/9/2012	TIF River District	(2,678.86)	Housing Finance	Interest Income	NON-PROGRAM	NON-PROGRAM	38446-05
5200005512	4/10/2012	TIF River District	(11,039.55)	Housing Finance	Interest Income	NON-PROGRAM	NON-PROGRAM	38208-00
5200005512	4/10/2012	TIF River District	(13,205.55)	Housing Finance	Loan repayments	NON-PROGRAM	NON-PROGRAM	38208-00
3700025453	4/27/2012	TIF River District	(47,635.00)	Housing Finance	Interest Income	NON-PROGRAM	NON-PROGRAM	38388-04
		<b>TIF River District Total</b>	(83,181.84)					
5200005486	4/5/2012	TIF South Park Block	(2,228.28)	Housing Finance	Interest Income	NON-PROGRAM	NON-PROGRAM	38105-99

PHB-PDC IGA Billing  
 Program Revenue Detail

RefNo	FM pste d.	Fund name	Pymt Bdgt	Funds center name	Cl text	Funded Program	Description of Funded Program	Text
5200005486	4/5/2012	TIF South Park Block	(3,021.72)	Housing Finance	Loan repayments	NON-PROGRAM	NON-PROGRAM	38105-99
5200005496	4/6/2012	TIF South Park Block	(65.01)	Neighborhood Housing	Interest Income	NON-PROGRAM	NON-PROGRAM	100552-11
5200005496	4/6/2012	TIF South Park Block	(121.86)	Neighborhood Housing	Loan repayments	NON-PROGRAM	NON-PROGRAM	100552-11
5200005496	4/6/2012	TIF South Park Block	(13.13)	Neighborhood Housing	Loan repayments	NON-PROGRAM	NON-PROGRAM	100552-11
5200005512	4/10/2012	TIF South Park Block	(96.99)	Neighborhood Housing	Interest Income	NON-PROGRAM	NON-PROGRAM	100711-11
5200005512	4/10/2012	TIF South Park Block	(184.77)	Neighborhood Housing	Loan repayments	NON-PROGRAM	NON-PROGRAM	100711-11
5200005600	4/24/2012	TIF South Park Block	(35,000.00)	Housing Finance	Interest Income	NON-PROGRAM	NON-PROGRAM	24643-94
		<b>TIF South Park Block Total</b>	<b>(40,731.76)</b>					
		<b>Grand Total</b>	<b>(611,670.31)</b>					

