



**PHB-PDC Intergovernmental Agreement Invoice
FY 2011-12**

Date: 4/5/2012


Financial Analyst: Paul Stewart

Prepared and Reviewed: 


Principal Financial Analyst: Mike Johnson


Reviewed and Approved: 

Bureau Operations Mgr: Alissa Mahar

Reviewed and Approved: 

Director: Traci Manning

Reviewed and Approved: 





CITY OF
PORTLAND, OREGON
PORTLAND HOUSING BUREAU

Nick Fish, Commissioner
Margaret Van Vliet, Director
421 SW 6th Avenue, Suite 500
Portland OR 97204
(503) 823-2375
Fax (503) 823-2387

FORM OF CERTIFICATION

Contract #: 32000576 Invoice Period: February 2011 Invoice #: 10092059

Organization:	Portland Housing Bureau	Total Contract:	\$50,782,871
Mailing Address:	421 SW 6th Ave, Suite 500 Portland, OR 97204		
Contact Name/ Title:	Mike Johnson Principal Financial Analyst		
Phone/Fax:	503-823-4176		

Activity	Budget	Billed Activity This Period	Billed Activity YTD	Balance From Budget
Personal Services & Indirect	\$3,053,800	\$189,189.30	\$1,471,539.05	\$1,582,260.95
External M&S, Capital & Financial Assistance	\$47,729,071	\$2,210,314.50	\$33,759,920.69	\$13,969,150.31
Revenues		(\$732,181.95)	(\$1,557,738.61)	
Prior Month Unbilled Adjustment		(\$8,183.32)	(\$487,603.44)	
Total	\$50,782,871	\$1,659,138.53	\$33,186,117.68	\$17,596,753.32

Total Amount Requested: Taxable \$0.00 Non-taxable \$1,659,138.53

Total Balance: \$17,596,753.32

Bureau Director's Certification

The undersigned certifies the following:

1. The Bureau has incurred capital project and administrative expenses, for which it now requests reimbursement from the urban renewal line of credit and/or taxable bond proceeds.
2. The incurred expenses are tax increment financing (TIF) eligible under ORS 457 to be paid for with bond proceeds of urban renewal areas.
3. If applicable, the incurred expenses are eligible to be paid for with tax-exempt bond proceeds.
4. Payments in the amount of the requested reimbursement have previously been disbursed.
5. A list of projects and amounts for which the funds were expended has been attached, along with supporting documentation.
6. All documents supporting this reimbursement will be retained by the PHB for the life of the bonds, and any refinancing used to repay the bonds, plus three years.
7. These expenditures are subject to future audit.

Signature

Traci Manning, Director

Print Name

FOR OFFICE USE ONLY

I have received this information and have forwarded the invoice for processing.

Contract Manager

Date Sent to Accounting

PHB-PDC IA Billing
URA Activity Summary

	Direct Expense				Indirect Expense		Support		Revenue		Billing Summary							
	External M&S	Personal Services	Personal Services	Personal Services	Cost	Income	Gross Billed	Net Billed*	Unbilled	Net YTD Billed	Net YTD Unbilled	Billed	Unbilled	Total				
Central Eastside	-	1,807.92	1,566.70	1,359.56	1,359.56	(194.26)	4,539.92	4,539.92	-	24,534.24	-	29,074.16	-	29,074.16				
Convention Center	21,783.21	5,439.02	4,713.33	4,090.14	4,090.14	(5,153.37)	30,872.33	32,707.43	-	634,194.68	1,835.10	666,902.11	-	666,902.11				
Downtown Waterfront	-	-	-	-	-	(46,841.87)	-	-	(46,841.87)	-	(295,261.26)	-	(342,103.13)	(342,103.13)				
Gateway	92,002.65	6,886.78	5,967.92	5,178.86	5,178.86	77.28	110,113.49	110,113.49	-	481,192.12	-	591,305.61	-	591,305.61				
Interstate	108,696.20	28,523.69	24,717.96	21,449.81	21,449.81	(260,041.10)	-	(76,653.44)	1,324,639.40	(65,355.00)	1,324,639.40	(142,008.44)	1,182,630.96					
Lents	277,441.99	27,133.68	23,513.41	20,404.53	20,404.53	(126,535.52)	221,958.09	221,958.09	-	2,648,582.53	-	2,870,540.62	-	2,870,540.62				
North Macadam	131,081.32	9,677.61	8,386.39	7,277.56	7,277.56	126.64	156,549.52	156,549.52	-	5,852,426.94	-	6,008,976.46	-	6,008,976.46				
River District	1,688,005.33	21,303.90	18,461.46	16,020.53	16,020.53	(600,502.72)	1,143,288.50	1,133,270.08	-	4,612,495.05	(10,018.42)	5,745,765.13	-	5,745,765.13				
South Park Blocks	186.71	8,196.35	7,102.76	6,163.66	6,163.66	(7,786.81)	13,862.67	-	429,837.78	(3,599,371.46)	429,837.78	(3,585,508.79)	(3,155,671.01)					
Total	2,319,197.41	108,968.95	94,429.93	81,944.65	81,944.65	(1,046,851.73)	1,681,184.52	1,659,138.53	(123,495.31)	16,007,902.74	(3,968,171.04)	17,667,041.27	(4,069,620.36)	13,597,420.91				

* Billable current month expenses less any prior month YTD revenue surplus in a given URA fund (if current month billable expenses exceed prior month revenue surplus)

Billing Note:

PHB disbursed \$65,355 for the Miracles project incorrectly as an OCC expense. This was billed on the Nov-2011 billing which was then reimbursed by PDC using OCC TIF resources. This should have been booked and billed as an Interstate expense. PHB then corrected the expense transaction via JE by crediting OCC and debiting Interstate. These transactions were included in the January billing and as a result, PDC reimbursed PHB for the same \$65,355 using Interstate TIF resources. To resolve on the PHB side, PHB will transfer the original \$65,355 reimbursement from OCC to Interstate. PHB is placing a \$65,355 billing credit in Interstate and an offsetting debit in OCC. This will have the effect of allowing PDC to recapture the duplicate payment as the next \$65,355 of Interstate expense will be charged off against the credit.



PHB-PDC IA Billing
IGA Budget Vs. Activity Year-To-Date

	Capital & Financial Assistance				Personal Services & Indirect				Program Income	GRAND TOTAL	
	IGA Budget	Activity YTD	Balance	%	IGA Budget	Activity YTD	Balance	%	Activity YTD	IGA Budget	Activity YTD
DTWF	514,400	-	514,400	100%	3,000	-	3,000	100%	(342,103)	517,400	(342,103)
CEC	-	-	-		96,549	30,616	65,933	68%	(1,542)	96,549	29,074
OCC	3,125,352	865,556	2,259,796	72%	248,367	100,382	147,985	60%	(364,392)	3,373,719	601,547
Gateway	1,814,000	461,586	1,352,414	75%	114,081	129,614	(15,533)	-14%	105	1,928,081	591,306
Interstate	8,057,346	1,705,024	6,352,322	79%	784,758	413,911	370,847	47%	(870,949)	8,842,104	1,247,986
Lents	8,094,158	2,866,123	5,228,035	65%	742,676	464,689	277,987	37%	(460,271)	8,836,834	2,870,541
North Mac	9,234,619	5,851,145	3,383,474	37%	353,877	152,209	201,668	57%	5,622	9,588,496	6,008,976
River Dist	29,659,130	6,265,340	23,393,790	79%	479,019	330,468	148,551	31%	(850,042)	30,138,149	5,745,765
SPB	2,599,193	480,146	2,119,047	82%	234,473	116,878	117,595	50%	(3,752,695)	2,833,666	(3,155,671)
Total	63,098,198	18,494,920	44,603,278	71%	3,056,800	1,738,768	1,318,032	43%	(6,636,267)	66,154,998	13,597,421

PHB-PDC IGA Billing
Direct Personal Services Summary

Cost Element Text (All)

Fund Name	Project	Project Name	Employee Name	Values	
				Hours	Amount
TIF Interstate	H19032	King Parks Affordable Housing	Karl Dinkelspiel	5.00	238.62
			Kathryn Romero	8.50	401.42
	H19032 Total			13.50	640.04
	H20027	PCRI Scattered Sites - FY10 NOFA	Kathryn Romero	26.50	1,251.38
			Michael Prothe	24.00	1,354.16
	H20027 Total			50.50	2,605.54
	H34606	Killingsworth Block	Kari Hernandez	24.00	893.83
	H34606 Total			24.00	893.83
	H37914	Housing Policy & Planning	David Sheern	63.25	2,654.00
	H37914 Total			63.25	2,654.00
	H37932	HAP Affordable Ownership / Rehab	Barbara Shaw	16.00	799.99
			Kari Hernandez	2.00	74.12
			Karl Dinkelspiel	5.00	238.62
	H37932 Total			23.00	1,112.73
	H89010	Home Repair Projects	Constance Buckley	8.00	399.73
			Kari Hernandez	7.00	261.79
			Philip Willis-Conger	2.00	93.39
	H89010 Total			17.00	754.91
	H89020	Homebuyer Assistance	Kari Hernandez	45.50	1,695.21
	H89020 Total			45.50	1,695.21
	H89030	Affordable Rental Housing	Barbara Shaw	15.45	833.20
			John Marshall	3.60	193.76
			Kari Hernandez	9.66	423.44
			Karl Dinkelspiel	64.35	3,070.96
			Kathryn Romero	3.32	156.55
			Komi Kalevor	36.00	2,497.11
			Marlo Medellin	10.00	501.99
			Mary Welch	24.00	698.38
			Michael Prothe	17.14	966.55
			Nathaniel McCoy	9.54	445.12
	H89030 Total			193.06	9,787.06
	H89035	Homeownership Development	Constance Buckley	17.10	864.84
			Dorothea Van Bockel	23.80	1,064.61
			Kathy Milliken	16.20	730.94
			Marilyn Hurtley	24.01	816.54
			Philip Willis-Conger	23.21	1,086.30
			Sharon Johnson	12.01	425.27
	H89035 Total			116.33	4,988.50
	H89046	PCRI Homeownership Development	John Marshall	13.00	697.26
			Kathryn Romero	2.50	118.06
	H89046 Total			15.50	815.32
	H89049	McCoy Apartments Rehab	John Marshall	2.00	107.01
			Michael Prothe	34.50	1,946.49
	H89049 Total			36.50	2,053.50
	H20028	Loan Servicing / Asset Management Next Generation	Dorothea Van Bockel	0.25	11.15
			Kari Hernandez	0.50	18.54
			Kathryn Romero	0.25	11.81
	H20028 Total			1.00	41.50
	H20041	Lifeworks NW - Home Forward	John Marshall	9.00	481.55
	H20041 Total			9.00	481.55

PHB-PDC IGA Billing
Direct Personal Services Summary

TIF Interstate Total			608.14	28,523.69	
TIF Lents	H20023	Holgate House - NAYA	Kari Hernandez	12.00	447.30
			Marlo Medellin	10.00	502.04
	H20023 Total			22.00	949.34
	H20031	Beyer Court - Rose CDC	John Marshall	29.00	1,556.67
			Kathryn Romero	3.50	165.28
			Nathaniel McCoy	15.50	724.08
	H20031 Total			48.00	2,446.03
	H20032	Raymond Street Apartments - Rose CDC	John Marshall	31.00	1,662.88
			Kathryn Romero	2.50	118.06
			Nathaniel McCoy	16.50	770.87
	H20032 Total			50.00	2,551.81
	H33441	Dahila Commons Homeowner	Nathaniel McCoy	25.00	1,167.84
	H33441 Total			25.00	1,167.84
	H37914	Housing Policy & Planning	David Sheern	60.25	2,527.30
	H37914 Total			60.25	2,527.30
	H37930	HAP Scattered Sites	Barbara Shaw	0.00	5.82
			Kari Hernandez	2.00	74.12
			Kathy Milliken	70.00	3,157.12
	H37930 Total			72.00	3,237.06
	H89010	Home Repair Projects	Kathy Milliken	34.00	1,533.51
			Philip Willis-Conger	2.00	93.39
	H89010 Total			36.00	1,626.90
	H89020	Homebuyer Assistance	Kari Hernandez	19.00	708.09
			Kathy Milliken	2.00	90.22
	H89020 Total			21.00	798.31
	H89030	Affordable Rental Housing	John Marshall	3.60	193.76
			Kari Hernandez	14.48	635.11
			Karl Dinkelspiel	13.80	658.78
			Kathryn Romero	3.32	156.55
			Komi Kalevor	12.00	832.33
			Mary Welch	36.01	1,047.49
			Michael Prothe	6.85	386.62
			Nathaniel McCoy	9.54	445.12
			Siobain Beddow	2.90	155.05
	H89030 Total			102.50	4,510.81
	H89031	Bellrose Station / The Glen	Nathaniel McCoy	9.50	443.73
	H89031 Total			9.50	443.73
	H89035	Homeownership Development	Constance Buckley	34.20	1,729.46
			Dorothea Van Bockel	35.70	1,596.91
			Kathy Milliken	13.50	609.15
			Marilyn Hurtley	12.00	408.23
			Philip Willis-Conger	34.81	1,629.41
			Sharon Johnson	24.00	850.63
	H89035 Total			154.21	6,823.79
	H20028	Loan Servicing / Asset Management Next Generation	Dorothea Van Bockel	0.25	11.15
			Kari Hernandez	0.75	27.80
			Kathryn Romero	0.25	11.81
	H20028 Total			1.25	50.76
TIF Lents Total				601.71	27,133.68
TIF-CES	H37914	Housing Policy & Planning	David Sheern	6.00	251.24
			Kim McCarty	5.15	259.13
	H37914 Total			11.15	510.37

PHB-PDC IGA Billing
Direct Personal Services Summary

TIF-CES	H89030	Affordable Rental Housing	Kathryn Romero	3.32	156.55
			Komi Kalevor	12.00	832.33
			Nathaniel McCoy	6.35	296.86
	H89030 Total			21.67	1,285.74
	H20028	Loan Servicing / Asset Management Next Generation	Kathryn Romero	0.25	11.81
	H20028 Total			0.25	11.81
TIF-CES Total				33.07	1,807.92
TIF-ConvCtr	H37914	Housing Policy & Planning	David Sheern	27.30	1,145.50
	H37914 Total			27.30	1,145.50
	H80003	Lloyd Cascadian Phase II	Karl Dinkelspiel	10.00	477.22
	H80003 Total			10.00	477.22
	H89030	Affordable Rental Housing	John Marshall	3.60	193.80
			Karl Dinkelspiel	24.15	1,152.72
			Kathryn Romero	8.32	392.66
			Komi Kalevor	12.00	832.33
			Michael Prothe	21.85	1,232.98
	H89030 Total			69.92	3,804.49
	H20028	Loan Servicing / Asset Management Next Generation	Kathryn Romero	0.25	11.81
	H20028 Total			0.25	11.81
TIF-ConvCtr Total				107.47	5,439.02
TIF-Gateway	H37914	Housing Policy & Planning	David Sheern	30.60	1,283.34
			Kim McCarty	9.00	455.36
	H37914 Total			39.60	1,738.70
	H89030	Affordable Rental Housing	Karl Dinkelspiel	13.80	658.78
	H89030 Total			13.80	658.78
	H89034	Gateway Glisan	John Marshall	38.00	2,038.65
			Karl Dinkelspiel	19.00	906.75
			Kathryn Romero	4.50	212.52
			Nathaniel McCoy	28.50	1,331.38
	H89034 Total			90.00	4,489.30
TIF-Gateway Total				143.40	6,886.78
TIF-Nmac	H10543	Affordable Veterans Housing	Barbara Shaw	4.00	219.32
			Marlo Medellin	29.00	1,455.94
	H10543 Total			33.00	1,675.26
	H37914	Housing Policy & Planning	David Sheern	4.00	167.64
			Kim McCarty	77.20	3,872.72
	H37914 Total			81.20	4,040.36
	H89030	Affordable Rental Housing	Barbara Shaw	36.05	1,944.03
			Kathryn Romero	9.95	469.47
			Komi Kalevor	12.00	832.33
			Marlo Medellin	6.60	331.55
			Mary Welch	12.01	349.19
	H89030 Total			76.61	3,926.57
	H20028	Loan Servicing / Asset Management Next Generation	Kathryn Romero	0.75	35.42
	H20028 Total			0.75	35.42
TIF-Nmac Total				191.56	9,677.61
TIF-RiverDist	H37914	Housing Policy & Planning	David Sheern	18.00	754.96
			Kim McCarty	52.60	2,646.01
	H37914 Total			70.60	3,400.97
	H37936	Resource Access Ctr - Housing(TaxExempt)	Barbara Shaw	0.00	20.47
			Marlo Medellin	22.00	1,104.51
	H37936 Total			22.00	1,124.98
	H37937	Resource Access Ctr - AccessCtr(Taxable)	Barbara Shaw	4.00	215.86

PHB-PDC IGA Billing
Direct Personal Services Summary

H37937	Resource Access Ctr - AccessCtr(Taxable)	Marlo Medellin	12.00	602.47	
H37937 Total			16.00	818.33	
H37938	Blanchet House Redevelopment	Marlo Medellin	16.00	803.27	
H37938 Total			16.00	803.27	
H80036	Yards At Union Station	Kathryn Romero	58.00	2,739.01	
		Kim McCarty	33.00	1,658.21	
		Marlo Medellin	52.00	2,610.34	
		Siobain Beddow	3.00	160.31	
H80036 Total			146.00	7,167.87	
H89030	Affordable Rental Housing	Barbara Shaw	36.05	1,943.43	
		John Marshall	3.60	193.80	
		Kari Hernandez	14.48	635.13	
		Kathryn Romero	3.32	156.55	
		Komi Kalevor	36.00	2,497.11	
		Marlo Medellin	4.95	248.62	
		Nathaniel McCoy	9.54	445.07	
		Siobain Beddow	4.35	232.53	
H89030 Total			112.29	6,352.24	
H37942	Resource Access Ctr - Shelter(Taxable)	Marlo Medellin	12.00	602.44	
H37942 Total			12.00	602.44	
H20028	Loan Servicing / Asset Management Next Generation	Kari Hernandez	0.75	27.80	
		Kathryn Romero	0.25	11.81	
H20028 Total			1.00	39.61	
H20036	1200 Tower Preservation	John Marshall	4.00	214.03	
		Kari Hernandez	21.00	780.16	
H20036 Total			25.00	994.19	
TIF RiverDist Total			420.89	21,303.90	
TIF-SPB	H12037	Chaucer Apartments	Michael Prothe	33.50	1,890.25
	H12037 Total			33.50	1,890.25
	H37914	Housing Policy & Planning	Kim McCarty	32.15	1,614.02
	H37914 Total			32.15	1,614.02
	H89030	Affordable Rental Housing	Kari Hernandez	14.48	635.13
		Karl Dinkelspiel	5.00	238.62	
		Kathryn Romero	9.95	469.47	
		Komi Kalevor	24.00	1,664.78	
		Mary Welch	12.01	349.19	
		Michael Prothe	6.85	386.62	
		Siobain Beddow	4.35	232.53	
H89030 Total			76.64	3,976.34	
	H34510	Section 8 Preservation	John Marshall	9.00	483.23
		Michael Prothe	3.00	169.29	
H34510 Total			12.00	652.52	
	H20028	Loan Servicing / Asset Management Next Generation	Kari Hernandez	0.75	27.80
		Kathryn Romero	0.75	35.42	
H20028 Total			1.50	63.22	
TIF-SPB Total			155.79	8,196.35	
Grand Total			2,262.03	108,968.95	

PHB-PDC IGA Billing
Direct Expenses - Capital Financial Assistance

RefNo	FM Postg d	Fund name	Pynt Bdr	Funds center name	Cl text	Funded Program	Description of Funded Program	Val type	Text
5000183940	2/22/2012	TIF Convention Cntr	2,804.58	Housing Finance	Other Misc. Services	H80002	Znd & Wasco Disposition Management	Invoices	
5000183940	2/22/2012	TIF Convention Cntr	18,978.63	Housing Finance	Other Misc. Services	H80003	Lloyd Cascadian Disposition Management	Invoices	
		TIF Convention Cntr Total	21,783.21						
5000182497	2/13/2012	TIF Gateway	82,259.79	Housing Finance	Outgoing loan disb	H89034	Gilsan Commons - Human Solutions	Invoices	107055-11
1900058106	2/15/2012	TIF Gateway	4.44	Housing Finance	Local Mileage	H89034	Gilsan Commons - Human Solutions	Invoices	
5000183940	2/22/2012	TIF Gateway	866.00	Business Operations	Other Misc. Services	H20035	Property Management	Invoices	
5000183940	2/22/2012	TIF Gateway	745.63	Business Operations	Other Misc. Services	H20035	Property Management	Invoices	
5000183940	2/22/2012	TIF Gateway	8,126.79	Housing Finance	Other Misc. Services	H89034	Gilsan Commons - Human Solutions	Invoices	
		TIF Gateway Total	92,002.65						
5000180646	2/1/2012	TIF Interstate	1,072.71	Housing Finance	Outgoing loan disb	H37932	HAP Scattered Sites Rehab - Interstate	Invoices	
5000180654	2/1/2012	TIF Interstate	(41.00)	Neighborhood Housing	Outgoing loan disb	H89010	Home Repair Program	Invoices	107126 Over payment
5000181164	2/3/2012	TIF Interstate	2,693.25	Neighborhood Housing	Outgoing Grant-Subre	H89010	Home Repair Program	Invoices	
5000181827	2/8/2012	TIF Interstate	166.00	Neighborhood Housing	Outgoing loan disb	H89010	Home Repair Program	Invoices	107165
5000181828	2/8/2012	TIF Interstate	2,622.35	Neighborhood Housing	Outgoing loan disb	H89010	Home Repair Program	Invoices	
5000181829	2/8/2012	TIF Interstate	2,715.05	Neighborhood Housing	Outgoing Grant-Subre	H89020	Home Repair Assistance Program	Invoices	
5000181830	2/8/2012	TIF Interstate	(2,715.05)	Neighborhood Housing	Outgoing Grant-Subre	H89020	Homebuyer Assistance Program	Invoices	
5000181831	2/8/2012	TIF Interstate	19.80	Housing Finance	Local Mileage	H89046	PCRI Homeowner Development	Invoices	107215
1900058105	2/15/2012	TIF Interstate	9.44	Housing Finance	Local Mileage	H89020	Homebuyer Assistance Program	Invoices	
1900058106	2/15/2012	TIF Interstate	39.96	Housing Finance	Local Mileage	H89046	PCRI Homeowner Development	Invoices	
1900058384	2/22/2012	TIF Interstate	11.16	Neighborhood Housing	Local Mileage	H89010	Home Repair Program	Invoices	
1900058386	2/22/2012	TIF Interstate	2,002.88	Housing Finance	Other Misc. Services	H19032	King Parks Affordable Housing	Invoices	
5000183940	2/22/2012	TIF Interstate	868.85	Housing Finance	Other Misc. Services	H80026	Grant Warehouse Redevelopment	Invoices	
5000183975	2/22/2012	TIF Interstate	6,686.26	Neighborhood Housing	Outgoing Grant-Subre	H89010	Home Repair Program	Invoices	
5000184035	2/22/2012	TIF Interstate	4,764.36	Neighborhood Housing	Outgoing Grant-Subre	H89010	Home Repair Program	Invoices	
5000184037	2/22/2012	TIF Interstate	2,752.25	Neighborhood Housing	Outgoing Grant-Subre	H89010	Home Repair Program	Invoices	
5000184038	2/22/2012	TIF Interstate	5,789.25	Neighborhood Housing	Outgoing Grant-Subre	H89010	Home Repair Program	Invoices	
5000184574	2/27/2012	TIF Interstate	166.00	Neighborhood Housing	Outgoing loan disb	H89010	Home Repair Program	Invoices	107144
5000184670	2/27/2012	TIF Interstate	9,751.71	Housing Finance	Outgoing loan disb	H37932	HAP Scattered Sites Rehab - Interstate	Invoices	
5000184671	2/27/2012	TIF Interstate	10,383.45	Housing Finance	Outgoing loan disb	H37932	HAP Scattered Sites Rehab - Interstate	Invoices	
3100190180	2/29/2012	TIF Interstate	(33.00)	Housing Finance	Local Mileage	H89046	PCRI Homeowner Development	Profit transfer postings	Nov. 8 thru Nov. 29, 2011 Mileage Reimb.
3100190180	2/29/2012	TIF Interstate	(33.00)	Housing Finance	Local Mileage	H89046	PCRI Homeowner Development	Profit transfer postings	Dec. 2 thru Dec. 20, 2011 Mileage Reimb.
5000185029	2/29/2012	TIF Interstate	10,678.47	Housing Finance	Outgoing loan disb	H37932	HAP Scattered Sites Rehab - Interstate	Invoices	
5000185030	2/29/2012	TIF Interstate	13,610.00	Neighborhood Housing	Outgoing loan disb	H89010	Home Repair Program	Invoices	107144
5000185056	2/29/2012	TIF Interstate	32,000.00	Neighborhood Housing	Outgoing loan disb	H89020	Homebuyer Assistance Program	Invoices	107222
		TIF Interstate Total	108,696.20						
5000180641	2/1/2012	TIF Lents	101,100.00	Housing Finance	Outgoing loan disb	H33441	Svaboda Dahlia Commons Homeownership	Invoices	106929-11
5000181164	2/3/2012	TIF Lents	1,869.22	Neighborhood Housing	Outgoing Grant-Subre	H89010	Home Repair Program	Invoices	
5000182399	2/10/2012	TIF Lents	1,335.00	Neighborhood Housing	Outgoing Grant-Subre	H89020	Homebuyer Assistance Program	Invoices	107216
1900058106	2/15/2012	TIF Lents	12.21	Housing Finance	Local Mileage	H20031	Beyer Court - Rose CDC	Invoices	
1900058106	2/15/2012	TIF Lents	13.32	Housing Finance	Local Mileage	H89031	Bellrose Station - The Glen	Invoices	107185
5000182998	2/15/2012	TIF Lents	3,870.00	Neighborhood Housing	Outgoing Grant-Subre	H89020	Homebuyer Assistance Program	Invoices	
5000183230	2/16/2012	TIF Lents	21,975.00	Housing Finance	Outgoing loan disb	H20032	Ferland Apts - Raymond St. - Rose CDC	Invoices	107216
5000183385	2/17/2012	TIF Lents	696.27	Neighborhood Housing	Outgoing Grant-Subre	H89020	Homebuyer Assistance Program	Invoices	
1900058386	2/22/2012	TIF Lents	17.59	Housing Finance	Local Mileage	H37930	HAP Scattered Sites Rehab - Lents	Invoices	107185
5000183834	2/22/2012	TIF Lents	1,130.00	Neighborhood Housing	Outgoing Grant-Subre	H89020	Homebuyer Assistance Program	Invoices	
5000183975	2/22/2012	TIF Lents	14,641.29	Neighborhood Housing	Outgoing Grant-Subre	H89010	Home Repair Program	Invoices	
5000184035	2/22/2012	TIF Lents	3,913.27	Neighborhood Housing	Outgoing Grant-Subre	H89010	Home Repair Program	Invoices	
5000184037	2/22/2012	TIF Lents	2,324.38	Neighborhood Housing	Outgoing Grant-Subre	H89010	Home Repair Program	Invoices	
5000184249	2/23/2012	TIF Lents	2,505.00	Neighborhood Housing	Outgoing loan disb	H89020	Homebuyer Assistance Program	Invoices	
5000184718	2/27/2012	TIF Lents	120,527.44	Housing Finance	Outgoing loan disb	H89031	Bellrose Station - The Glen	Invoices	
3100190180	2/29/2012	TIF Lents	33.00	Housing Finance	Local Mileage	H33441	Svaboda Dahlia Commons Homeownership	Profit transfer postings	Nov. 8 thru Nov. 29, 2011 Mileage Reimb.

Note: Transactions in Italics are technical corrections that net to zero.

PHB-PDC IGA Billing
Direct Expenses - Capital Financial Assistance

RefDocNo	FM ps:tg d.	Fund name	Fund's center name	Ci text	Funded Program	Description of Funded Program	Val type text	Text
3100190180	2/29/2012	TIF Lents	Housing Finance	Local Mileage	H33441	Swaboda Dahlia Commons Homeownership	Profit transfer postings	Dec. 2 thru Dec. 20, 2011 Mileage Reimb.
5000185062	2/29/2012	TIF Lents	Neighborhood Housing	Outgoing Grant-Subre	H89020	Homebuyer Assistance Program	Invoices	107216
		TIF Lents Total						
5000181256	2/6/2012	TIF North Macadam	Housing Finance	Outgoing loan disb	H10543	Block 49 Veterans Housing - REACH	Invoices	106898-11
		TIF North Macadam Total						
5000182751	2/14/2012	TIF River District	Housing Finance	Outgoing loan disb	H80036	Yards At Union Station Phase C	Invoices	107206-12
5000182752	2/14/2012	TIF River District	Housing Finance	Outgoing loan disb	H80036	Yards At Union Station Phase C	Invoices	107205-12
5000183940	2/22/2012	TIF River District	Business Operations	Other Misc. Services	H20035	Property Management	Invoices	
5000183940	2/22/2012	TIF River District	Business Operations	Other Misc. Services	H20035	Property Management	Invoices	
5000183940	2/22/2012	TIF River District	Housing Finance	Other Misc. Services	H12030	Fairfield Apartments Redevelopment	Invoices	
5000183940	2/22/2012	TIF River District	Housing Finance	Other Misc. Services	H37937	BudClarkCommons-RAC-AccessCtr(Taxable)	Invoices	
5000183940	2/22/2012	TIF River District	Housing Finance	Other Misc. Services	H37938	Blanchet House Redevelopment	Invoices	
5000183940	2/22/2012	TIF River District	Housing Finance	Other Misc. Services	H80036	Yards At Union Station Phase C	Invoices	
		TIF River District Total						
5000183940	2/22/2012	TIF South Park Block	Housing Finance	Other Misc. Services	H12027	Jefferson West Apartments Redevelopment	Invoices	
		TIF South Park Block Total						
		Grand Total						

2,319,197.41

PHB-PDC IGA Billing
Indirect Personal Services Summary

Fund Name	Employee Name	Hours	Salary & Benefits	
TIF	Mary Welch	59.95	1,745.49	
	Thaoanh Doan	84.00	3,714.30	
	Letimya Clayton	28.00	1,469.00	
	Antoinette Pietka	83.40	4,753.33	
	Kathleen Allen	107.94	6,997.17	
	Donna Lewis	84.00	2,502.49	
	Anna Benson	84.00	4,349.53	
	Anna Shook	36.83	1,822.74	
	Piset Sao	83.99	2,657.02	
	Michael Johnson	71.00	4,695.97	
	Alissa Mahar	83.94	5,752.27	
	Paul Stewart	61.50	3,327.63	
	Jacob Fox	108.00	7,309.64	
	Maileen Hamto	84.00	3,876.82	
	Kathy Anderson Peoples	12.00	505.76	
	Javier Mena	84.05	4,767.98	
	Charlie Chau	73.16	3,393.08	
	Louise Glur	83.90	4,536.10	
	Lynnette Jackson	72.30	3,007.17	
	Komi Kalevor	24.00	1,664.78	
	Stella Martinez	24.00	1,166.58	
	Andrea Matthiessen	32.40	1,712.88	
	Daniel Ledezma	108.00	6,029.61	
	Connor McDonnell	10.15	184.35	
	Alice Williams	43.20	1,700.24	
	Dorothea Van Bockel	11.90	532.30	
	Traci Manning	84.00	5,780.13	
	Siobain Beddow	83.50	4,475.56	
	Grand Total		1,807.11	94,429.92

PHB-PDC IGA Billing
Indirect Cost Allocation Worksheet

Indirect Personal Services Expenses This Period	94,429.92
Direct Personal Services Expenses This Period	108,968.95
Indirect Support Costs Billable This Period*	81,944.65

	Direct Personal Services This Period	% Of Total	Indirect Support Costs By URA	Indirect Personal Svcs Costs By URA
Central Eastside	1,807.92	1.7%	1,359.56	1,566.70
Convention Center	5,439.02	5.0%	4,090.14	4,713.33
Downtown Waterfront	-	0.0%	-	-
Gateway	6,886.78	6.3%	5,178.86	5,967.92
Interstate	28,523.69	26.2%	21,449.81	24,717.96
Lents	27,133.68	24.9%	20,404.53	23,513.41
North Macadam	9,677.61	8.9%	7,277.56	8,386.39
River District	21,303.90	19.6%	16,020.53	18,461.46
South Park Blocks	8,196.35	7.5%	6,163.66	7,102.76
Total	108,968.95		81,944.65	94,429.93

**Calculated at 75.2% (HUD-approved indirect cost rate for PHB) of direct personal services*



PHB-PDC IGA Billing
Program Revenue Detail

RefDocNo	FM pstg d	Fund name	Pymt Bdg	Funds center name	Cl text	Funded Program	Description of Funded Program	Text
3700023463	2/1/2012	TIF Central Eastside	(123.54)	Housing Finance	Loan repayments	NON-PROGRAM	NON-PROGRAM	38480-06
3700023463	2/1/2012	TIF Central Eastside	(59.04)	Housing Finance	Interest Income	NON-PROGRAM	NON-PROGRAM	38480-06
3100194896	2/29/2012	TIF Central Eastside	(11.68)	Program Delivery	Interest On Investmts	NON-PROGRAM	NON-PROGRAM	Interest on investmts
		TIF Central Eastside Total	(194.26)					
5200005135	2/10/2012	TIF Convention Cntr	(3,007.98)	Housing Finance	Loan repayments	NON-PROGRAM	NON-PROGRAM	38615-10
5200005135	2/10/2012	TIF Convention Cntr	(2,198.21)	Housing Finance	Interest Income	NON-PROGRAM	NON-PROGRAM	38615-10
3100194896	2/29/2012	TIF Convention Cntr	52.82	Program Delivery	Interest On Investmts	NON-PROGRAM	NON-PROGRAM	Interest on investmts
		TIF Convention Cntr Total	(5,153.37)					
5200005110	2/7/2012	TIF Dwrtnwn Wtrfrnt	(903.89)	Housing Finance	Loan repayments	NON-PROGRAM	NON-PROGRAM	38348-04
5200005110	2/7/2012	TIF Dwrtnwn Wtrfrnt	(902.25)	Housing Finance	Interest Income	NON-PROGRAM	NON-PROGRAM	38348-04
5200005120	2/8/2012	TIF Dwrtnwn Wtrfrnt	(3,254.08)	Housing Finance	Loan repayments	NON-PROGRAM	NON-PROGRAM	13574-97
5200005120	2/8/2012	TIF Dwrtnwn Wtrfrnt	(2,817.02)	Housing Finance	Interest Income	NON-PROGRAM	NON-PROGRAM	13574-97
3700023714	2/10/2012	TIF Dwrtnwn Wtrfrnt	(1,736.89)	Housing Finance	Loan repayments	NON-PROGRAM	NON-PROGRAM	38107-99
3700023714	2/10/2012	TIF Dwrtnwn Wtrfrnt	(1,097.85)	Housing Finance	Interest Income	NON-PROGRAM	NON-PROGRAM	38107-99
3700023721	2/10/2012	TIF Dwrtnwn Wtrfrnt	(1,961.95)	Housing Finance	Loan repayments	NON-PROGRAM	NON-PROGRAM	38304-02
3700023721	2/10/2012	TIF Dwrtnwn Wtrfrnt	(4,266.93)	Housing Finance	Loan repayments	NON-PROGRAM	NON-PROGRAM	38114-99
3700023721	2/10/2012	TIF Dwrtnwn Wtrfrnt	(7,149.20)	Housing Finance	Loan repayments	NON-PROGRAM	NON-PROGRAM	38024-97
3700023721	2/10/2012	TIF Dwrtnwn Wtrfrnt	(1,505.55)	Housing Finance	Interest Income	NON-PROGRAM	NON-PROGRAM	38304-02
3700023721	2/10/2012	TIF Dwrtnwn Wtrfrnt	(13,367.07)	Housing Finance	Interest Income	NON-PROGRAM	NON-PROGRAM	38114-99
3700023721	2/10/2012	TIF Dwrtnwn Wtrfrnt	(1,258.55)	Housing Finance	Interest Income	NON-PROGRAM	NON-PROGRAM	38024-97
5200005233	2/27/2012	TIF Dwrtnwn Wtrfrnt	(3,262.22)	Housing Finance	Loan repayments	NON-PROGRAM	NON-PROGRAM	13574-97
5200005233	2/27/2012	TIF Dwrtnwn Wtrfrnt	(2,808.88)	Housing Finance	Interest Income	NON-PROGRAM	NON-PROGRAM	13574-97
3100194896	2/29/2012	TIF Dwrtnwn Wtrfrnt	(549.54)	Program Delivery	Interest On Investmts	NON-PROGRAM	NON-PROGRAM	Interest on investmts
		TIF Dwrtnwn Wtrfrnt Total	(46,841.87)					
3100194896	2/29/2012	TIF Gateway	77.28	Program Delivery	Interst On Investmts	NON-PROGRAM	NON-PROGRAM	Interst on investmts
		TIF Gateway Total	77.28					
5200005086	2/2/2012	TIF Interstate	(21.00)	Housing Finance	Service fee	NON-PROGRAM	NON-PROGRAM	106896-11
5200005086	2/2/2012	TIF Interstate	(193,600.00)	Housing Finance	Loan repayments	NON-PROGRAM	NON-PROGRAM	106896-11
5200005086	2/2/2012	TIF Interstate	(40.00)	Housing Finance	Miscellaneous Refund	NON-PROGRAM	NON-PROGRAM	106896-11
5200005086	2/2/2012	TIF Interstate	(77.89)	Neighborhood Housing	Loan repayments	NON-PROGRAM	NON-PROGRAM	104538
5200005086	2/2/2012	TIF Interstate	(64.82)	Neighborhood Housing	Interest Income	NON-PROGRAM	NON-PROGRAM	104538
3700023756	2/6/2012	TIF Interstate	(500.00)	Neighborhood Housing	Service fee	NON-PROGRAM	NON-PROGRAM	107209
5200005110	2/7/2012	TIF Interstate	(50.00)	Neighborhood Housing	Loan repayments	NON-PROGRAM	NON-PROGRAM	104783
5200005135	2/10/2012	TIF Interstate	(10.08)	Neighborhood Housing	Penalty	NON-PROGRAM	NON-PROGRAM	104560
5200005135	2/10/2012	TIF Interstate	(10.08)	Neighborhood Housing	Penalty	NON-PROGRAM	NON-PROGRAM	104560
5200005135	2/10/2012	TIF Interstate	(10.08)	Neighborhood Housing	Penalty	NON-PROGRAM	NON-PROGRAM	104560
5200005135	2/10/2012	TIF Interstate	(10.08)	Neighborhood Housing	Penalty	NON-PROGRAM	NON-PROGRAM	104560
5200005135	2/10/2012	TIF Interstate	(6.16)	Neighborhood Housing	Penalty	NON-PROGRAM	NON-PROGRAM	104665
5200005135	2/10/2012	TIF Interstate	(105.02)	Neighborhood Housing	Loan repayments	NON-PROGRAM	NON-PROGRAM	104560
5200005135	2/10/2012	TIF Interstate	(102.25)	Neighborhood Housing	Loan repayments	NON-PROGRAM	NON-PROGRAM	104560
5200005135	2/10/2012	TIF Interstate	(105.88)	Neighborhood Housing	Loan repayments	NON-PROGRAM	NON-PROGRAM	104560
5200005135	2/10/2012	TIF Interstate	(103.13)	Neighborhood Housing	Loan repayments	NON-PROGRAM	NON-PROGRAM	104560
5200005135	2/10/2012	TIF Interstate	(1.36)	Neighborhood Housing	Loan repayments	NON-PROGRAM	NON-PROGRAM	104665

PHB-PDC IGA Billing
Program Revenue Detail

Ref/DocNo	FM psg d.	Fund name	Pymt Bdg't	Funds center name	Cl text	Funded Program	Description of Funded Program	Text
5200005135	2/10/2012	TIF Interstate	(67.79)	Neighborhood Housing	Loan repayments	NON-PROGRAM	NON-PROGRAM	104665
5200005135	2/10/2012	TIF Interstate	(96.56)	Neighborhood Housing	Interest Income	NON-PROGRAM	NON-PROGRAM	104560
5200005135	2/10/2012	TIF Interstate	(99.33)	Neighborhood Housing	Interest Income	NON-PROGRAM	NON-PROGRAM	104560
5200005135	2/10/2012	TIF Interstate	(95.70)	Neighborhood Housing	Interest Income	NON-PROGRAM	NON-PROGRAM	104560
5200005135	2/10/2012	TIF Interstate	(98.45)	Neighborhood Housing	Interest Income	NON-PROGRAM	NON-PROGRAM	104560
5200005135	2/10/2012	TIF Interstate	(2.88)	Neighborhood Housing	Interest Income	NON-PROGRAM	NON-PROGRAM	104560
5200005135	2/10/2012	TIF Interstate	(55.35)	Neighborhood Housing	Interest Income	NON-PROGRAM	NON-PROGRAM	104665
5200005148	2/13/2012	TIF Interstate	(21.00)	Housing Finance	Service fee	NON-PROGRAM	NON-PROGRAM	38625-10
5200005148	2/13/2012	TIF Interstate	(32,000.00)	Housing Finance	Loan repayments	NON-PROGRAM	NON-PROGRAM	38625-10
5200005148	2/13/2012	TIF Interstate	(40.00)	Housing Finance	Miscellaneous Refund	NON-PROGRAM	NON-PROGRAM	38625-10
5200005148	2/13/2012	TIF Interstate	(0.06)	Neighborhood Housing	Loan repayments	NON-PROGRAM	NON-PROGRAM	106000
5200005148	2/13/2012	TIF Interstate	(16.58)	Neighborhood Housing	Loan repayments	NON-PROGRAM	NON-PROGRAM	106000
5200005148	2/13/2012	TIF Interstate	(6.46)	Neighborhood Housing	Loan repayments	NON-PROGRAM	NON-PROGRAM	106000
5200005148	2/13/2012	TIF Interstate	(51.90)	Neighborhood Housing	Interest Income	NON-PROGRAM	NON-PROGRAM	106000
5200005168	2/15/2012	TIF Interstate	(54.08)	Neighborhood Housing	Loan repayments	NON-PROGRAM	NON-PROGRAM	104739
5200005168	2/15/2012	TIF Interstate	(47.07)	Neighborhood Housing	Loan repayments	NON-PROGRAM	NON-PROGRAM	104881
5200005168	2/15/2012	TIF Interstate	(18.51)	Neighborhood Housing	Loan repayments	NON-PROGRAM	NON-PROGRAM	105191
5200005168	2/15/2012	TIF Interstate	(39.70)	Neighborhood Housing	Interest Income	NON-PROGRAM	NON-PROGRAM	104739
5200005168	2/15/2012	TIF Interstate	(40.20)	Neighborhood Housing	Interest Income	NON-PROGRAM	NON-PROGRAM	104881
5200005168	2/15/2012	TIF Interstate	(11.79)	Neighborhood Housing	Interest Income	NON-PROGRAM	NON-PROGRAM	105191
3700023934	2/27/2012	TIF Interstate	(250.00)	Neighborhood Housing	Service fee	NON-PROGRAM	NON-PROGRAM	107137
5200005233	2/27/2012	TIF Interstate	(21.00)	Housing Finance	Service fee	NON-PROGRAM	NON-PROGRAM	38625-10
5200005233	2/27/2012	TIF Interstate	(32,000.00)	Housing Finance	Loan repayments	NON-PROGRAM	NON-PROGRAM	38625-10
5200005233	2/27/2012	TIF Interstate	(40.00)	Housing Finance	Miscellaneous Refund	NON-PROGRAM	NON-PROGRAM	38625-10
3100194896	2/29/2012	TIF Interstate	(48.86)	Program Delivery	Interest On Investm'ts	NON-PROGRAM	NON-PROGRAM	Interest on investm'ts
		TIF Interstate Total	(260,041.10)					
5200005079	2/1/2012	TIF Lents	(4.92)	Neighborhood Housing	Penalty	NON-PROGRAM	NON-PROGRAM	106375
5200005079	2/1/2012	TIF Lents	(4.98)	Neighborhood Housing	Loan repayments	NON-PROGRAM	NON-PROGRAM	106375
5200005079	2/1/2012	TIF Lents	(31.36)	Neighborhood Housing	Loan repayments	NON-PROGRAM	NON-PROGRAM	106375
5200005079	2/1/2012	TIF Lents	(0.72)	Neighborhood Housing	Loan repayments	NON-PROGRAM	NON-PROGRAM	106375
5200005079	2/1/2012	TIF Lents	(67.02)	Neighborhood Housing	Interest Income	NON-PROGRAM	NON-PROGRAM	106375
5200005094	2/3/2012	TIF Lents	(5.52)	Neighborhood Housing	Penalty	NON-PROGRAM	NON-PROGRAM	104146
5200005094	2/3/2012	TIF Lents	(5.52)	Neighborhood Housing	Penalty	NON-PROGRAM	NON-PROGRAM	104146
5200005094	2/3/2012	TIF Lents	(5.52)	Neighborhood Housing	Penalty	NON-PROGRAM	NON-PROGRAM	104146
5200005094	2/3/2012	TIF Lents	(5.52)	Neighborhood Housing	Penalty	NON-PROGRAM	NON-PROGRAM	104146
5200005094	2/3/2012	TIF Lents	(5.52)	Neighborhood Housing	Penalty	NON-PROGRAM	NON-PROGRAM	104146
5200005094	2/3/2012	TIF Lents	(61.71)	Neighborhood Housing	Loan repayments	NON-PROGRAM	NON-PROGRAM	104146
5200005094	2/3/2012	TIF Lents	(61.97)	Neighborhood Housing	Loan repayments	NON-PROGRAM	NON-PROGRAM	104146
5200005094	2/3/2012	TIF Lents	(62.23)	Neighborhood Housing	Loan repayments	NON-PROGRAM	NON-PROGRAM	104146
5200005094	2/3/2012	TIF Lents	(62.48)	Neighborhood Housing	Loan repayments	NON-PROGRAM	NON-PROGRAM	104146
5200005094	2/3/2012	TIF Lents	(62.74)	Neighborhood Housing	Loan repayments	NON-PROGRAM	NON-PROGRAM	104146
5200005094	2/3/2012	TIF Lents	(7.15)	Neighborhood Housing	Interest Income	NON-PROGRAM	NON-PROGRAM	104146
5200005094	2/3/2012	TIF Lents	(48.43)	Neighborhood Housing	Interest Income	NON-PROGRAM	NON-PROGRAM	104146

PHB-PDC IGA Billing
Program Revenue Detail

RefDocNo	FM psig d.	Fund name	Pynt Bdgt	Funds center name	Cl text	Funded Program	Description of Funded Program	Text
5200005094	2/3/2012	TIF Lents	(48.17)	Neighborhood Housing	Interest Income	NON-PROGRAM	NON-PROGRAM	104146
5200005094	2/3/2012	TIF Lents	(47.92)	Neighborhood Housing	Interest Income	NON-PROGRAM	NON-PROGRAM	104146
5200005094	2/3/2012	TIF Lents	(47.66)	Neighborhood Housing	Interest Income	NON-PROGRAM	NON-PROGRAM	104146
5200005110	2/7/2012	TIF Lents	(1.94)	Neighborhood Housing	Interest Income	NON-PROGRAM	NON-PROGRAM	104146
5200005110	2/7/2012	TIF Lents	(125,061.00)	Housing Finance	Loan repayments	NON-PROGRAM	NON-PROGRAM	106951-11
5200005110	2/7/2012	TIF Lents	(25.65)	Neighborhood Housing	Loan repayments	NON-PROGRAM	NON-PROGRAM	103496
5200005135	2/10/2012	TIF Lents	(10.95)	Neighborhood Housing	Interest Income	NON-PROGRAM	NON-PROGRAM	103496
5200005135	2/10/2012	TIF Lents	(65.97)	Neighborhood Housing	Loan repayments	NON-PROGRAM	NON-PROGRAM	104453
5200005135	2/10/2012	TIF Lents	(0.15)	Neighborhood Housing	Loan repayments	NON-PROGRAM	NON-PROGRAM	104453
5200005135	2/10/2012	TIF Lents	(16.63)	Neighborhood Housing	Loan repayments	NON-PROGRAM	NON-PROGRAM	104894
5200005135	2/10/2012	TIF Lents	(2.12)	Neighborhood Housing	Loan repayments	NON-PROGRAM	NON-PROGRAM	104894
5200005135	2/10/2012	TIF Lents	(70.88)	Neighborhood Housing	Interest Income	NON-PROGRAM	NON-PROGRAM	104453
5200005135	2/10/2012	TIF Lents	(26.25)	Neighborhood Housing	Interest Income	NON-PROGRAM	NON-PROGRAM	104894
5200005168	2/15/2012	TIF Lents	(78.63)	Neighborhood Housing	Loan repayments	NON-PROGRAM	NON-PROGRAM	104979
5200005168	2/15/2012	TIF Lents	(21.37)	Neighborhood Housing	Interest Income	NON-PROGRAM	NON-PROGRAM	104979
5200005240	2/28/2012	TIF Lents	(78.82)	Neighborhood Housing	Loan repayments	NON-PROGRAM	NON-PROGRAM	104979
5200005240	2/28/2012	TIF Lents	(35.79)	Neighborhood Housing	Loan repayments	NON-PROGRAM	NON-PROGRAM	106375
5200005240	2/28/2012	TIF Lents	(1.62)	Neighborhood Housing	Loan repayments	NON-PROGRAM	NON-PROGRAM	106375
5200005240	2/28/2012	TIF Lents	(21.18)	Neighborhood Housing	Interest Income	NON-PROGRAM	NON-PROGRAM	104979
5200005240	2/28/2012	TIF Lents	(62.59)	Neighborhood Housing	Interest Income	NON-PROGRAM	NON-PROGRAM	106375
3100194896	2/29/2012	TIF Lents	(306.92)	Program Delivery	Interest On Investmts	NON-PROGRAM	NON-PROGRAM	Interest on investmts
3100194896	2/29/2012	TIF North Macadam	(126,535.52)	Program Delivery	Interest On Investmts	NON-PROGRAM	NON-PROGRAM	Interest on investmts
3100194896	2/29/2012	TIF North Macadam Total	126.64	Program Delivery	Interest On Investmts	NON-PROGRAM	NON-PROGRAM	Interest on investmts
5200005079	2/1/2012	TIF River District	(1,521.62)	Housing Finance	Loan repayments	NON-PROGRAM	NON-PROGRAM	38328-03
5200005079	2/1/2012	TIF River District	(978.38)	Housing Finance	Interest Income	NON-PROGRAM	NON-PROGRAM	38328-03
3700023561	2/7/2012	TIF River District	(2,126.79)	Housing Finance	Loan repayments	NON-PROGRAM	NON-PROGRAM	38387-04
3700023561	2/7/2012	TIF River District	(3,996.09)	Housing Finance	Interest Income	NON-PROGRAM	NON-PROGRAM	38387-04
5200005120	2/8/2012	TIF River District	(2,678.86)	Housing Finance	Interest Income	NON-PROGRAM	NON-PROGRAM	38446-05
5200005135	2/10/2012	TIF River District	(13,136.89)	Housing Finance	Loan repayments	NON-PROGRAM	NON-PROGRAM	38208-00
5200005135	2/10/2012	TIF River District	(11,108.21)	Housing Finance	Interest Income	NON-PROGRAM	NON-PROGRAM	38208-00
3700023828	2/21/2012	TIF River District	(565,000.00)	Housing Finance	Inventry Held Resale	NON-PROGRAM	NON-PROGRAM	Asset Sales-Union STN 5 (loan 107205-12)
3100190637	2/29/2012	TIF River District	53,388.70	Housing Finance	Loan repayments	NON-PROGRAM	NON-PROGRAM	38388-04
3100190637	2/29/2012	TIF River District	(53,388.70)	Housing Finance	Interest Income	NON-PROGRAM	NON-PROGRAM	38388-04
3100194896	2/29/2012	TIF River District	44.12	Program Delivery	Interest On Investmts	NON-PROGRAM	NON-PROGRAM	Interest on investmts
5200005110	2/7/2012	TIF South Park Block	(600,502.72)	Neighborhood Housing	Loan repayments	NON-PROGRAM	NON-PROGRAM	100552-11
5200005110	2/7/2012	TIF South Park Block	(121.18)	Neighborhood Housing	Loan repayments	NON-PROGRAM	NON-PROGRAM	100552-11
5200005110	2/7/2012	TIF South Park Block	(13.13)	Neighborhood Housing	Interest Income	NON-PROGRAM	NON-PROGRAM	100552-11
5200005110	2/7/2012	TIF South Park Block	(65.69)	Neighborhood Housing	Interest Income	NON-PROGRAM	NON-PROGRAM	100552-11
5200005120	2/8/2012	TIF South Park Block	(3,006.67)	Housing Finance	Loan repayments	NON-PROGRAM	NON-PROGRAM	38105-99
5200005120	2/8/2012	TIF South Park Block	(2,243.33)	Housing Finance	Interest Income	NON-PROGRAM	NON-PROGRAM	38105-99
5200005135	2/10/2012	TIF South Park Block	(183.85)	Neighborhood Housing	Loan repayments	NON-PROGRAM	NON-PROGRAM	100711-11
5200005135	2/10/2012	TIF South Park Block	(97.91)	Neighborhood Housing	Interest Income	NON-PROGRAM	NON-PROGRAM	100711-11

PHB-PDC IGA Billing
 Program Revenue Detail

RefDocNo	FM pstg d.	Fund name	Pymt Bdgt	Funds center name	Cl text	Funded Program	Description of Funded Program	Text
3100194896	2/29/2012	TIF South Park Block	(2,055.05)	Program Delivery	Interest On Investmts	NON-PROGRAM	NON-PROGRAM	Interest on investmts
		TIF South Park Block Total	(7,786.81)					
		Grand Total	(1,046,851.73)					