

**PHB-PDC Intergovernmental Agreement Invoice
FY 2011-12**

Date: 4/23/2012

Financial Analyst: Paul Stewart

Prepared and Reviewed: (PS)

Principal Financial Analyst: Mike Johnson

Reviewed and Approved: [Signature]

Bureau Operations Mgr: Alissa Mahar

Reviewed and Approved: [Signature]

Director: Traci Manning

Reviewed and Approved: [Signature]





CITY OF
PORTLAND, OREGON
 PORTLAND HOUSING BUREAU

Nick Fish, Commissioner
 Traci Manning, Director
 421 SW 6th Avenue, Suite 500
 Portland OR 97204
 (503) 823-2375
 Fax (503) 823-2387

FORM OF CERTIFICATION

Contract #: 32000576 Invoice Period: March 2012 Invoice #: 10092898

Organization: Portland Housing Bureau	Total Contract: \$50,782,871
Mailing Address: 421 SW 6th Ave, Suite 500 Portland, OR 97204	
Contact Name/ Mike Johnson	
Title: Principal Financial Analyst	
Phone/Fax: 503-823-4176	

Activity	Budget	Billed Activity This Period	Billed Activity YTD	Balance From Budget
Personal Services & Indirect	\$3,053,800	\$114,211.95	\$1,585,751.00	\$1,468,049.00
External M&S, Capital & Financial Assistance	\$47,729,071	\$529,496.27	\$36,083,655.56	\$11,645,415.44
Revenues		(\$121,190.38)	(\$1,678,928.99)	
Prior Month Unbilled Adjustment		\$0.00	(\$487,603.44)	
Total	\$50,782,871	\$522,517.84	\$35,502,874.12	\$15,279,996.88


Total Amount Requested: Taxable \$0.00 Non-taxable \$522,517.84

Total Balance: \$15,279,996.88

Bureau Director's Certification

The undersigned certifies the following:

1. The Bureau has incurred capital project and administrative expenses, for which it now requests reimbursement from the urban renewal line of credit and/or taxable bond proceeds.
2. The incurred expenses are tax increment financing (TIF) eligible under ORS 457 to be paid for with bond proceeds of urban renewal areas.
3. If applicable, the incurred expenses are eligible to be paid for with tax-exempt bond proceeds.
4. Payments in the amount of the requested reimbursement have previously been disbursed.
5. A list of projects and amounts for which the funds were expended has been attached, along with supporting documentation.
6. All documents supporting this reimbursement will be retained by the PHB for the life of the bonds, and any refinancing used to repay the bonds, plus three years.
7. These expenditures are subject to future audit.



 Signature

Traci Manning, Director

 Print Name

FOR OFFICE USE ONLY

I have received this information and have forwarded the invoice for processing.

 Contract Manager

 Date Sent to Accounting

PHB-PDC IA Billing
URA Activity Summary

	Direct Expense				Indirect Expense				Revenue				Billing Summary							
	External M&S	Personal Services	Personal Services	Support Cost	Program Income	Gross Billed	Net Billed*	Net Unbilled	Net YTD Billed	Net YTD Unbilled	Billed	Unbilled	Total							
Central Eastside	-	1,170.81	1,450.36	880.45	(182.57)	3,319.05	3,319.05	-	29,074.16	-	32,393.21	-	32,393.21							
Convention Center	-	4,105.70	5,085.99	3,087.49	(5,206.19)	7,072.99	7,072.99	-	666,902.11	-	673,975.10	-	673,975.10							
Downtown Waterfront	-	-	-	-	(69,081.23)	(69,081.23)	-	(69,081.23)	-	(342,103.13)	-	(411,184.36)	(411,184.36)							
Gateway	149,551.19	6,841.30	8,474.76	5,144.66	-	170,011.91	170,011.91	-	591,305.61	-	761,317.52	-	761,317.52							
Interstate	154,204.88	21,297.54	26,382.63	16,015.75	(596,580.27)	(378,679.47)	-	(378,679.47)	1,324,639.40	(142,008.44)	-	(520,687.91)	(520,687.91)							
Lents	248,143.47	18,426.69	22,826.33	13,856.87	(115,801.62)	187,451.74	187,451.74	-	2,870,540.62	-	3,057,992.36	-	3,057,992.36							
North Macadam	131,801.61	7,643.71	9,468.76	5,748.07	-	154,662.15	154,662.15	-	6,008,976.46	-	6,163,638.61	-	6,163,638.61							
River District	-	11,318.90	14,021.45	8,511.81	(144,443.84)	(110,591.68)	-	(110,591.68)	5,745,765.13	-	(110,591.68)	-	(110,591.68)							
South Park Blocks	-	5,424.47	6,719.64	4,079.20	(5,731.76)	10,491.55	-	10,491.55	429,837.78	(3,585,508.79)	-	(3,575,017.24)	(3,575,017.24)							
Total	683,701.15	76,229.12	94,429.92	57,324.30	(937,027.48)	(25,342.99)	522,517.84	(547,860.83)	17,667,041.27	(4,069,620.36)	10,689,316.80	(4,617,481.19)	6,071,835.61							

* Billable current month expenses less any prior month YTD revenue surplus in a given URA fund (if current month billable expenses exceed prior month revenue surplus)

PHB-PDC IA Billing
IGA Budget Vs. Activity Year-To-Date

	Capital & Financial Assistance				Personal Services & Indirect				Program Income	GRAND TOTAL	
	IGA Budget	Activity YTD	Balance	%	IGA Budget	Activity YTD	Balance	%	Activity YTD	IGA Budget	Activity YTD
DTWF	514,400	-	514,400	100%	3,000	-	3,000	100%	(411,184)	517,400	(411,184)
CES	-	-	-		96,549	34,118	62,431	65%	(1,725)	96,549	32,393
OCC	3,125,352	865,556	2,259,796	72%	248,367	112,661	135,706	55%	(369,598)	3,373,719	608,620
Gateway	1,814,000	611,138	1,202,862	66%	114,081	150,074	(35,993)	-32%	(369,598)	1,928,081	761,318
Interstate	8,057,346	1,859,229	6,198,117	77%	784,758	477,607	307,151	39%	105	8,842,104	869,306
Lents	8,094,158	3,114,266	4,979,892	62%	742,676	519,799	222,877	30%	(1,467,530)	8,836,834	3,057,992
North Mac	9,234,619	5,982,947	3,251,672	35%	353,877	175,070	178,807	51%	(576,073)	9,588,496	6,163,639
River Dist	29,659,130	6,265,340	23,393,790	79%	479,019	364,320	114,699	24%	(994,486)	30,138,149	5,635,173
SPB	2,599,193	480,146	2,119,047	82%	234,473	133,102	101,371	43%	(3,758,427)	2,833,666	(3,145,179)
Total	63,098,198	19,178,621	43,919,577	70%	3,056,800	1,966,751	1,090,049	36%	(7,573,295)	66,154,998	13,572,078

PHB-PDC IGA Billing
Direct Personal Services Summary

Cost Element Text (All)

Fund Name	Project	Project Name	Employee Name	Values	
				Hours	Amount
TIF Interstate	H19032	King Parks Affordable Housing	Karl Dinkelspiel	2.40	104.25
			Kathryn Romero	0.00	(17.85)
			Marlo Medellin	2.00	98.37
	H19032 Total			4.40	184.77
	H20027	PCRI Scattered Sites - FY10 NOFA	Kathryn Romero	18.00	763.87
			Michael Prothe	17.80	901.70
			Siobain Beddow	0.00	(9.08)
	H20027 Total			35.80	1,656.49
	H34606	Killingsworth Block	Kari Hernandez	20.00	744.80
			Karl Dinkelspiel	0.00	4.14
	H34606 Total			20.00	748.94
	H37914	Housing Policy & Planning	David Sheern	44.25	2,108.30
			Karl Dinkelspiel	0.00	(0.60)
	H37914 Total			44.25	2,107.70
	H37932	HAP Affordable Ownership / Rehab	Barbara Shaw	4.00	169.92
			Kari Hernandez	4.20	156.96
			Karl Dinkelspiel	2.00	88.51
			Siobain Beddow	0.00	0.42
	H37932 Total			10.20	415.81
	H89010	Home Repair Projects	Constance Buckley	2.40	87.69
			Kari Hernandez	16.10	599.59
			Kathy Milliken	0.00	2.37
			Philip Willis-Conger	0.55	16.70
	H89010 Total			19.05	706.35
	H89020	Homebuyer Assistance	Constance Buckley	0.00	(6.74)
			Kari Hernandez	42.40	1,583.68
			Kathy Milliken	0.00	3.04
	H89020 Total			42.40	1,579.98
	H89030	Affordable Rental Housing	Barbara Shaw	14.28	871.69
			Constance Buckley	0.00	3.33
			David Sheern	0.00	7.35
			John Marshall	4.00	352.30
			Kari Hernandez	3.10	160.12
			Karl Dinkelspiel	12.77	696.01
			Kathryn Romero	1.92	154.92
			Kim McCarty		(0.45)
			Komi Kalevor	12.00	835.69
			Marlo Medellin	0.00	(13.64)
			Mary Welch	-16.00	(434.52)
			Michael Prothe	12.16	1,105.95
			Nathaniel McCoy	7.52	350.50
			Philip Willis-Conger		(0.36)
			Siobain Beddow	0.00	(5.42)
	H89030 Total			51.75	4,083.47
	H89035	Homeownership Development	Constance Buckley	11.58	734.60
			Dorothea Van Bockel	16.95	851.92
			Kathy Milliken	8.64	693.26
			Marilyn Hurtley	17.60	657.74
			Philip Willis-Conger	17.45	958.71
			Sharon Johnson	8.45	318.88
	H89035 Total			80.67	4,215.11
	H89046	PCRI Homeownership Development	John Marshall	6.00	286.28
			Kathryn Romero	0.00	(3.54)
	H89046 Total			6.00	282.74
	H89049	McCoy Apartments Rehab	John Marshall	0.00	(2.26)

PHB-PDC IGA Billing
Direct Personal Services Summary

Fund Name	Project	Project Name	Employee Name	Hours	Amount
TIF Interstate	H89049	McCoy Apartments Rehab	Michael Prothe	25.10	1,259.69
	H89049 Total			25.10	1,257.43
	H20028	Loan Servicing / Asset Management Next Generation	Constance Buckley	3.30	164.42
			Dorothea Van Bockel	0.92	42.51
			Kathryn Romero	0.00	(0.38)
	H20028 Total			4.22	206.55
	H20041	Lifeworks NW - Home Forward	John Marshall	18.20	969.02
			Karl Dinkelspiel	56.40	2,696.28
	H20041 Total			74.60	3,665.30
	H38712	Woolsey Corner Homeownership	Karl Dinkelspiel	2.00	93.45
	H38712 Total			2.00	93.45
	H80026	Grant Warehouse Housing	Karl Dinkelspiel	2.00	93.45
	H80026 Total			2.00	93.45
TIF Interstate Total				422.44	21,297.54
TIF Lents	H20023	Holgate House - NAYA	Kari Hernandez	10.80	402.91
			Marlo Medellin	1.00	36.83
			Siobain Beddow	0.00	1.73
	H20023 Total			11.80	441.47
	H20031	Beyer Court - Rose CDC	John Marshall	6.80	303.57
			Kathryn Romero	0.00	(65.76)
			Nathaniel McCoy	14.30	668.03
	H20031 Total			21.10	905.84
	H20032	Raymond Street Apartments - Rose CDC	Barbara Shaw	9.60	509.82
			John Marshall	13.20	642.02
			Kathryn Romero	0.00	(36.10)
			Nathaniel McCoy	14.80	691.43
	H20032 Total			37.60	1,807.17
	H33441	Dahila Commons Homeowner	Kathryn Romero	0.00	5.49
			Nathaniel McCoy	12.00	560.56
			Siobain Beddow	0.00	1.72
	H33441 Total			12.00	567.77
	H37914	Housing Policy & Planning	David Sheern	43.25	2,071.14
	H37914 Total			43.25	2,071.14
	H37930	HAP Scattered Sites	Barbara Shaw	0.00	(4.66)
			Kathy Milliken	32.15	1,373.97
			Siobain Beddow	0.00	0.42
	H37930 Total			32.15	1,369.73
	H89010	Home Repair Projects	Constance Buckley	2.00	93.49
			Kathy Milliken	43.66	1,922.11
			Philip Willis-Conger	0.55	16.74
	H89010 Total			46.21	2,032.34
	H89020	Homebuyer Assistance	Kari Hernandez	8.00	297.39
			Kathy Milliken	15.93	727.00
	H89020 Total			23.93	1,024.39
	H89030	Affordable Rental Housing	Constance Buckley		(0.26)
			John Marshall	4.00	352.73
			Kari Hernandez	4.64	240.21
			Karl Dinkelspiel	10.36	708.89
			Kathryn Romero	1.92	159.85
			Kathy Milliken	0.00	4.84
			Kim McCarty		(0.15)
			Komi Kalevor	4.00	278.52
			Marlo Medellin	0.00	2.34
			Mary Welch	-24.01	(651.62)
			Michael Prothe	4.86	442.50
			Nathaniel McCoy	7.52	350.50
			Philip Willis-Conger		(0.54)
			Siobain Beddow	0.00	72.26

PHB-PDC IGA Billing
Direct Personal Services Summary


Fund Name	Project	Project Name	Employee Name	Hours	Amount
TIF Lents	H89030 Total			13.29	1,960.07
	H89031	Bellrose Station / The Glen	John Marshall	0.00	0.82
			Nathaniel McCoy	1.20	56.03
	H89031 Total			1.20	56.85
	H89035	Homeownership Development	Constance Buckley	23.16	1,533.10
			Dorothea Van Bockel	25.42	1,278.76
			Kathy Milliken	7.20	577.70
			Marilyn Hurtley	8.80	328.88
			Philip Willis-Conger	26.16	1,438.10
			Sharon Johnson	16.90	637.45
	H89035 Total			107.64	5,793.99
	H20028	Loan Servicing / Asset Management Next Generation	Constance Buckley	6.90	343.82
			Dorothea Van Bockel	1.23	56.82
			Kathryn Romero	0.00	(0.38)
	H20028 Total			8.13	400.26
	H20033	PCRI Scattered Sites - 8923 SE Ellis	Siobain Beddow	0.00	(4.33)
	H20033 Total			0.00	(4.33)
TIF Lents Total				358.30	18,426.69
TIF-CES	H37914	Housing Policy & Planning	David Sheern	6.60	280.61
			Kim McCarty	3.05	219.73
	H37914 Total			9.65	500.34
	H89030	Affordable Rental Housing	David Sheern		(0.02)
			Kathryn Romero	1.92	158.68
			Komi Kalevor	4.00	278.52
			Nathaniel McCoy	5.00	233.73
			Siobain Beddow		(0.06)
	H89030 Total			10.92	670.85
	H20028	Loan Servicing / Asset Management Next Generation	Kathryn Romero	0.00	(0.38)
	H20028 Total			0.00	(0.38)
TIF-CES Total				20.57	1,170.81
TIF-ConvCtr	H37914	Housing Policy & Planning	David Sheern	21.58	1,011.15
			Karl Dinkelspiel	0.00	(0.53)
	H37914 Total			21.58	1,010.62
	H80003	Lloyd Cascadian Phase II	Karl Dinkelspiel	14.40	662.57
	H80003 Total			14.40	662.57
	H89030	Affordable Rental Housing	Barbara Shaw		(0.07)
			David Sheern		(0.02)
			John Marshall	4.00	347.96
			Karl Dinkelspiel	18.13	1,248.56
			Kathryn Romero	1.92	160.17
			Komi Kalevor	4.00	278.52
			Marlo Medellin	0.00	(2.25)
			Michael Prothe	4.86	401.31
	H89030 Total			32.91	2,434.18
	H20028	Loan Servicing / Asset Management Next Generation	Kathryn Romero	0.00	(0.38)
	H20028 Total			0.00	(0.38)
	H80002	2nd & Wasco	Karl Dinkelspiel	0.00	(1.29)
	H80002 Total			0.00	(1.29)
TIF-ConvCtr Total				68.89	4,105.70
TIF-Gateway	H37914	Housing Policy & Planning	David Sheern	18.76	985.01
			Kim McCarty	12.06	563.56
	H37914 Total			30.82	1,548.57
	H89030	Affordable Rental Housing	John Marshall	0.00	1.34
			Karl Dinkelspiel	10.36	711.15
			Kathryn Romero	0.00	2.03
			Kim McCarty		(0.07)
			Marlo Medellin		(0.10)
			Siobain Beddow		(0.06)

PHB-PDC IGA Billing
Direct Personal Services Summary

Fund Name	Project	Project Name	Employee Name	Hours	Amount
TIF-Gateway	H89030 Total			10.36	714.29
	H89034	Gateway Glisan	Constance Buckley	0.00	2.18
			John Marshall	24.20	1,203.15
			Karl Dinkelspiel	33.60	1,587.65
			Kathryn Romero	14.94	687.80
			Nathaniel McCoy	23.30	1,088.46
	H89034 Total			96.04	4,569.24
	H20017	Ventura Park - Habitat	Karl Dinkelspiel	0.00	3.47
			Kathryn Romero	0.00	5.73
	H20017 Total			0.00	9.20
TIF-Gateway Total				137.22	6,841.30
TIF-Nmac	H10543	Affordable Veterans Housing	Barbara Shaw	0.00	(7.24)
			Kathryn Romero	0.00	0.22
			Marlo Medellin	6.00	257.03
	H10543 Total			6.00	250.01
	H37914	Housing Policy & Planning	David Sheern	3.20	133.77
			Kim McCarty	50.92	2,962.69
	H37914 Total			54.12	3,096.46
	H89030	Affordable Rental Housing	Barbara Shaw	33.32	2,033.80
			Kathryn Romero	5.75	477.85
			Kim McCarty		(1.39)
			Komi Kalevor	4.00	278.52
			Marlo Medellin	29.60	1,726.59
			Mary Welch	-8.01	(217.05)
	H89030 Total			64.66	4,298.32
	H20028	Loan Servicing / Asset Management Next Generation	Kathryn Romero	0.00	(1.08)
	H20028 Total			0.00	(1.08)
TIF-Nmac Total				124.78	7,643.71
TIF-RiverDist	H37914	Housing Policy & Planning	David Sheern	19.60	829.12
			Kim McCarty	36.53	1,996.93
	H37914 Total			56.13	2,826.05
	H37936	Resource Access Ctr - Housing(TaxExempt)	Barbara Shaw	0.00	(7.91)
			Marlo Medellin	0.00	(37.72)
	H37936 Total			0.00	(45.63)
	H37937	Resource Access Ctr - AccessCtr(Taxable)	Barbara Shaw	9.60	496.65
			Marlo Medellin	0.00	(19.99)
	H37937 Total			9.60	476.66
	H37938	Blanchet House Redevelopment	Barbara Shaw	4.80	283.64
			Marlo Medellin	2.00	70.27
	H37938 Total			6.80	353.91
	H80036	Yards At Union Station	Kathryn Romero	2.00	(60.87)
			Kim McCarty	26.56	1,220.42
			Marlo Medellin	2.00	23.85
			Siobain Beddow	0.00	(84.63)
	H80036 Total			30.56	1,098.77
	H89030	Affordable Rental Housing	Barbara Shaw	33.32	2,034.77
			David Sheern		(0.56)
			John Marshall	4.00	352.25
			Kari Hernandez	4.64	240.14
			Karl Dinkelspiel	0.00	0.04
			Kathryn Romero	1.92	160.06
			Kim McCarty		(0.90)
			Komi Kalevor	12.00	835.70
			Marlo Medellin	22.20	1,295.32
			Nathaniel McCoy	7.52	350.47
			Siobain Beddow	0.00	119.94
	H89030 Total			85.60	5,387.23
	H37942	Resource Access Ctr - Shelter(Taxable)	Marlo Medellin	0.00	(17.19)

PHB-PDC IGA Billing
Direct Personal Services Summary

Fund Name	Project	Project Name	Employee Name	Hours	Amount
TIF-RiverDist	H37942 Total			0.00	(17.19)
	H20028	Loan Servicing / Asset Management Next Generation	Kathryn Romero	0.00	(0.38)
	H20028 Total			0.00	(0.38)
	H20036	1200 Tower Preservation	John Marshall	6.60	348.88
			Kari Hernandez	17.80	662.81
	H20036 Total			24.40	1,011.69
	H12030	Fairfield Apartments	Kim McCarty	0.00	(17.88)
	H12030 Total			0.00	(17.88)
	H20039	The Medford - Central City Concern	Barbara Shaw	4.00	193.70
			Marlo Medellin	1.00	49.18
	H20039 Total			5.00	242.88
	H37941	Resource Access Ctr - Shelter(TaxExempt)	Marlo Medellin	0.00	2.46
	H37941 Total			0.00	2.46
	H37943	Resource Access Ctr - Housing(Taxable)	Kathryn Romero	0.00	(0.72)
			Marlo Medellin	0.00	1.05
	H37943 Total			0.00	0.33
TIF-RiverDist Total				218.09	11,318.90
TIF-SPB	H12037	Chaucer Apartments	Michael Prothe	20.40	1,005.97
	H12037 Total			20.40	1,005.97
	H37914	Housing Policy & Planning	Kim McCarty	29.61	1,465.39
	H37914 Total			29.61	1,465.39
	H89030	Affordable Rental Housing	Barbara Shaw		(0.03)
			Kari Hernandez	4.64	240.14
			Karl Dinkelspiel	0.00	(7.61)
			Kathryn Romero	5.75	477.78
			Kim McCarty		(0.26)
			Komi Kalevor	8.00	557.17
			Marlo Medellin		(0.04)
			Mary Welch	-8.01	(217.05)
			Michael Prothe	4.86	443.13
			Siobain Beddow	0.00	110.25
	H89030 Total			15.24	1,603.48
	H34510	Section 8 Preservation	John Marshall	0.00	(22.38)
			Kathryn Romero	0.00	2.96
			Michael Prothe	13.70	746.28
	H34510 Total			13.70	726.86
	H20028	Loan Servicing / Asset Management Next Generation	Kathryn Romero	0.00	(1.08)
	H20028 Total			0.00	(1.08)
	H12027	Jefferson West Apartments	Barbara Shaw	9.60	507.90
			Karl Dinkelspiel	2.40	115.95
	H12027 Total			12.00	623.85
TIF-SPB Total				90.95	5,424.47
Grand Total				1,441.24	76,229.12



RefDocNo	FM pstg d.	Fund name
5000187101	3/13/2012	TIF Gateway
		TIF Gateway Total
5000185384	3/1/2012	TIF Interstate
5000185775	3/5/2012	TIF Interstate
5000185943	3/6/2012	TIF Interstate
5000185953	3/6/2012	TIF Interstate
5000186257	3/7/2012	TIF Interstate
5000186271	3/7/2012	TIF Interstate
5000187126	3/13/2012	TIF Interstate
5000187229	3/14/2012	TIF Interstate
5000187234	3/14/2012	TIF Interstate
5000187235	3/14/2012	TIF Interstate
5000187379	3/14/2012	TIF Interstate
5000187557	3/15/2012	TIF Interstate
5000188074	3/20/2012	TIF Interstate
5000188079	3/20/2012	TIF Interstate
5000188689	3/23/2012	TIF Interstate
5000188704	3/23/2012	TIF Interstate
5000188711	3/23/2012	TIF Interstate
5000188721	3/23/2012	TIF Interstate
		TIF Interstate Total
5000185642	3/2/2012	TIF Lents
5000185642	3/2/2012	TIF Lents
5000185943	3/6/2012	TIF Lents
5000186506	3/8/2012	TIF Lents
1900059237	3/14/2012	TIF Lents
1900059237	3/14/2012	TIF Lents
1900059237	3/14/2012	TIF Lents
5000187229	3/14/2012	TIF Lents
5000187234	3/14/2012	TIF Lents
5000187379	3/14/2012	TIF Lents
5000188326	3/21/2012	TIF Lents
5000188534	3/22/2012	TIF Lents
5000188537	3/22/2012	TIF Lents
5000188702	3/23/2012	TIF Lents
		TIF Lents Total
5000186043	3/6/2012	TIF North Macadam
		TIF North Macadam Total
		Grand Total

Note: Transactions in italics are technical corrections that n



PHB-PDC IGA Billing
Indirect Personal Services Summary

Fund Name	Employee Name	Hours	Salary & Benefits
TIF	Mary Welch	59.95	1,745.49
	Thaoanh Doan	84.00	3,714.30
	Letimya Clayton	28.00	1,469.00
	Antoinette Pietka	83.40	4,753.33
	Kathleen Allen	107.94	6,997.17
	Donna Lewis	84.00	2,502.49
	Anna Benson	84.00	4,349.53
	Anna Shook	36.83	1,822.74
	Piset Sao	83.99	2,657.02
	Michael Johnson	71.00	4,695.97
	Alissa Mahar	83.94	5,752.27
	Paul Stewart	61.50	3,327.63
	Jacob Fox	108.00	7,309.64
	Maileen Hamto	84.00	3,876.82
	Kathy Anderson Peoples	12.00	505.76
	Javier Mena	84.05	4,767.98
	Charlie Chau	73.16	3,393.08
	Louise Glur	83.90	4,536.10
	Lynnette Jackson	72.30	3,007.17
	Komi Kalevor	24.00	1,664.78
	Stella Martinez	24.00	1,166.58
	Andrea Matthiessen	32.40	1,712.88
	Daniel Ledezma	108.00	6,029.61
	Connor McDonnell	10.15	184.35
	Alice Williams	43.20	1,700.24
	Dorothea Van Bockel	11.90	532.30
Traci Manning	84.00	5,780.13	
Siobain Beddow	83.50	4,475.56	
Grand Total		1,807.11	94,429.92

PHB-PDC IGA Billing
Indirect Cost Allocation Worksheet


Indirect Personal Services Expenses This Period	94,429.92
--------------------------------------------------------	-----------

Direct Personal Services Expenses This Period	76,229.12
------------------------------------------------------	-----------

Indirect Support Costs Billable This Period*	57,324.30
-----------------------------------------------------	-----------

	Direct Personal Services This Period	% Of Total	Indirect Support Costs By URA	Indirect Personal Svcs Costs By URA
Central Eastside	1,170.81	1.5%	880.45	1,450.36
Convention Center	4,105.70	5.4%	3,087.49	5,085.99
Downtown Waterfront	-	0.0%	-	-
Gateway	6,841.30	9.0%	5,144.66	8,474.76
Interstate	21,297.54	27.9%	16,015.75	26,382.63
Lents	18,426.69	24.2%	13,856.87	22,826.33
North Macadam	7,643.71	10.0%	5,748.07	9,468.76
River District	11,318.90	14.8%	8,511.81	14,021.45
South Park Blocks	5,424.47	7.1%	4,079.20	6,719.64
Total	76,229.12		57,324.30	94,429.92

*Calculated at 75.2% (HUD-approved indirect cost rate for PHB) of direct personal services



PHB-PDC IGA Billing
Program Revenue Detail

RefDocNo	FM psig d.	Fund name	Pynt Bdgt	Funds center name	Cl text	Funded Program	Description of Funded Program	Text
3700024069	3/1/2012	TIF Central Eastside	(123.64)	Housing Finance	Loan repayments	NON-PROGRAM	NON-PROGRAM	38480-06
3700024069	3/1/2012	TIF Central Eastside	(58.93)	Housing Finance	Interest Income	NON-PROGRAM	NON-PROGRAM	38480-06
		TIF Central Eastside Total	(182.57)					
5200005333	3/13/2012	TIF Convention Cntr	(3,156.95)	Housing Finance	Loan repayments	NON-PROGRAM	NON-PROGRAM	38615-10
5200005333	3/13/2012	TIF Convention Cntr	(2,049.24)	Housing Finance	Interest Income	NON-PROGRAM	NON-PROGRAM	38615-10
		TIF Convention Cntr Total	(5,206.19)					
5200005282	3/5/2012	TIF Dwtwn Wtrfrnt	(906.15)	Housing Finance	Loan repayments	NON-PROGRAM	NON-PROGRAM	38348-04
5200005282	3/5/2012	TIF Dwtwn Wtrfrnt	(899.99)	Housing Finance	Interest Income	NON-PROGRAM	NON-PROGRAM	38348-04
3700024194	3/7/2012	TIF Dwtwn Wtrfrnt	(1,811.85)	Housing Finance	Loan repayments	NON-PROGRAM	NON-PROGRAM	38107-99
3700024194	3/7/2012	TIF Dwtwn Wtrfrnt	(1,022.89)	Housing Finance	Interest Income	NON-PROGRAM	NON-PROGRAM	38107-99
3700024378	3/14/2012	TIF Dwtwn Wtrfrnt	(1,966.85)	Housing Finance	Loan repayments	NON-PROGRAM	NON-PROGRAM	38304-02
3700024378	3/14/2012	TIF Dwtwn Wtrfrnt	(4,277.59)	Housing Finance	Loan repayments	NON-PROGRAM	NON-PROGRAM	38114-99
3700024378	3/14/2012	TIF Dwtwn Wtrfrnt	(7,155.15)	Housing Finance	Loan repayments	NON-PROGRAM	NON-PROGRAM	38024-97
3700024378	3/14/2012	TIF Dwtwn Wtrfrnt	(1,500.65)	Housing Finance	Interest Income	NON-PROGRAM	NON-PROGRAM	38304-02
3700024378	3/14/2012	TIF Dwtwn Wtrfrnt	(13,356.41)	Housing Finance	Interest Income	NON-PROGRAM	NON-PROGRAM	38114-99
3700024378	3/14/2012	TIF Dwtwn Wtrfrnt	(1,252.60)	Housing Finance	Interest Income	NON-PROGRAM	NON-PROGRAM	38024-97
3700024378	3/14/2012	TIF Dwtwn Wtrfrnt	(25,691.88)	Housing Finance	Loan repayments	NON-PROGRAM	NON-PROGRAM	38523-07
5200005411	3/26/2012	TIF Dwtwn Wtrfrnt	(3,168.12)	Housing Finance	Interest Income	NON-PROGRAM	NON-PROGRAM	38523-07
5200005411	3/26/2012	TIF Dwtwn Wtrfrnt	(3,270.37)	Housing Finance	Loan repayments	NON-PROGRAM	NON-PROGRAM	13574-97
5200005429	3/28/2012	TIF Dwtwn Wtrfrnt	(2,800.73)	Housing Finance	Interest Income	NON-PROGRAM	NON-PROGRAM	13574-97
		TIF Dwtwn Wtrfrnt Total	(69,081.23)					
3700024098	3/2/2012	TIF Interstate	(500.00)	Neighborhood Housing	Service fee	NON-PROGRAM	NON-PROGRAM	107222
5200005270	3/2/2012	TIF Interstate	(21.00)	Housing Finance	Service fee	NON-PROGRAM	NON-PROGRAM	106896-11
5200005270	3/2/2012	TIF Interstate	(143,175.00)	Housing Finance	Loan repayments	NON-PROGRAM	NON-PROGRAM	106896-11
5200005270	3/2/2012	TIF Interstate	(40.00)	Housing Finance	Miscellaneous Refund	NON-PROGRAM	NON-PROGRAM	106896-11
5200005270	3/2/2012	TIF Interstate	(78.15)	Neighborhood Housing	Loan repayments	NON-PROGRAM	NON-PROGRAM	104538
5200005270	3/2/2012	TIF Interstate	(64.56)	Neighborhood Housing	Interest Income	NON-PROGRAM	NON-PROGRAM	104538
5200005298	3/7/2012	TIF Interstate	(21.00)	Housing Finance	Service fee	NON-PROGRAM	NON-PROGRAM	106896-11
5200005298	3/7/2012	TIF Interstate	(145,175.00)	Housing Finance	Loan repayments	NON-PROGRAM	NON-PROGRAM	106896-11
5200005298	3/7/2012	TIF Interstate	(40.00)	Housing Finance	Miscellaneous Refund	NON-PROGRAM	NON-PROGRAM	106896-11
5200005326	3/12/2012	TIF Interstate	(47.23)	Neighborhood Housing	Loan repayments	NON-PROGRAM	NON-PROGRAM	104881
5200005326	3/12/2012	TIF Interstate	(40.04)	Neighborhood Housing	Interest Income	NON-PROGRAM	NON-PROGRAM	104881
52000053326	3/12/2012	TIF Interstate	(21.00)	Housing Finance	Service fee	NON-PROGRAM	NON-PROGRAM	106896-11
5200005333	3/13/2012	TIF Interstate	(132,175.00)	Housing Finance	Loan repayments	NON-PROGRAM	NON-PROGRAM	106896-11
5200005333	3/13/2012	TIF Interstate	(40.00)	Housing Finance	Miscellaneous Refund	NON-PROGRAM	NON-PROGRAM	106896-11
5200005333	3/13/2012	TIF Interstate	(51.61)	Neighborhood Housing	Loan repayments	NON-PROGRAM	NON-PROGRAM	104817
5200005333	3/13/2012	TIF Interstate	(41.54)	Neighborhood Housing	Interest Income	NON-PROGRAM	NON-PROGRAM	104665
5200005333	3/13/2012	TIF Interstate	(71.58)	Neighborhood Housing	Loan repayments	NON-PROGRAM	NON-PROGRAM	104665
5200005348	3/14/2012	TIF Interstate	(0.86)	Neighborhood Housing	Loan repayments	NON-PROGRAM	NON-PROGRAM	104665
5200005348	3/14/2012	TIF Interstate	(51.56)	Neighborhood Housing	Interest Income	NON-PROGRAM	NON-PROGRAM	104665
5200005378	3/20/2012	TIF Interstate	(3.42)	Neighborhood Housing	Penalty	NON-PROGRAM	NON-PROGRAM	106000
5200005378	3/20/2012	TIF Interstate	(16.60)	Neighborhood Housing	Loan repayments	NON-PROGRAM	NON-PROGRAM	106000
5200005378	3/20/2012	TIF Interstate	(48.46)	Neighborhood Housing	Interest Income	NON-PROGRAM	NON-PROGRAM	106000

PHB-PDC IGA Billing
Program Revenue Detail

RefDocNo	FM psstg d.	Fund name	Pymt Bdgct	Funds center name	Cl text	Funded Program	Description of Funded Program	Text
3700024669	3/21/2012	TIF Interstate	(500.00)	Neighborhood Housing	Service fee	NON-PROGRAM	NON-PROGRAM	107223
3700024669	3/21/2012	TIF Interstate	(500.00)	Neighborhood Housing	Service fee	NON-PROGRAM	NON-PROGRAM	107226
5200005388	3/21/2012	TIF Interstate	(21.00)	Housing Finance	Service fee	NON-PROGRAM	NON-PROGRAM	38630-10
5200005388	3/21/2012	TIF Interstate	(168,129.23)	Housing Finance	Loan repayments	NON-PROGRAM	NON-PROGRAM	38630-10
5200005388	3/21/2012	TIF Interstate	(40.00)	Housing Finance	Miscellaneous Refund	NON-PROGRAM	NON-PROGRAM	38630-10
3700024819	3/26/2012	TIF Interstate	(2,406.00)	Housing Finance	Loan repayments	NON-PROGRAM	NON-PROGRAM	38502-07
3700024913	3/26/2012	TIF Interstate	(2,430.06)	Housing Finance	Loan repayments	NON-PROGRAM	NON-PROGRAM	38502-07
5200005411	3/26/2012	TIF Interstate	(4.69)	Neighborhood Housing	Penalty	NON-PROGRAM	NON-PROGRAM	104739
5200005411	3/26/2012	TIF Interstate	(54.26)	Neighborhood Housing	Loan repayments	NON-PROGRAM	NON-PROGRAM	104739
5200005411	3/26/2012	TIF Interstate	(54.44)	Neighborhood Housing	Loan repayments	NON-PROGRAM	NON-PROGRAM	104739
5200005411	3/26/2012	TIF Interstate	(39.52)	Neighborhood Housing	Interest Income	NON-PROGRAM	NON-PROGRAM	104739
5200005411	3/26/2012	TIF Interstate	(39.34)	Neighborhood Housing	Interest Income	NON-PROGRAM	NON-PROGRAM	104739
5200005411	3/26/2012	TIF Interstate	(138.12)	Neighborhood Housing	Interest Income	NON-PROGRAM	NON-PROGRAM	104783
3700024750	3/27/2012	TIF Interstate	(500.00)	Neighborhood Housing	Service fee	NON-PROGRAM	NON-PROGRAM	107240
TIF Interstate Total								
(596,580.27)								
3700024267	3/6/2012	TIF Lents	(250.00)	Neighborhood Housing	Service fee	NON-PROGRAM	NON-PROGRAM	104715
5200005288	3/6/2012	TIF Lents	(21.00)	Housing Finance	Service fee	NON-PROGRAM	NON-PROGRAM	106951-11
5200005288	3/6/2012	TIF Lents	(115,000.00)	Housing Finance	Loan repayments	NON-PROGRAM	NON-PROGRAM	106951-11
5200005288	3/6/2012	TIF Lents	(40.00)	Housing Finance	Miscellaneous Refund	NON-PROGRAM	NON-PROGRAM	106951-11
5200005288	3/6/2012	TIF Lents	(25.71)	Neighborhood Housing	Loan repayments	NON-PROGRAM	NON-PROGRAM	103496
5200005288	3/6/2012	TIF Lents	(10.89)	Neighborhood Housing	Interest Income	NON-PROGRAM	NON-PROGRAM	103496
5200005326	3/12/2012	TIF Lents	(66.24)	Neighborhood Housing	Loan repayments	NON-PROGRAM	NON-PROGRAM	104453
5200005326	3/12/2012	TIF Lents	(0.15)	Neighborhood Housing	Loan repayments	NON-PROGRAM	NON-PROGRAM	104453
5200005326	3/12/2012	TIF Lents	(70.61)	Neighborhood Housing	Interest Income	NON-PROGRAM	NON-PROGRAM	104453
5200005363	3/16/2012	TIF Lents	(5.52)	Neighborhood Housing	Penalty	NON-PROGRAM	NON-PROGRAM	104146
5200005363	3/16/2012	TIF Lents	(60.03)	Neighborhood Housing	Loan repayments	NON-PROGRAM	NON-PROGRAM	104146
5200005363	3/16/2012	TIF Lents	(18.40)	Neighborhood Housing	Loan repayments	NON-PROGRAM	NON-PROGRAM	104894
5200005363	3/16/2012	TIF Lents	(2.14)	Neighborhood Housing	Loan repayments	NON-PROGRAM	NON-PROGRAM	104894
5200005363	3/16/2012	TIF Lents	(45.45)	Neighborhood Housing	Interest Income	NON-PROGRAM	NON-PROGRAM	104146
5200005363	3/16/2012	TIF Lents	(24.48)	Neighborhood Housing	Interest Income	NON-PROGRAM	NON-PROGRAM	104894
5200005419	3/27/2012	TIF Lents	(79.02)	Neighborhood Housing	Loan repayments	NON-PROGRAM	NON-PROGRAM	104979
5200005419	3/27/2012	TIF Lents	(20.98)	Neighborhood Housing	Interest Income	NON-PROGRAM	NON-PROGRAM	104979
3100197268	3/31/2012	TIF Lents	(21.00)	Housing Finance	Service fee	NON-PROGRAM	NON-PROGRAM	106951-11
3100197268	3/31/2012	TIF Lents	(40.00)	Housing Finance	Miscellaneous Refund	NON-PROGRAM	NON-PROGRAM	106951-11
TIF Lents Total								
(115,801.62)								
5200005261	3/1/2012	TIF River District	(1,525.42)	Housing Finance	Loan repayments	NON-PROGRAM	NON-PROGRAM	38328-03
5200005261	3/1/2012	TIF River District	(974.58)	Housing Finance	Interest Income	NON-PROGRAM	NON-PROGRAM	38328-03
3700024164	3/6/2012	TIF River District	(2,132.11)	Housing Finance	Loan repayments	NON-PROGRAM	NON-PROGRAM	38387-04
3700024164	3/6/2012	TIF River District	(3,990.77)	Housing Finance	Interest Income	NON-PROGRAM	NON-PROGRAM	38387-04
5200005307	3/8/2012	TIF River District	(13,884.78)	Housing Finance	Loan repayments	NON-PROGRAM	NON-PROGRAM	38208-00
5200005307	3/8/2012	TIF River District	(10,360.32)	Housing Finance	Interest Income	NON-PROGRAM	NON-PROGRAM	38208-00
5200005307	3/8/2012	TIF River District	(2,678.86)	Housing Finance	Interest Income	NON-PROGRAM	NON-PROGRAM	38446-05
5200005411	3/26/2012	TIF River District	(108,897.00)	Housing Finance	Interest Income	NON-PROGRAM	NON-PROGRAM	38329-03

PHB-PDC IGA Billing
 Program Revenue Detail

RefDocNo	FM/psfng d.	Fund name	Pymt Bdg	Funds center name	Cl text	Funded Program	Description of Funded Program	Text
		TIF River District Total	(144,443.84)					
5200005315	3/9/2012	TIF South Park Block	(121.52)	Neighborhood Housing	Loan repayments	NON-PROGRAM	NON-PROGRAM	100552-11
5200005315	3/9/2012	TIF South Park Block	(13.13)	Neighborhood Housing	Loan repayments	NON-PROGRAM	NON-PROGRAM	100552-11
5200005315	3/9/2012	TIF South Park Block	(65.35)	Neighborhood Housing	Interest Income	NON-PROGRAM	NON-PROGRAM	100552-11
5200005326	3/12/2012	TIF South Park Block	(3,014.18)	Housing Finance	Loan repayments	NON-PROGRAM	NON-PROGRAM	38105-99
5200005326	3/12/2012	TIF South Park Block	(2,235.82)	Housing Finance	Interest Income	NON-PROGRAM	NON-PROGRAM	38105-99
5200005326	3/12/2012	TIF South Park Block	(184.30)	Neighborhood Housing	Loan repayments	NON-PROGRAM	NON-PROGRAM	100711-11
5200005326	3/12/2012	TIF South Park Block	(97.46)	Neighborhood Housing	Interest Income	NON-PROGRAM	NON-PROGRAM	100711-11
		TIF South Park Block Total	(5,731.76)					
		Grand Total	(937,027.48)					

