

# 2010 Transportation Safety Report to Council



# February 16, 2010 Summit Goals

1. Safety Update
2. HB 2001 Projects  
(Statewide gas tax funds)
3. Strengthen Safety Efforts



# What We Did

## 1. Introductory Presentation

- Sam Adams, Mayor
- Sue Keil, PBOT Director
- Rosie Sizer, Chief of Police
- Jason Tell, ODOT Region 1 Manager
- Fred Hansen, TriMet General Manager
- Erin Jansenns, Portland Fire Marshall

## 2. District Coalition Breakout Sessions

- High Crash Corridors
- Safe Routes to School
- Pedestrian Safety
- Bicycle Safety

# Portland's Approach to Safety

## Strategic Partnerships

- Police
- Transportation
- ODOT
- Schools
- Neighborhoods
- Businesses
- TriMet
- Courts
- Elders in Action
- PSU
- Trauma Nurses
- Bicycle Transportation Alliance
- Willamette Pedestrian Coalition
- Metro





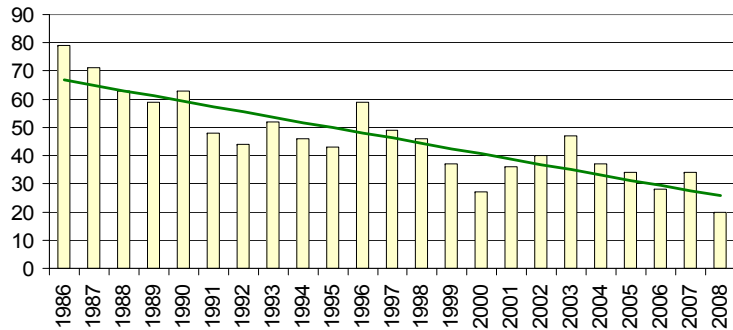
# Portland's Approach to Safety

## Strategic Investments

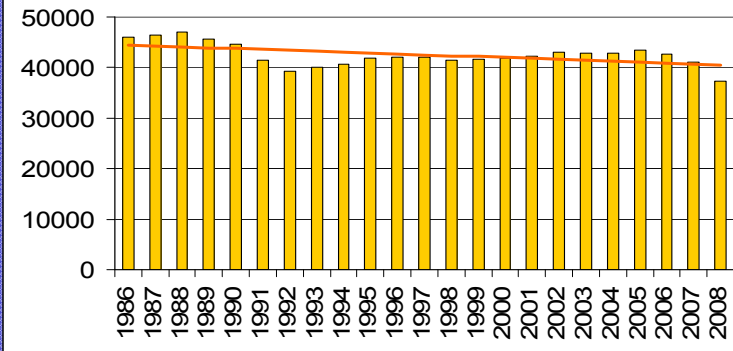
- One-time General Fund Projects
  - ✓ Pedestrian islands on high crash corridors (82<sup>nd</sup>, Foster, Powell, Barber, 122<sup>nd</sup>)
- Prioritized Federal Funding
  - ✓ Sandy Blvd., Burnside
- ***Safe Sound and Green*** Priorities
  - ✓ 15 miles of bicycle boulevards
- PBOT/BES Green Street Partnerships
  - ✓ SE Spokane bicycle boulevard

# Safety Accomplishments

PORTLAND: TOTAL TRAFFIC FATALITIES  
1986 - 2008



USA: TOTAL TRAFFIC FATALITIES  
1986 - 2008



## Safety is Improving for Everyone

**Traffic Fatalities** per  
100,000 residents in  
Portland:

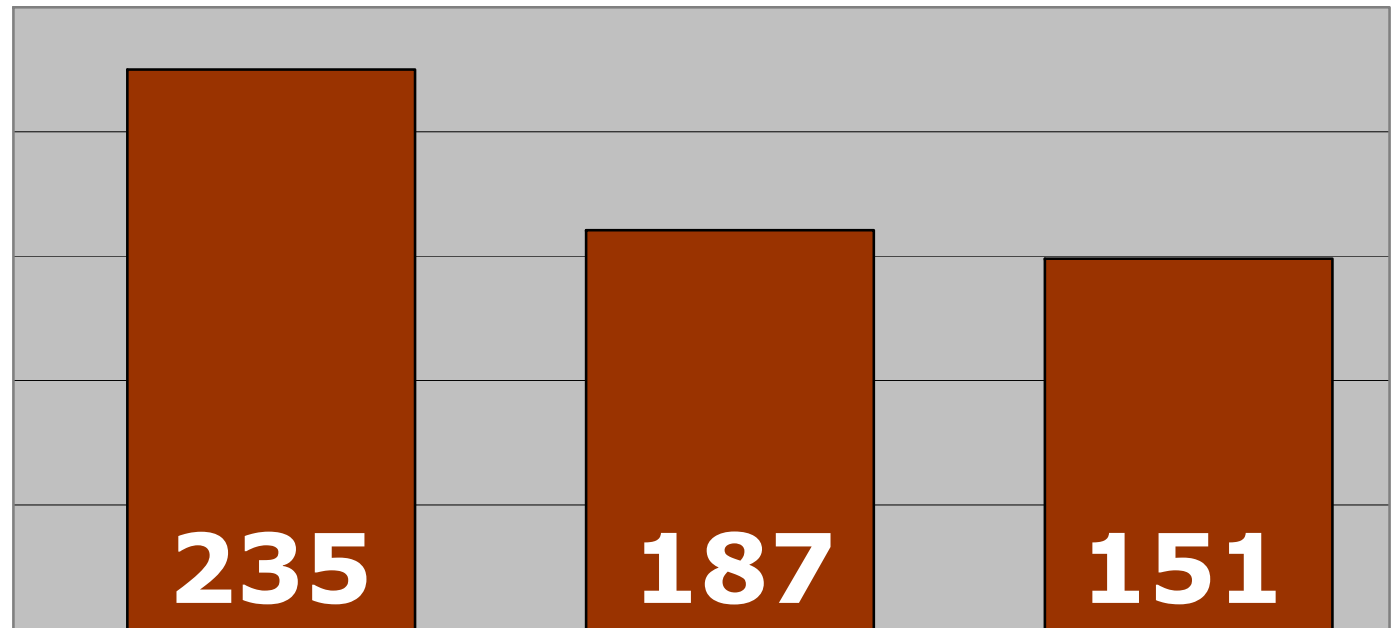
- **Going down 6 times faster than USA**
- Going down 3 times faster than State of Oregon

# Safety Accomplishments

- 75% reduction in motor vehicle fatalities – last ten years
- Lowest number of pedestrian fatalities ever – 2008
- No bicycle fatalities – 4 of last 10 years
- 2.5-fold decrease in children involved in bicycle and pedestrian crashes – over last 15 years

# Safety Accomplishments

**Total Portland Traffic Fatalities**



	1994-1998	1999-2003	2004-2008
Total Fatalities	235	187	151
Economic Costs	\$899,886,400	\$643,602,000	\$595,064,300

# Safety Challenges

- Most motorcycle fatalities in over a decade – 2009 (10 of last 15 fatalities have been single vehicle)
- Speed, DUII major factors in crashes citywide
- DUII injuries and fatalities are not declining
- 2010 increase in Pedestrian serious injuries and fatalities



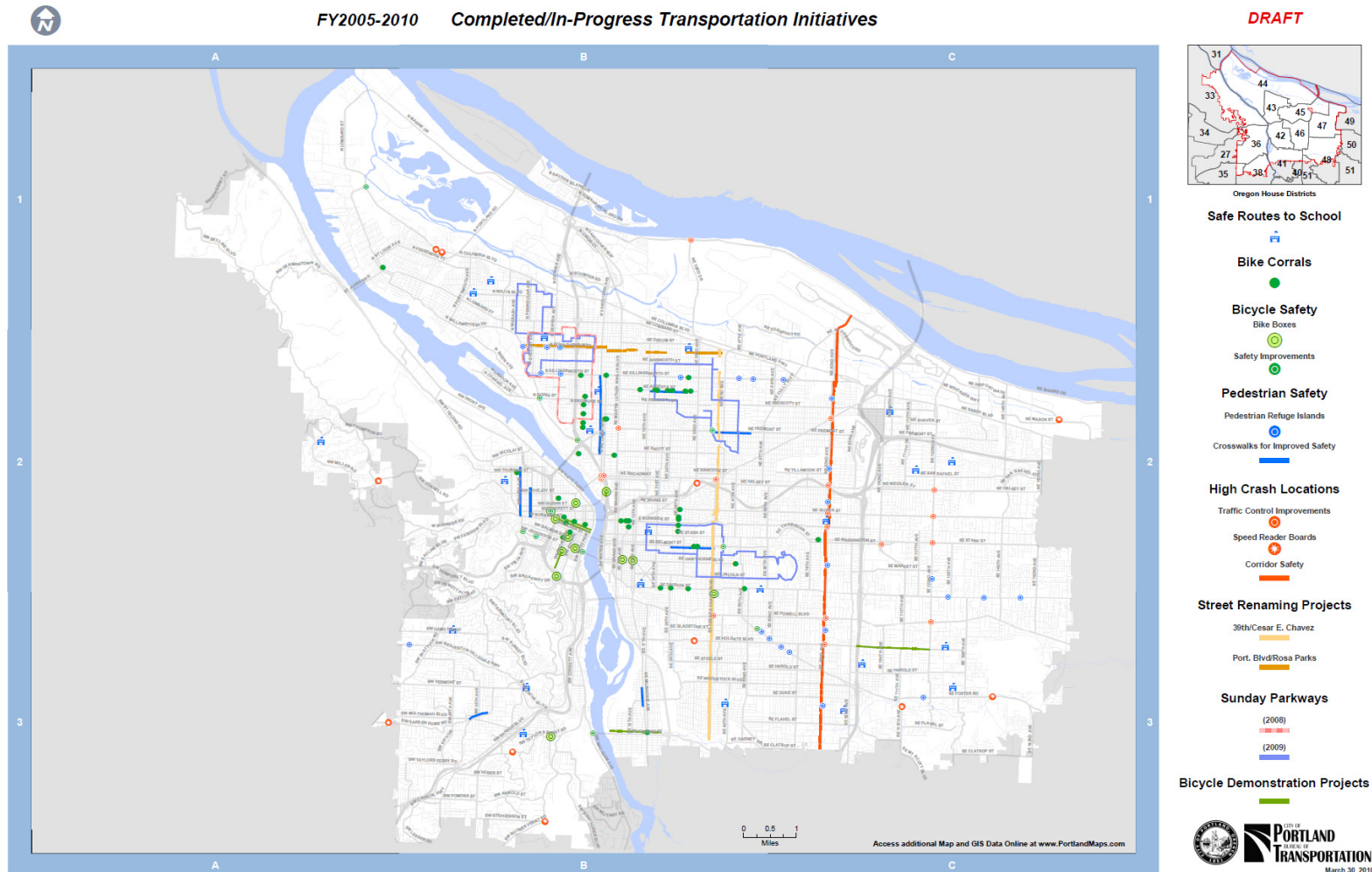
# Safety Challenges - Pedestrians

Working with Mayor Adams, we have responded to the increase in Pedestrian injuries and fatalities:

- SE Foster at SE 80th innovative technology pedestrian treatment
- Green curb extensions
- 2010 – 2011 budget
  - ✓ Pedestrian improvements
    - Crossing improvements
    - Sidewalks

# Transportation Initiatives

## Safe, Sound and Green Projects



# Safety Challenges

*Despite our efforts, too many Portlanders are being injured and killed needlessly due to inadequate funding for identified safety improvements*

## **Allocation for Safety Total FY 2010/11 & FY 2011/12**

Pedestrian Safety:	\$16,800,000
- Arterial Sidewalks	
- Crossing Improvements	
Safe Routes to School:	\$ 440,000
Bicycle Safety:	\$ 2,000,000
High Crash Corridors:	\$ 500,000

# HB 2001: Pedestrian Improvements

## Neighborhood Selection Process

- Busy Streets Lacking Sidewalks
- Connections to Schools, Parks, Business, Transit
- Crash History
- Cost Benefit

## Focus on the Most Vulnerable

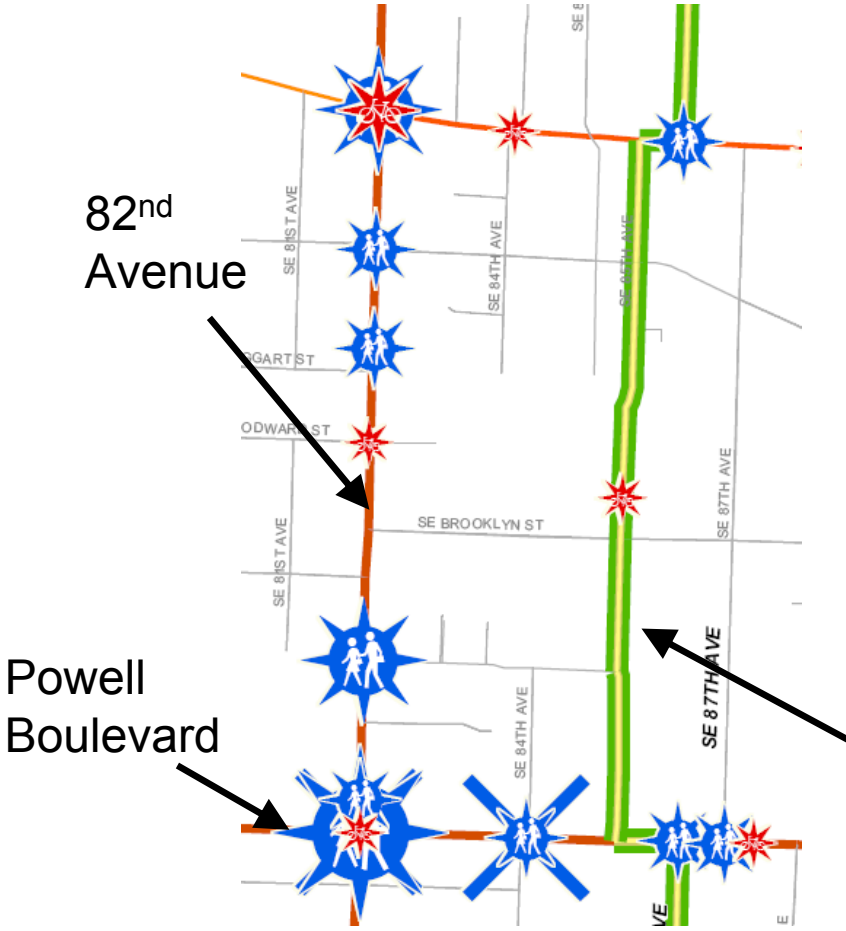
- 23% of PDX population under 18
- 13% of PDX population over 65
- People with disabilities





# **Bike Boulevard**

**providing safe neighborhood routes**



## Alternative to High Crash Corridors

- 85<sup>th</sup>-87<sup>th</sup> Bicycle Boulevard – alternative to 82<sup>nd</sup> Avenue High Crash Corridor
- SE Bush Bicycle Boulevard – alternative to Powell High Crash Corridor

## New Improvement

### 80s Bike Boulevard

# HB 2001: Bicycle Boulevards

## Portland Bicycle Boulevards

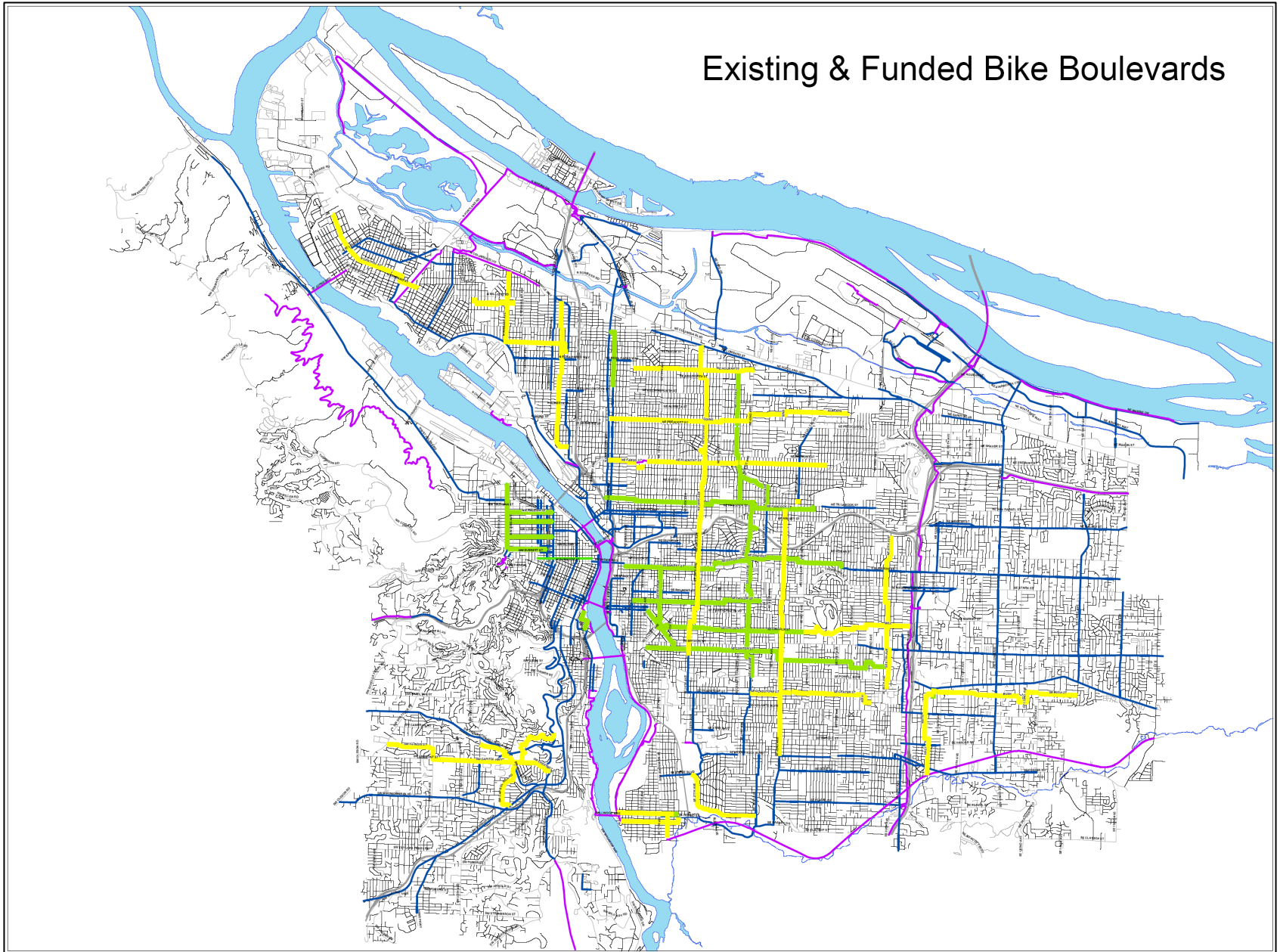
- Provide alternatives to riding in a bike lane in high crash corridors
- Connect parks, schools, businesses and transit
- Partnership between PBOT and BES



**Develop a network of neighborhood greenways to support active transportation choices**

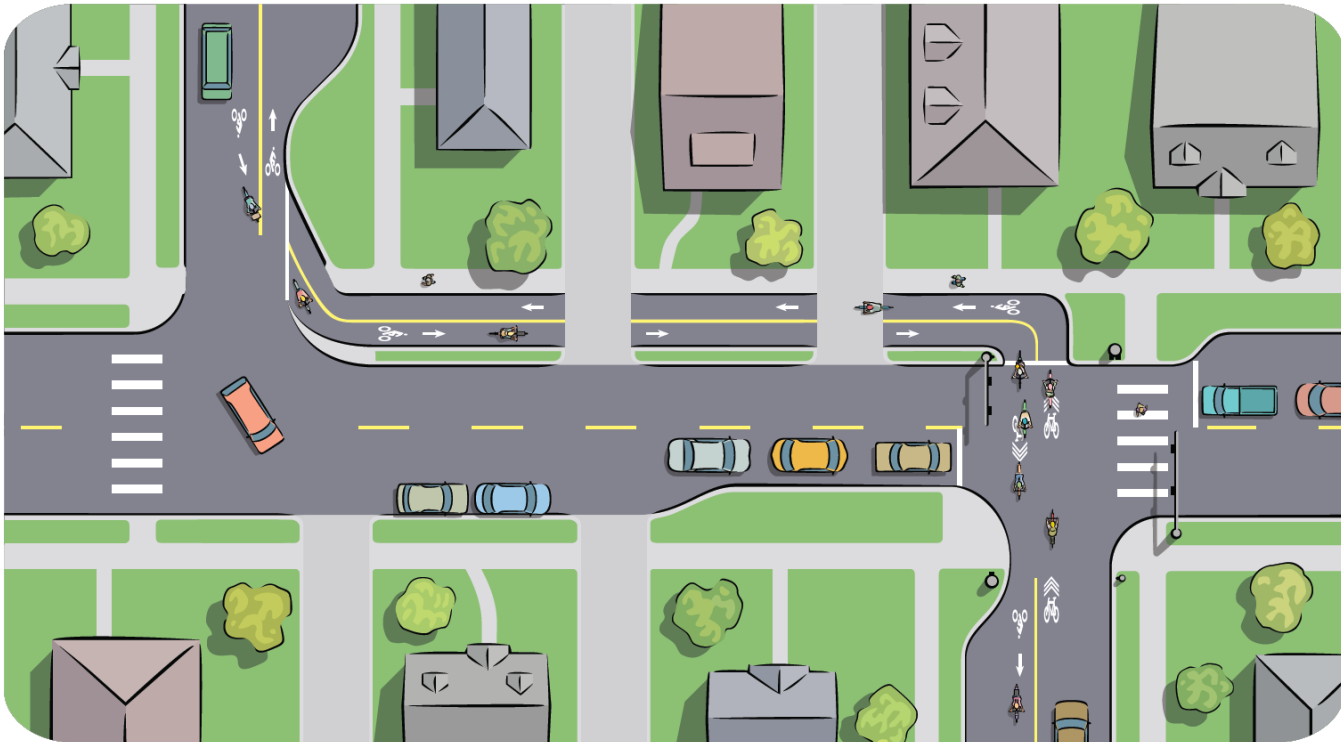
# Bike Boulevards

Existing & Funded Bike Boulevards



# HB 2001: Bicycle Improvements

## Example of Jump Start Funding





# HB 2001: High Crash Corridors

## High Crash Corridors

- Safety Program
  - ✓ Review crash history
  - ✓ Identify crash trends
  - ✓ Mitigate
    - o Short-term solutions
      - minor alterations can have significant impact
    - o Long-term solutions
      - comprehensive change takes time and funding





# HB 2001: High Crash Corridors

## High Crash Corridors

- Targeted Enforcement
  - ✓ DUII
  - ✓ Crosswalk
  - ✓ Speed
  - ✓ Distracted Driving
- Targeted Education
- Short and Long Term Engineering
- Partnerships with Neighbors and Businesses



# 82<sup>nd</sup> Ave. Safety Improvements









# Rapid Flash Beacon SE 82<sup>nd</sup> / Francis





# Powell Bike / Ped Crossings



**POWELL BOULEVARD**  
*Pavement Preservation*  
**PROJECT**



# Regional Traffic Safety Plan

- Reducing the number of traffic fatalities and injuries
- Reducing the number of bicyclists killed and injured in motor vehicle crashes
- Reducing the number of pedestrian fatalities and injuries

# TriMet

## Shelly Lomax, Ex Dir Operations

- Rider Safety
- Safe Access to Transit
  - ✓ 82nd & Jonesmore
- Sharing the Road
- Rose Quarter Improvements



# **Bicycle Transportation Alliance**

## **Gerik Kransky, Advocacy Manager**

- Safety concerns limit ridership
- Build It!
- Membership engaged in bicycle boulevard development
- Strong support for increased funding for active transportation

# **Willamette Pedestrian Coalition**

## **Stephanie Routh, Director**

- Everyone is a pedestrian
- Strong concern with safety and access
- Walkable neighborhoods are fundamental to Portland Plan
- Support sidewalk prioritization and crossing safety projects



# Safe Routes To School

## Olivia Quiroz, Community Wellness & Prevention - Multnomah County Health

**Equity**

**Safety**

**Health**



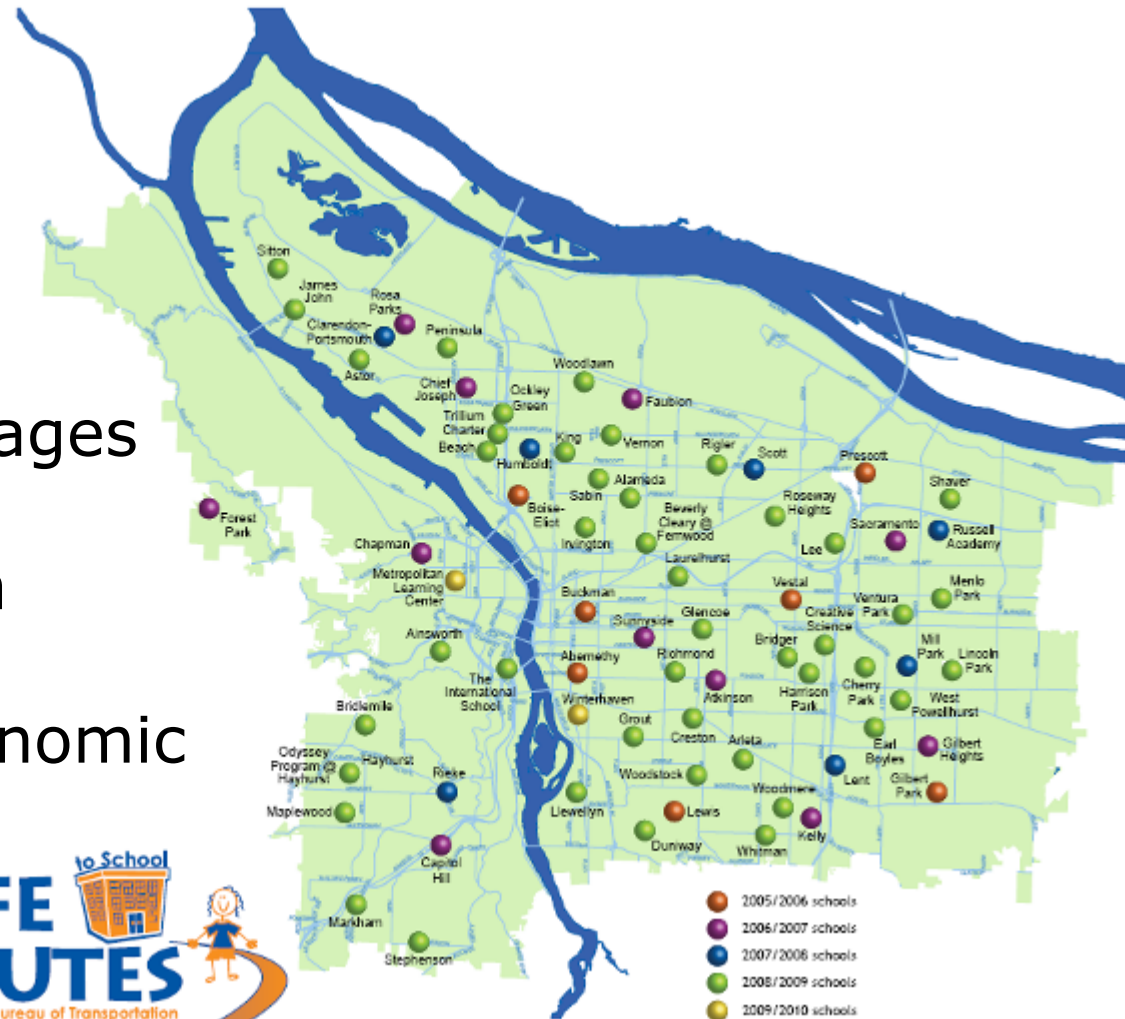
Safe Routes and HEAL partner on Walk + Bike to School Day, James John Elementary in N Portland

# Safe Routes To School

## EQUITY

In over 70 schools throughout the City

- Materials in 6 languages
- Trainings in Spanish
- Geographic and economic diversity





# Safe Routes To School



After pointing out safety concerns around their school, parents weigh in on proposed engineering improvements

# Safe Routes To School

## Students participating in the Stop + Walk program



They meet at the site of the old Clarendon Elementary and then walk together to their new K-8 school



# Safe Routes To School





# Safe Routes To School

**Laurie Paulsen, Parent & Safe Routes  
Champion, Beach Elementary, North Portland**

## **Education**

Ped. Safety

Bike Safety

## **Encouragement**

Stop + Walk

Bike Train



Pedestrian Safety class at  
Beach Elementary

# Safe Routes To School





# Safe Routes To School





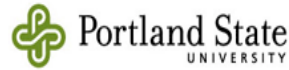
# Safe Routes To School



Pedestrian Safety class  
at Beach Elementary

# Getting to the other side of the street is a community effort

*Portland Bureau of  
Transportation*



*Metro Safety Committee*



*Elders in Action*

*Portland Business Districts*