



Housing Opportunities for Persons With AIDS (HOPWA) Program

Consolidated Annual Performance and Evaluation Report (CAPER) Measuring Performance Outcomes

OMB Number 2506-0133 (Expiration Date: 08/31/2011)

The HOPWA CAPER report for formula grantees provides annual information on program accomplishments in meeting the program's performance outcome measure: maintain housing stability; improve access to care; and reduce the risk of homelessness for low-income persons and their families living with HIV/AIDS. This information is also covered under the Consolidated Plan Management Process (CPMP) report and includes Narrative Responses and Performance Charts required under the Consolidated Planning Regulations. The public reporting burden for the collection of information is estimated to average 45 hours per manual response, or less if an automated data collection and retrieval system is in use, along with 68 hours for record keeping, including the time for reviewing instructions, searching existing data sources, gathering and maintaining the data needed, and completing and reviewing the collection of information. Grantees are required to report on the activities undertaken only, thus there may be components of these reporting requirements that may not be applicable. This agency may not conduct or sponsor, and a person is not required to respond to a collection of information unless that collection displays a valid OMB control number.

Overview. The Consolidated Annual Performance and Evaluation Report (CAPER) provides annual performance reporting on client outputs and outcomes that enables an assessment of grantee performance in achieving the housing stability outcome measure. The CAPER, in conjunction with the Integrated Disbursement Information System (IDIS), fulfills statutory and regulatory program reporting requirements and provides the grantee and HUD with the necessary information to assess the overall program performance and accomplishments against planned goals and objectives

HOPWA formula grantees are required to submit a CAPER, and complete annual performance information for all activities undertaken during each program year in the IDIS, demonstrating coordination with other Consolidated Plan resources. HUD uses the CAPER and IDIS data to obtain essential information on grant activities, project sponsors, housing sites, units and households, and beneficiaries (which includes racial and ethnic data on program participants). The Consolidated Plan Management Process tool (CPMP) provides an optional tool to integrate the reporting of HOPWA specific activities with other planning and reporting on Consolidated Plan activities.

The revisions contained within this edition are designed to accomplish the following: (1) provide for an assessment of unmet need; (2) streamline reporting sources and uses of leveraged resources; (3) differentiate client outcomes for temporary/short-term and permanent facility-based assistance; (4) clarify indicators for short-term efforts and reducing the risk of homelessness; and (5) clarify indicators for Access to Care and Support for this special needs population. In addition, grantees are requested to comply with the Federal Funding Accountability and Transparency Act 2006 (Public Law 109-282) which requires federal grant recipients to provide general information for all entities (including subrecipients) receiving \$25,000+ in federal funds.

Table of Contents

PART 1: Executive Summary

1. Grantee Information
2. Project Sponsor Information
3. Contractor(s) or Subcontractor(s) Information
 - A. Grantee and Community Overview
 - B. Annual Performance under the Action Plan
 - C. Barriers or Trends Overview
 - D. Assessment of Unmet Housing Needs

PART 2: Sources of Leveraging

PART 3: Accomplishment Data

PART 4: Summary of Performance Outcomes

1. Housing Stability: Permanent Housing and Related Facilities
2. Prevention of Homelessness: Short-Term Housing Payments
3. Access to Care and Support: Housing Assistance with Supportive Services

PART 5: Worksheet - Determining Housing Stability Outcomes

PART 6: Certification of Continued Use for HOPWA Facility-Based Stewardship Units (Only)

Central Contractor Registration (CCR): *This is a new reporting requirement effective October 1, 2009.* The primary registrant database for the U.S. Federal Government; CCR collects, validates, stores, and disseminates data in support of agency acquisition missions, including Federal agency contract and assistance awards. Both current and potential federal government registrants are required to register in CCR in order to be awarded contracts by the federal government. Registrants must update or renew their registration at least once per year to maintain an active status. Although recipients of direct federal contracts and grant awards have been required to be registered with CCR since 2003, this requirement is now being extended to indirect recipients of federal funds with the passage of ARRA. Per ARRA (American Recovery and Reinvestment Act) and FFATA (Federal Funding Accountability and Transparency Act) federal regulations, all sub-grantees or subcontractors receiving federal grant awards or contracts must have a DUNS (Data Universal Numbering System) Number and be registered with the CCR (Central Contractor Registration).

Continued Use Periods. Grantees that use HOPWA funds for new construction, acquisition, or substantial rehabilitation are required to operate their facilities for ten years for HOPWA-eligible beneficiaries. For the years in which grantees do not receive and expend HOPWA funding for these activities, the grantee must submit an Annual Certification of Continued Project Operation throughout the required use periods. This certification is included in Part 5 in CAPER.

Final Assembly of Report. After the entire report is assembled, please number each page sequentially.

Filing Requirements. Within 90 days of the completion of each program year, grantees must submit their completed CAPER to the CPD Director in the grantee's State or Local HUD Field Office, and to the HOPWA Program Office: Office of HIV/AIDS Housing, Room 7212, U.S. Department of Housing and Urban Development, 451 Seventh Street, SW, Washington, D.C. 20410.

Definitions: Facility-Based Housing Assistance: All HOPWA housing expenditures which provide support to facilities, including community residences, SRO dwellings, short-term or transitional facilities, project-based units, master leased units, scattered site units leased by the organization, and other housing facilities approved by HUD.

Grassroots Organization: An organization headquartered in the local community where it provides services; has a social services budget of \$300,000 or less annually; and six or fewer full-time equivalent employees. Local affiliates of national or larger organizations are not considered "grassroots."

Housing Assistance Total: The non-duplicated number of households receiving housing subsidies and residing in units of facilities that were dedicated to persons living with HIV/AIDS and their families that were supported with HOPWA or leveraged funds during this operating year.

In-kind Leveraged Resources: These involve additional types of support provided to assist HOPWA beneficiaries such as volunteer services, materials, use of equipment and building space. The actual value of the support can be the contribution of professional services, based on customary rates for this specialized support, or actual costs contributed from other leveraged resources. In determining a rate for the contribution of volunteer time and services, use the rate established in HUD notices, such as the rate of ten dollars per hour. The value of any donated material, equipment, building, or lease should be based on the fair market value at time of donation. Related documentation can be from recent bills of sales, advertised prices, appraisals, or other information for comparable property similarly situated.

Leveraged Funds: The amount of funds expended during the operating year from non-HOPWA federal, state, local, and private sources by grantees or sponsors in dedicating assistance to this client population. Leveraged funds or other assistance used directly in HOPWA program delivery.

Output: The number of units of housing or households that receive HOPWA housing assistance during the operating year.

Outcome: The HOPWA assisted households who have been enabled to establish or better maintain a stable living environment in housing that is safe, decent, and sanitary, (per the regulations at 24 CFR 574.310(b)) and to reduce the risks of homelessness, and improve access to HIV treatment and other health care and support. The goal that eighty percent of HOPWA clients will maintain housing stability, avoid homelessness, and access care by 2011.

Permanent Housing Placement: A supportive housing service that helps establish the household in the housing unit, including reasonable costs for security deposits not to exceed two months of rental costs).

Program Income: Gross income directly generated from the use of HOPWA funds, including repayments. See grant administration requirements on program income for state and local governments at 24 CFR 85.25, or for non-profits at 24 CFR 84.24.

Short-Term Rent, Mortgage and Utility Payments (STRMU): Subsidy or payments subject to the 21-week limited time period to prevent the homelessness of a household (e.g., HOPWA short-term rent, mortgage and utility payments).

Stewardship Units: Units developed, where HOPWA funds were used for acquisition, new construction and rehabilitation, but no longer receive operating subsidies. Report information for the units subject to the three-year use agreement if rehabilitation is non-substantial, and those subject to the ten-year use agreement if rehabilitation is substantial.

Tenant-Based Rental Assistance: (TBRA): An on-going rental housing subsidy for units leased by the client, where the amount is determined based in part on household income and rent costs. Project-based costs are considered facility-based expenditures.

Total by Type of Housing Assistance/Services: The non-duplicated households assisted in units by type of housing assistance dedicated to persons living with HIV/AIDS and their families or services provided that were supported with HOPWA and leveraged funds during the operating year

Housing Opportunities for Persons with AIDS (HOPWA) Consolidated Annual Performance and Evaluation Report - Measuring Performance Outcomes

OMB Number 2506-0133 (Expiration Date: 12/31/2010)

Part 1: Grantee Executive Summary

As applicable, complete the charts below followed by the submission of a written narrative to questions A through C, and the completion of Chart D. Chart 1 requests general grantee information and Chart 2 is to be completed for each organization selected or designated as a project sponsor, as defined by CFR 574.3. In Chart 3, indicate each subrecipient organization with a contract/agreement of \$25,000 or greater that assists grantees or project sponsors carrying out their activities. Agreements include: grants, subgrants, loans, awards, cooperative agreements, and other forms of financial assistance; and contracts, subcontracts, purchase orders, task orders, and delivery orders. These elements address requirements in the Federal Funding and Accountability and Transparency Act of 2006 (Public Law 109-282).

1. Grantee Information

HUD Grant Number ORH10F001		Operating Year for this report <i>From (mm/dd/yy) 7/1/10 To (mm/dd/yy) 6/30/11</i>		
Grantee Name Portland Housing Bureau, City of Portland				
Business Address		421 SW 6 th Ave., Suite 500		
City, County, State, Zip		Portland,	Multnomah	OR 97204
Employer Identification Number (EIN)		93-6002236		
Tax Identification Number (TIN)				
DUN & Bradstreet Number (DUNS):		966220030	Central Contractor Registration: Is the grantee's CCR status currently active? XX Yes 3FLZ8	
*Congressional District of Business Address		Congressional District 1		
*Congressional District of Primary Service Area(s)		N/A		
*Zip Code(s) of Primary Service Area(s)		N/A		
City(ies) and County(ies) of Primary Service Area(s)		N/A	N/A	
Organization's Website Address http://www.portlandonline.com/phb/index.cfm?c=26428		Does your organization maintain a waiting list? <input type="checkbox"/> Yes <input checked="" type="checkbox"/> No		
Have you prepared any evaluation report? <i>If so, please indicate its location on an Internet site (url) or attach copy.</i> NO		If yes, explain in the narrative section how this list is administered.		

2. Project Sponsor Information - Per BC no CCR# Needed

In Chart 2, provide the following information for each organization designated or selected to serve as a project sponsor, as defined by CFR 574.3.

Project Sponsor Agency Name 1. Cascade AIDS Project		Parent Company Name, if applicable		
Name and Title of Contact at Project Sponsor Agency		Kristin Kane, Director of Support Services		
Email Address		kkane@cascadeaids.org		
Business Address		208 SW Fifth Ave., Suite 800		
City, County, State, Zip,		Portland	Multnomah	OR 97204
Phone Number (with area codes)		503-223-5907		Fax Number (with area code) 503-223-7087
Employer Identification Number (EIN) or Tax Identification Number (TIN)		93-0903383		DUN & Bradstreet Number (DUNs) if applicable 180464919
Congressional District of Business Location of Sponsor		Congressional District 1		
Congressional District(s) of Primary Service Area(s)		Congressional District 3		
Zip Code(s) of Primary Service Area(s)		97213, 97201, 97227, 97202, 97230		
City(ies) and County(ies) of Primary Service Area(s)		Portland, Gresham, Milwaukie, and Beaverton, OR		Multnomah, Clackamas, and Washington Counties, OR
Total HOPWA contract amount for this Organization		\$901,978		
Organization's Website Address http://www.cascadeaids.org/		Does your organization maintain a waiting list? XX Yes <input type="checkbox"/> No		
Is the sponsor a nonprofit organization? XX Yes <input type="checkbox"/> No Please check if yes and a faith-based organization. <input type="checkbox"/> Please check if yes and a grassroots organization. <input type="checkbox"/>		If yes, explain in the narrative section how this list is administered.		

Project Sponsor Agency Name		Parent Company Name, if applicable		
2. Clark County Public Health		N/A		
Name and Title of Contact at Project Sponsor Agency	Kate Ketcham, Program Manager			
Email Address	Kate.ketcham@clark.wa.gov			
Business Address	1601 E Fourth Plain Blvd.			
City, County, State, Zip,	Vancouver,	Clark	WA	98661
Phone Number (with area codes)	360-397-8000 x 7283		Fax Number (with area code)	
			360-397-8212	
Employer Identification Number (EIN) or Tax Identification Number (TIN)	91-6001299		DUN & Bradstreet Number (DUNs) if applicable	
			030783757	
Congressional District of Business Location of Sponsor	Congressional District 1			
Congressional District(s) of Primary Service Area(s)	Brian Baird, 3 rd Congressional District			
Zip Code(s) of Primary Service Area(s)	98601, 98604, 98607, 98631, *98639*, 98642, *98648*, 98675, 98660, 98661, 98662, 98663, 98664, 98665, 98666, 98667, 98668, 98671, 98680, 98682, 98683, 98684, 98685, 98686, 98687 *Skamania County*			
City(ies) and County(ies) of Primary Service Area(s)	Vancouver, Camas, Washougal, Battle Ground, Yacolt, Amboy, Ridgefield, La Center, *North Bonneville, Carson, Stevenson*		Clark and Skamania	
	Skamania County			
Total HOPWA contract amount for this Organization	\$119,377			
Organization's Website Address	www.clark.wa.gov		Does your organization maintain a waiting list?	
			Yes XX No	
Is the sponsor a nonprofit organization? Yes XX No			If yes, explain in the narrative section how this list is administered.	
<i>Please check if yes and a faith-based organization.</i> <input type="checkbox"/>				
<i>Please check if yes and a grassroots organization.</i> <input type="checkbox"/>				

Project Sponsor Agency Name		Parent Company Name, if applicable		
3. Central City Concern		N/A		
Name and Title of Contact at Project Sponsor Agency	Sean Hubert, Director of Asset Management			
Email Address	shubert@centralcityconcern.org			
Business Address	709 NW Everett St.			
City, County, State, Zip,	Portland	Multnomah	OR	97209
Phone Number (with area codes)	503-525-8483		Fax Number (with area code)	
			503-228-1696	
Employer Identification Number (EIN) or Tax Identification Number (TIN)	93-0728816		DUN & Bradstreet Number (DUNs) if applicable	
			<input type="text" value="054344676"/>	
Congressional District of Business Location of Sponsor	Congressional District 1			
Congressional District(s) of Primary Service Area(s)	Congressional District 3			
Zip Code(s) of Primary Service Area(s)	97213			
City(ies) and County(ies) of Primary Service Area(s)	Portland		Multnomah	
Total HOPWA contract amount for this Organization	\$65,993			
Organization's Website Address http://www.centralcityconcern.org/		Does your organization maintain a waiting list? XX Yes No		
Is the sponsor a nonprofit organization? XX Yes No		If yes, explain in the narrative section how this list is administered.		
Please check if yes and a faith-based organization. <input type="checkbox"/>				
Please check if yes and a grassroots organization. <input type="checkbox"/>				

Project Sponsor Agency Name		Parent Company Name, if applicable		
4. Northwest Housing Alternatives		N/A		
Name and Title of Contact at Project Sponsor Agency	Ray Hackworth-Director, Asset Management			
Email Address	hackworth@nwhousing.org			
Business Address	2316 SE Willard St.			
City, County, State, Zip,	Milwaukie	Clackamas	OR	97222
Phone Number (with area codes)	503-654-1007 x 101		Fax Number (with area code)	
			503-654-1319	
Employer Identification Number (EIN) or Tax Identification Number (TIN)	93-0814473		DUN & Bradstreet Number (DUNs) if applicable	
			180757437	
Congressional District of Business Location of Sponsor	Congressional District 3			
Congressional District(s) of Primary Service Area(s)	Congressional District 3			
Zip Code(s) of Primary Service Area(s)	97222			
City(ies) and County(ies) of Primary Service Area(s)	Milwaukie		Clackamas	
Total HOPWA contract amount for this Organization	\$9,090			
Organization's Website Address		Does your organization maintain a waiting list?		
www.nwhousing.org		Yes XX No		
Is the sponsor a nonprofit organization? XX Yes No		If yes, explain in the narrative section how this list is administered.		
Please check if yes and a faith-based organization. <input type="checkbox"/>				
Please check if yes and a grassroots organization. <input type="checkbox"/>				

Project Sponsor Agency Name		Parent Company Name, if applicable		
5. Outside In		N/A		
Name and Title of Contact at Project Sponsor Agency	John Duke, Director of Clinic and Health Services			
Email Address	jduke@outsidein.org			
Business Address	1132 SW 13 th Ave.			
City, County, State, Zip,	Portland	Multnomah	OR	97205
Phone Number (with area codes)	503-535-3804		Fax Number (with area code) 503-535-3868	
Employer Identification Number (EIN) or Tax Identification Number (TIN)	93-0567549		DUN & Bradstreet Number (DUNs) if applicable 867947061	
Congressional District of Business Location of Sponsor	Congressional District 1			
Congressional District(s) of Primary Service Area(s)	Congressional District 1			
Zip Code(s) of Primary Service Area(s)	97205			
City(ies) and County(ies) of Primary Service Area(s)	Portland, OR and Vancouver, WA		Multnomah and Clark	
Total HOPWA contract amount for this Organization	\$72,000			
Organization's Website Address www.outsidein.org		Does your organization maintain a waiting list? Yes XX No		
Is the sponsor a nonprofit organization? XX Yes No <i>Please check if yes and a faith-based organization.</i> <input type="checkbox"/> <i>Please check if yes and a grassroots organization.</i> <input type="checkbox"/>		If yes, explain in the narrative section how this list is administered.		

3. Sub-recipient Information - Per BC no CCR# Needed

In Chart 3, provide the following information for each sub-recipient with a contract/agreement of \$25,000 or greater that assist the grantee or project sponsors to carry out their administrative or service delivery functions. Agreements include: grants, sub-grants, loans, awards, cooperative agreements, and other forms of financial assistance; and contracts, subcontracts, purchase orders, task orders, and delivery orders. (Organizations listed may have contracts with project sponsors or other organizations beside the grantee.) These elements address requirements in the Federal Funding and Accountability and Transparency Act of 2006 (Public Law 109-282).

1. Sub-recipient Name	Parent Company (if applicable)			
Oregon Health and Sciences University	N/A			
Name and Title of Contact at Sub-recipient	Dr. Todd Korthuis			
Email Address	korthuis@ohsu.edu			
Business Address	3181 SW Sam Jackson Park Road			
City, State, Zip, County	Portland,	O R	97239	Multnomah
Phone Number (with area code)	503-494-8044		Fax Number (with area code)	503-494-0979
Employer Identification Number (EIN) or Tax Identification Number (TIN)	93-1176109		DUN & Bradstreet Number (DUNs) if applicable 09-699-7515	
North American Industry Classification System (NAICS) Code	N/A			
Congressional District of Location	Congressional District 1			
Congressional District of Primary Service Area	Congressional District 3			
Zip Code of Primary Service Area(s)	97239			
City(ies) and County(ies) of Primary Service Area(s)	Portland		Multnomah	
Total HOPWA Contract Amount	\$30,768			

Note: OHSU is a sub-recipient under Cascade AIDS Project

2. Sub-recipient Name	Parent Company (if applicable)			
Quest Center for Integrative Health	N/A			
Name and Title of Contact at Sub-recipient	David Eisen, Executive Director			
Email Address	david@quest-center.org			
Business Address	2901 E Burnside			
City, State, Zip, County	Portland,	OR	97215	Multnomah
Phone Number (with area code)	503-238-5203		Fax Number	503-238-5202
Employer Identification Number (EIN) or Tax Identification Number (TIN)	93-11211778		DUN & Bradstreet Number (DUNs) if applicable 808704506	
North American Industry Classification System (NAICS) Code	N/A			
Congressional District of Location	Congressional District 1			
Congressional District of Primary Service Area	Congressional District 3			
Zip Code of Primary Service Area(s)	97214			
City(ies) and County(ies) of Primary Service Area(s)	Portland		Multnomah	
Total HOPWA Contract Amount	\$39,998			

Note: Quest is a sub-recipient under Cascade AIDS Project

3. Sub-recipient Name	Parent Company (if applicable)			
Home Forward	N/A			
Name and Title of Contact at Sub-recipient	Peter Beyer, Controller			
Email Address	peterb@hapdx.org			
Business Address	135 SW Ash St.			
City, State, Zip, County	Portland,	OR	97204	Multnomah
Phone Number (with area code)	503-802-8538		Fax Number	503-802-8320
Employer Identification Number (EIN) or Tax Identification Number (TIN)	93-6001547		DUN & Bradstreet Number (DUNs) if applicable 083643098	
North American Industry Classification System (NAICS) Code	531110			
Congressional District of Location	Congressional District 1			
Congressional District of Primary Service Area	Congressional District 1, 3, and 5			
Zip Code of Primary Service Area(s)	97219, 97216, 97230			
City(ies) and County(ies) of Primary Service Area(s)	Portland		Multnomah	
Total HOPWA Contract Amount	\$81,456			

Note: Home Forward is a sub-recipient under Cascade AIDS Project

4. Sub-recipient Name	Parent Company (if applicable)			
Central City Concern	N/A			
Name and Title of Contact at Sub-recipient	Mariet Steenkamp			
Email Address	msteenkamp@centralcityconcern.org			
Business Address	232 NW 6 th Ave.			
City, State, Zip, County	Portland,	OR	97209	Multnomah
Phone Number (with area code)	503-200-3907		Fax Number (with area code)	503-294-4321
Employer Identification Number (EIN) or Tax Identification Number (TIN)	93-0728816		DUN & Bradstreet Number (DUNs) if applicable 054344676	
North American Industry Classification System (NAICS) Code	813410			
Congressional District of Location	Congressional District 1			
Congressional District of Primary Service Area	Congressional District 1			
Zip Code of Primary Service Area(s)	97227			
City(ies) and County(ies) of Primary Service Area(s)	Portland		Multnomah	
Total HOPWA Contract Amount	\$44,012			

Note: CCC is a sub-recipient under Cascade AIDS Project

5. Sub-recipient Name Portland Community Reinvestment Initiatives	Parent Company (if applicable) N/A			
Name and Title of Contact at Sub-recipient	Cyndi Natalello, Property Management Manager			
Email Address	cyndi@pcrhome.org			
Business Address	6329 NE Martin Luther King Jr. Blvd.			
City, State, Zip, County	Portland,	OR	97211	Multnomah
Phone Number (with area code)	503-288-2923		Fax Number (with area code)	503-288-2891
Employer Identification Number (EIN) or Tax Identification Number (TIN)	93-1059146		DUN & Bradstreet Number (DUNs) if applicable 809851199	
North American Industry Classification System (NAICS) Code	531110, 531120, 624190, 624229			
Congressional District of Location	Congressional District 3			
Congressional District of Primary Service Area	Representative Earl Blumenauer, 3 rd Congressional District			
Zip Code of Primary Service Area(s)	97211, 97217, 97212			
City(ies) and County(ies) of Primary Service Area(s)	Portland		Multnomah	
Total HOPWA Contract Amount	\$30,042			

Note: PCRI is a sub-recipient under Cascade AIDS Project

6. Sub-recipient Name Caritas Plaza	Parent Company (if applicable) Catholic Charities			
Name and Title of Contact at Sub-recipient	Sandra Perez, Asset Manager			
Email Address	sperez@catholiccharitiesoregon.org			
Business Address	2740 SE Powell Blvd.			
City, State, Zip, County	Portland,	OR	97202	Multnomah
Phone Number (with area code)	503-688-2651		Fax Number (with area code)	503-231-4327
Employer Identification Number (EIN) or Tax Identification Number (TIN)	93-0814490		DUN & Bradstreet Number (DUNs) if applicable	180756132
North American Industry Classification System (NAICS) Code	N/A			
Congressional District of Location	Congressional District 3			
Congressional District of Primary Service Area	Congressional District 3			
Zip Code of Primary Service Area(s)	97227			
City(ies) and County(ies) of Primary Service Area(s)	Portland		Multnomah	
Total HOPWA Contract Amount	\$12,703			

Note: Caritas is a sub-recipient under Cascade AIDS Project

7. Sub-recipient Name Outside In	Parent Company (if applicable) N/A		
Name and Title of Contact at Sub-recipient	Bill Bradford		
Email Address	bbradford@outsidein.org		
Business Address	1132 SW 13 th Ave.		
City, State, Zip, County	Portland,	OR	97205 Multnomah
Phone Number (with area code)	503-535-3803		Fax Number (with area code) 503-223-6837
Employer Identification Number (EIN) or Tax Identification Number (TIN)	93-0567549		DUN & Bradstreet Number (DUNs) if applicable 867947061
North American Industry Classification System (NAICS) Code	624110		
Congressional District of Location	Congressional District 1		
Congressional District of Primary Service Area	Congressional District 1		
Zip Code of Primary Service Area(s)	97205		
City(ies) and County(ies) of Primary Service Area(s)	Portland		Multnomah
Total HOPWA Contract Amount	\$11,504		

A. Grantee and Community Overview

Provide a one to three page narrative summarizing major achievements and highlights that were proposed and completed during the program year. Include a brief description of the grant organization, area of service, the name(s) of the program contact(s), and an overview of the range/type of housing activities provided. This overview may be used for public information, including posting on HUD's website. *Note: Text fields are expandable.*

The Grant Organization is the City of Portland's Portland Housing Bureau (PHB). PHB holds HOPWA contracts directly with five project sponsors, who manage seven sub-recipient agreements with HOPWA funding. In this reporting year project sponsor and sub-recipient HOPWA activities include: TBRA, STRMU, Transitional Facilities Operations, Permanent Facilities Operations, Permanent Facilities Non-substantial Rehabilitation (capital) funding, Permanent Housing Placement, Administrative costs, and Supportive Services, including case management, addiction services, employment and training, mental health services, limited household supplies to new permanent housing residents.

The Portland Eligible Metropolitan Statistical Area (EMSA) serves seven-counties in Oregon and Washington. Oregon counties include Multnomah, Clackamas, Columbia, Washington, and Yamhill. Washington counties include Clark and Skamania. There are 4,074 people in the Portland EMSA living with HIV/AIDS. People Living With HIV/AIDS in this EMSA are very low income. 69.5% of PLWH/A live below the Federal Poverty Level (FPL). The FPL is equal to 17% of Median Family Income (FMI). In real dollars, that is \$10,000 per year for one person.

PHB has partnered with 11 community development corporations (since 1994) to construct 15 projects with a total of 105 affordable, permanent housing units for PLWH in four EMSA counties. They offer units for large families, chronically mentally ill, and set-asides for housing first approaches and alcohol/drug free living.

In total, PHB manages contracts with more than 150 government and community-based organizations that provide housing, workforce development, homeless and economic development services, and has partnered with for-profit and nonprofit developers to create 9,000 units of affordable housing over the past decade, investing \$67 million to construct/rehabilitate 986 units in the last year.

PHB has successfully administered federal funding for housing and economic development for two decades. The Bureau has a \$92 million annual budget that includes federal entitlement grants, tax-increment financing and City general funds. Bureau staff is highly experienced and skilled in contracting, monitoring, and reporting on use of HUD funds, including tenant relocation, environmental review, documenting income eligibility and other regulatory compliance. As a HUD entitlement jurisdiction, PHB manages CDBG, HOME, ESG, HPRP, and Lead Hazard Control grants, and is the lead agency for the regional Continuum of Care, 10-Year Plan to End Homelessness, and Homeless Management Information System (HMIS).

The Portland EMSA expanded its HOPWA Supportive Housing Program in July of 2010 to include a SSI/SSDI Outreach, Access, and Recovery (SOAR) Benefit Specialist and an Employment Specialist. The SOAR position is housed at Outside In, a Federally Qualified Health Clinic, which give the specialist access to psychologists and medical staff that provide the necessary information to win cases with the first application. This model is considered a national best practice. Recognizing that many PLWH want to work, PHB funded an HIV Employment Specialist at Cascade AIDS Project, to create a boundary-spanning position in the agency to assist clients to access mainstream employment resources. Both specialists are available to serve PLWH in all seven counties of the EMSA.

Although more resources were dedicated to rent assistance, it was at the expense of the HOPWA housing development program. Because the estimated need for housing is so high and development of new units is expensive and takes years to build, the AIDS Housing Advisory Committee decided to dedicate those resources to the expanded supportive service program and additional rent assistance. The Portland EMSA added Short-Term Rental, Mortgage, and Utility assistance (STRMU) to our rental assistance activities to enable us to provide mortgage assistance which is invaluable during this difficult economic time.

Waitlist:

The HOPWA Supportive Housing Program applicants are screened and placed on a wait-list for Cascade AIDS Project's emergency, short-term, and long-term housing programs, based on program availability, program eligibility and unit availability.

The HOPWA Supportive Housing and Care Services Department Placement Committee meets weekly to review the

wait-list.

B. Annual Performance under the Action Plan

Provide a narrative addressing each of the following four items:

1. Outputs Reported. Describe significant accomplishments or challenges in achieving the number of housing units supported and the number households assisted with HOPWA funds during this operating year compared to plans for this assistance, as approved in the Consolidated Plan/Action Plan. Describe how HOPWA funds were distributed during your program year among different categories of housing and geographic areas to address needs throughout the grant service area, consistent with approved plans.

2. Outcomes Assessed. Assess program goals against actual client outcomes for achieving housing stability, reducing risks of homelessness, and improving access to care. If current year results are lower than the national program targets (80 percent of HOPWA clients maintain housing stability, avoid homelessness and access care), please describe the steps being taken to achieve the national outcome goal in next operating year.

3. Coordination. Report on program coordination with other mainstream housing and supportive services resources, including the use of committed leveraging from other public and private sources that helped to address needs for eligible persons identified in the Consolidated Plan/Strategic Plan.

4. Technical Assistance. Describe any program technical assistance needs and how they would benefit program beneficiaries.

Outputs Reported – The goal in the 10-11 Action Plan was to serve 27 clients with TBRA. In 10-11 the actual number served was 30. The goal for units in facilities supported with operating costs was 60. The actual number served was 65. Forty aiz (46) background checks for Permanent Housing Placement were completed and SOAR screened 41 applicants and helped complete full applications for 17 individuals.

1. All counties within the EMSA receive either services or funding. Clark County Public Health serves Clark and Skamania Counties and Cascade AIDS Project serves Clackamas, Multnomah, Washington, Columbia, and Yamhill Counties.

2. Outcomes Assessed – All programs did exceed national program targets of 80%.

3. Coordination – HOPWA – There are many partnerships between the HOPWA Sub-recipients and mainstream organizations. Cascade AIDS Project applied as a partner on a city general funded grant with JOIN and is currently providing rent assistance and housing case management to nine chronically homeless individuals with a priority for those who reside downtown and identify as a person of color. CAP became a referring agency for Shelter Plus Care vouchers in Clackamas County. Five people have vouchers since the start of the program. CAP was allotted five spots at the new Bud Clark Commons Building to screen medically vulnerable PLWH for the permanent supportive housing units.

4. Technical Assistance – Ongoing technical assistance is always a need and a benefit for HOPWA sub-recipients. Building Changes provided training on CAPER reporting to all sub-recipients. Building Changes has also provided extensive technical assistance to Clark County Public Health to build their housing case management capacity.

Turnover in property management companies and social service organizations is fairly consistent. Although all sub-recipients have been trained in correctly calculating the tenant’s portion of rent, ongoing annual training is beneficial. Also, there are more and more relationships between service providers and housing providers. Training on writing Memorandums of Understanding (MOU’s) and which responsibilities should lie with whom will help improve relationships.

C. Barriers and Trends Overview

Provide a narrative addressing items 1 through 3. Explain how barriers and trends affected your program’s ability to achieve the objectives and outcomes discussed in the previous section.

1. Describe any barriers (including regulatory and non-regulatory) encountered, actions taken in response to barriers, and recommendations for program improvement. Provide an explanation for each barrier selected.

<input type="checkbox"/> HOPWA/HUD Regulations	<input type="checkbox"/> Planning	<input type="checkbox"/> Housing Availability	<input type="checkbox"/> Rent Determination and Fair Market Rents
<input type="checkbox"/> Discrimination/Confidentiality	<input type="checkbox"/> Multiple Diagnoses	<input type="checkbox"/> Eligibility	<input type="checkbox"/> Technical Assistance or Training
<input type="checkbox"/> Supportive Services	<input type="checkbox"/> Credit History	<input type="checkbox"/> Rental History	<input type="checkbox"/> Criminal Justice History
<input type="checkbox"/> Housing Affordability	<input type="checkbox"/> Other, please explain further		

2. Describe any trends in the community that may affect the way in which the needs of persons living with HIV/AIDS are being addressed, and provide any other information important to the future provision of services to this population.

3. Identify any evaluations, studies, or other assessments of the HOPWA program that are available to the public.

The demographics of HIV/AIDS are changing. Although HIV is still primarily a disease of men, 14.3% of HIV cases and 13.4% of AIDS cases diagnosed in 2008 and 2009 occurred in women.

HIV in the EMSA continues to primarily impact adults. Youth (persons aged 13 to 24) now make up 5.1% of PLWH and 18.6% of new HIV cases (2008/09). The EMSA’s PLWHA is aging. Persons aged 50 and older account for 35.1% of all PLWHA in the EMSA.

Overall, the composition of the PLWHA in the EMSA has remained fairly constant over the past several years, with only slight increases in the percentages of women, Hispanics, and older PLWHA.

In the Portland EMSA HIV has disproportionately impacted Blacks/African Americans. Blacks/African Americans account for only 2.8% of the population, but make up 8.3% of PLWHA – almost three times higher.

PLWHA in the EMA have high rates of substance abuse (32.6%) and mental illness (58.6%) and (20%) have been incarcerated at some point in their life.

It is estimated that there are 37,712 homeless individuals in a one-year period living within the Portland EMSA, representing 1.7% of the total EMSA population. Based on case management and medical care databases and recent PLWHA surveys, there were an estimated 631 homeless individuals in 2009, representing 15.5% of the total PLWHA population within the EMSA. It is clear that HIV/AIDS disproportionately impacts the homeless population.

D. Unmet Housing Needs: An Assessment of Unmet Housing Needs

In Chart 1, provide an assessment of the number of HOPWA-eligible households that require housing assistance but are not currently served by HOPWA in this service area.

In Line 1, report the total unmet need of the geographical service area, as reported in *Unmet Needs for Persons with HIV/AIDS*, Table 1B of the Consolidated or Annual Plan(s), or as reported under HOPWA worksheet in the Needs Workbook of the Consolidated Planning Management Process (CPMP) tool. *Note: Report most current data available, through Consolidated or Annual Plan(s), and account for local housing issues, or changes in HIV/AIDS cases, by using combination of one or more of the sources in Chart 2.*

In Rows a through c, enter the number of HOPWA-eligible households by type of housing assistance whose housing needs are not met. For an approximate breakdown of overall unmet need by type of housing assistance refer to the Consolidated or Annual Plan (s), CPMP tool or local distribution of funds.

1. Assessment of Unmet Need for HOPWA-eligible Households

1. Total number of households that have unmet housing needs	= 631
From Item 1, identify the number of households with unmet housing needs by type of housing assistance	
a. Tenant-Based Rental Assistance (TBRA)	= 77
b. Short-Term Rent, Mortgage and Utility payments (STRMU)	= 68
c. Housing Facilities, such as community residences, SRO dwellings, other housing facilities	= 486

2. Recommended Data Sources for Assessing Unmet Need (check all sources used)

<input checked="" type="checkbox"/> = Data as reported in the area Consolidated Plan, e.g. Table 1B, CPMP charts, and related narratives
= Data established by area HIV/AIDS housing planning and coordination efforts, e.g. Continuum of Care
= Data from client information provided in Homeless Management Information Systems (HMIS)
= Data from project sponsors or housing providers, including waiting lists for assistance or other assessments on need
= Data from prisons or jails on persons being discharged with HIV/AIDS, if mandatory testing is conducted
<input checked="" type="checkbox"/> = Data from local Ryan White Planning Councils or reported in CARE Act Data Reports, e.g. number of clients with permanent housing
= Data collected for HIV/AIDS surveillance reporting or other health assessments, e.g. local health department or CDC surveillance data

End of PART 1

PART 2: Sources of Leveraging

Report the source(s) of cash or in-kind leveraged federal, state, local or private resources identified in the Consolidated or Annual Plan and used in the delivery of the HOPWA program and the amount of leveraged dollars.

[1] Sources of Leveraging		Total Amount of Leveraged Dollars (for this operating year)	
		[2] Housing Assistance	[3] Supportive Services and other non-direct housing costs
1.	Program Income HOPWA		
2.	Federal government (please specify): Title II Part B		
	Ryan White Part A	3,176	6,958
	Ryan White Part B		4,664
	Medicaid Admin. Match		2,311
	Medicaid – Case Management Revenue		12,600
	Home Forward Shelter Plus Care	75,101	
	Section 8 Rent Assistance	144,575	
	TPI Collaboration	13,177	3,168
	HUD Supportive Services Grant		40,290
3.	State government (please specify)		=
	DOH - Omnibus		3,055
	MVET		5,687
4.	Local government (please specify)		
	Clark County Contribution		
	Ryan White – Multnomah County Health Dept.		37,771
	Permanent Housing Placement Initiative	31,005	980
5.	Foundations and other private cash resources (please specify)		
	CAP agency general funds-private		20,263
	OI Case Management		10,880
6.	In-kind Resources		68,448
7.	Resident rent payments in Rental, Facilities, and Leased Units Clark County, CAP, Howard House, Cascadia Village, Villa Capri, Rose Wood, Swan House	158,009	
8.	Grantee/project sponsor (Agency) cash NHA	6,499	15,484
9.	TOTAL (Sum of 1-7)	431,542	232,559

End of PART 2

PART 3: Accomplishment Data - Planned Goal and Actual Outputs

In Chart 1, enter performance information (goals and actual outputs) for all activities undertaken during the operating year supported with HOPWA funds. Performance is measured by the number of households and units of housing that were supported with HOPWA or other federal, state, local, or private funds for the purposes of providing housing assistance and support to persons living with HIV/AIDS and their families. *Note: The total households assisted with HOPWA funds and reported in PART 3 of the CAPER should be the same as reported in the annual year-end IDIS data, and goals reported should be consistent with the Annual Plan information. Any discrepancies or deviations should be explained in the narrative section of PART 1.*

1. HOPWA Performance Planned Goal and Actual Outputs

HOPWA Performance Planned Goal and Actual		Output Households				Funding	
		HOPWA Assistance		Non-HOPWA		e.	f.
		a.	b.	c.	d.		
		Goal	Actual	Goal	Actual	HOPWA Budget	HOPWA Actual
Housing Subsidy Assistance		Output Households					
1.	Tenant-Based Rental Assistance	27	30	0	28	\$198,730	\$208,855
2a.	Households in permanent housing facilities that receive operating subsidies/leased units	58	65	0	23	\$334,671	\$334,235
2b.	Households in transitional/short-term housing facilities that receive operating subsidies/leased units	2	5	0	0	\$14,496	\$11,504
3a.	Households in permanent housing facilities developed with capital funds and placed in service during the program year	21	23	0	21	\$439,462	\$439,462
3b.	Households in transitional/short-term housing facilities developed with capital funds and placed in service during the program year	0	0	0	0	0	0
4.	Short-Term Rent, Mortgage and Utility Assistance	40	91	158	181	\$88,667	\$112,055
5.	Adjustments for duplication (subtract)	0	2	0	0		
6.	Total Housing Subsidy Assistance	148	212	158	253	\$1,076,026	\$1,106,111
Housing Development (Construction and Stewardship of facility based housing)		Output Units					
7.	Facility-based units being developed with capital funding but not opened (show units of housing planned)	0	0	0	0	0	0
8.	Stewardship Units subject to 3 or 10 year use agreements	24	24	0	0		
9.	Total Housing Developed	24	24	0	0	0	0
Supportive Services		Output Households					
10a.	Supportive Services provided by project sponsors also delivering HOPWA housing assistance	43	468			\$367,480	\$342,177
10b.	Supportive Services provided by project sponsors serving households who have other housing arrangements	100	41			\$66,960	\$56,099
11.	Adjustment for duplication (subtract)	0	57	0	0		
12.	Total Supportive Services	143	452			\$434,440	\$398,276
Housing Placement Assistance Activities							
13.	Housing Information Services	0	0			0	0
14.	Permanent Housing Placement Services	49	46			\$5,100	\$965
15.	Adjustment for duplication	0	0			0	0
16.	Total Housing Placement Assistance	49	46			\$5,100	\$965
Grant Administration and Other Activities							
17.	Resource Identification to establish, coordinate and develop housing assistance resources					\$0	\$0
18.	Technical Assistance (if approved in grant agreement)					0	0
19.	Grantee Administration (maximum 3% of total HOPWA grant)					\$32,641	\$30,899
20.	Project Sponsor Administration (maximum 7% of portion of HOPWA grant awarded)					\$70,634	\$68,216
Total Expenditures for program year (Sum of rows 6, 9, 12, 16, 17, 18, 19 and 20)						\$1,618,841	\$1,600,374

2. Listing of Supportive Services

Report on the use of HOPWA funds for all supportive services. In Rows 1 through 16, provide the (unduplicated) total of all households and expenditures for each type of supportive service for all project sponsors.

Supportive Services		Number of Households Receiving HOPWA Assistance	Amount of HOPWA Funds Expended
1.	Adult day care and personal assistance	0	0
2.	Alcohol and drug abuse services	32	30,768
3.	Case management/client advocacy/ access to benefits & services	249	\$259,647
4.	Child care and other child services	0	0
5.	Education	0	0
6.	Employment assistance and training	66	55,580
7.	Health/medical/intensive care services, if approved Note: Client records must conform with 24 CFR §574.310	0	0
8.	Legal services	0	0
9.	Life skills management (outside of case management)	0	0
10.	Meals/nutritional services	0	0
11.	Mental health services	60	39,998
12.	Outreach	0	0
13.	Transportation	0	0
14.	Other Activity (if approved in grant agreement). Specify: Household Supplies for Clients as Needed	102	\$12,283
15.	Adjustment for Duplication (subtract)	57	
16.	TOTAL Households receiving Supportive Services (unduplicated)	452	\$398,276

End of PART 3

Part 4: Summary of Performance Outcomes

HOPWA Long-term Performance Objective: *Eighty percent of HOPWA clients will maintain housing stability, avoid homelessness, and access care each year through 2011.*

Section 1. Housing Stability: Assessment of Client Outcomes on Maintaining Housing Stability (Permanent Housing and Related Facilities)

In Column 1, report the total number of eligible households that received HOPWA housing assistance, by type. In Column 2, enter the number of households continuing to access each type of housing assistance, the following year. In Column 3, report the housing status of all households that exited the program. Columns 2 (Number of Households Continuing) and 3 (Exited Households) summed will equal the total households reported in Column 1. *Note: Refer to the housing stability codes that appear in Part 5: Worksheet - Determining Housing Stability Outcomes.*

[A] Permanent Housing Assistance	[1] Total Number of Households Receiving Housing Assistance	[2] Assessment: Number of Households Continuing with this Housing (per plan or expectation for next year)		[3] Assessment: Number of Exited Households and Housing Status	
Tenant-Based Rental Assistance	30	21		1 Emergency Shelter/Streets	1
				2 Temporary Housing	0
				3 Private Housing	4
				4 Other HOPWA	0
				5 Other Subsidy	3
				6 Institution	0
				7 Jail/Prison	0
				8 Disconnected/Unknown	1
				9 Death	0
Permanent Supportive Housing Facilities/Units	88	71		1 Emergency Shelter/Streets	0
				2 Temporary Housing	0
				3 Private Housing	8
				4 Other HOPWA	2
				5 Other Subsidy	6
				6 Institution	1
				7 Jail/Prison	0
				8 Disconnected/Unknown	0
				9 Death	0
[B] Transitional Housing Assistance	[1] Total Number of Households Receiving Housing Assistance	[2] Of the Total Number of Households Receiving Housing Assistance this Operating Year		[3] Assessment: Number of Exited Households and Housing Status	
Transitional/Short-Term Supportive Facilities/Units	5	Total number of households that will continue in residences:	2	1 Emergency Shelter/Streets	1
		2 Temporary Housing	0		
		3 Private Housing	0		
		4 Other HOPWA	0		
		5 Other Subsidy	2		
		6 Institution	0		
		7 Jail/Prison	0		
		8 Disconnected/unknown	0		
		9 Death	0		
Total number of households whose tenure exceeded 24 months:	0				

Section 2. Prevention of Homelessness: Assessment of Client Outcomes on Reduced Risks of Homelessness (Short-Term Housing Assistance)

Report the total number of households that received STRMU assistance in Column 1. In Column 2, identify the result of the housing assessment made at time of assistance, or updated in the operating year. (Column 3 provides a description of housing outcomes; therefore, data is not required.) In Row 1a, enter the total number of households served in the prior operating year that received STRMU assistance this year. In Row 1b, enter the total number of households that received STRMU Assistance in the 2 prior operating years that received STRMU assistance this year. *Note: The sum of Column 2 should equal the number of households reported in Column 1.*

Assessment of Households receiving STRMU Assistance

[1] STRMU Housing Assistance	[2] Assessment of Housing Status		[3] HOPWA Client Outcomes
91	Maintain Private Housing without subsidy (e.g. Assistance provided/completed and client is stable, not likely to seek additional support)	66	<i>Stable/Permanent Housing (PH)</i>
	Other Private Housing without subsidy	0	
	Other HOPWA support (PH)	1	
	Other housing subsidy (PH)	11	
	Institution (e.g. residential and long-term care)	1	
	Likely to maintain current housing arrangements, with additional STRMU assistance	11	<i>Temporarily Stable, with Reduced Risk of Homelessness</i>
	Transitional Facilities/Short-term (e.g. temporary or transitional arrangement)	0	
	Temporary/non-permanent Housing arrangement (e.g. gave up lease, and moved in with family or friends but expects to live there less than 90 days)	0	
	Emergency Shelter/street	0	<i>Unstable Arrangements</i>
	Jail/Prison	0	
	Disconnected	0	
	Death	1	<i>Life Event</i>
	1a. Total number of households that received STRMU assistance in the prior operating year that also received STRMU assistance in the current operating year.		
1b. Total number of those households that received STRMU assistance in the two (2 years ago) prior operating years that also received STRMU assistance in the current operating year.			0

Section 3. HOPWA Outcomes on Access to Care and Support

1A. Status of Households Accessing Care and Support by Project Sponsors delivering HOPWA Housing Assistance/Housing Placement/Case Management

Use Table 1 A for project sponsors that provide HOPWA housing assistance/housing placement with or without case management services. In Table 1A, identify the number of client households receiving any type of HOPWA housing assistance that demonstrated improved access or maintained connections to care and support within the program year by: having a housing plan; having contact with a case manager/benefits counselor; visiting a primary health care provider; accessing medical insurance/assistance; and accessing or qualifying for income benefits. *Note: For information on types and sources of income and medical insurance/assistance, refer to Charts 1C and 1D.*

Categories of Services Accessed	Households Receiving Housing Assistance within the Operating Year	Outcome Indicator
1. Has a housing plan for maintaining or establishing stable on-going housing.	210	<i>Support for Stable Housing</i>
2. Has contact with case manager/benefits counselor consistent with the schedule specified in client's individual service plan..	211	<i>Access to Support</i>
3. Had contact with a primary health care provider consistent with the schedule specified in client's individual service plan,	211	<i>Access to Health Care</i>
4. Has accessed and can maintain medical insurance/assistance.	199	<i>Access to Health Care</i>
5. Successfully accessed or maintained qualification for sources of income.	146	<i>Sources of Income</i>

1B. Number of Households Obtaining Employment

In Table 1B, identify the number of recipient households that include persons who obtained an income-producing job during the operating year that resulted from HOPWA funded: job training, employment assistance, education or related case management/counseling services. *Note: This includes jobs created by this project sponsor or obtained outside this agency.*

Categories of Services Accessed	Number of Households that Obtained Employment	Outcome Indicator
Total number of households that obtained an income-producing job	18	<i>Sources of Income</i>

Chart 1C: Sources of income include, but are not limited to the following (*Reference only*)

<ul style="list-style-type: none"> • Earned Income • Unemployment Insurance • Supplemental Security Income (SSI) • Social Security Disability Income (SSDI) • Veteran's Disability Payment • General Assistance, or use local program name • Temporary Assistance for Needy Families (TANF) income, or use local program name 	<ul style="list-style-type: none"> • Veteran's Pension • Pension from Former Job • Child Support • Alimony or Other Spousal Support • Retirement Income from Social Security • Private Disability Insurance • Worker's Compensation
--	--

Chart 1D: Sources of medical insurance and assistance include, but are not limited to the following (*Reference only*)

<ul style="list-style-type: none"> • MEDICAID Health Insurance Program, or local program name • Veterans Affairs Medical Services • State Children's Health Insurance Program (SCHIP), or local program name 	<ul style="list-style-type: none"> • MEDICARE Health Insurance Program, or local program name • AIDS Drug Assistance Program (ADAP) • Ryan White-funded Medical or Dental Assistance
---	---

2A. Status of Households Accessing Care and Support through HOPWA-funded Services receiving Housing Assistance from Other Sources

In Table 2A, identify the number of client households served by project sponsors receiving HOPWA-funded housing placement or case management services who have other and housing arrangements that demonstrated improved access or maintained connections to care and support within the program year by: having a housing plan; having contact with a case manager/benefits counselor; visiting a primary health care provider; accessing medical insurance/assistance; and accessing or qualifying for income benefits. *Note: For information on types and sources of income and medical insurance/assistance, refer to Charts 2C and 2D.*

Categories of Services Accessed	Households Receiving HOPWA Assistance within the Operating Year	Outcome Indicator
1. Has a housing plan for maintaining or establishing stable on-going housing.	41	Support for Stable Housing
2. Successfully accessed or maintained qualification for sources of income.	8	Sources of Income
3. Had contact with a primary health care provider consistent with the schedule specified in clients individual service plan.	34	Access to Health Care
4. Has accessed and can maintain medical insurance/assistance.	38	Access to Health Care
5. Has contact with case manager, benefits counselor, or housing counselor consistent with the schedule specified in client's individual service plan.	41	Access to Support

2B. Number of Households Obtaining Employment

In Table 2B, identify the number of recipient households that include persons who obtained an income-producing job during the operating year that resulted from HOPWA funded: job training, employment assistance, education or related case management/counseling services. *Note: This includes jobs created by this project sponsor or obtained outside this agency.*

Categories of Services Accessed	Number of Households that Obtained Employment	Outcome Indicator
Total number of households that obtained an income-producing job	0	Sources of Income

Chart 2C: Sources of income include, but are not limited to the following (Reference only)

- | | |
|--|--|
| <ul style="list-style-type: none"> • Earned Income • Unemployment Insurance • Supplemental Security Income (SSI) • Social Security Disability Income (SSDI) • Veteran's Disability Payment • General Assistance, or use local program name • Temporary Assistance for Needy Families (TANF) income, or use local program name | <ul style="list-style-type: none"> • Veteran's Pension • Pension from Former Job • Child Support • Alimony or Other Spousal Support • Retirement Income from Social Security • Private Disability Insurance • Worker's Compensation |
|--|--|

Chart 2D: Sources of medical insurance and assistance include, but are not limited to the following (Reference only)

- | | |
|---|---|
| <ul style="list-style-type: none"> • MEDICAID Health Insurance Program, or local program name • Veterans Affairs Medical Services • State Children's Health Insurance Program (SCHIP), or local program name | <ul style="list-style-type: none"> • MEDICARE Health Insurance Program, or local program name • AIDS Drug Assistance Program (ADAP) • Ryan White-funded Medical or Dental Assistance |
|---|---|

End of PART 4

PART 5: Worksheet - Determining Housing Stability Outcomes Optional - NA

1. This chart is designed to assess program results based on the information reported in Part 4.

Permanent Housing Assistance	Stable Housing (# of households remaining in program plus 3+4+5+6=#)	Temporary Housing (2)	Unstable Arrangements (1+7+8=#)	Life Event (9)
Tenant-Based Rental Assistance (TBRA)				
Permanent Facility-based Housing Assistance/Units				
Transitional/Short-Term Facility-based Housing Assistance/Units				
Total Permanent HOPWA Housing Assistance				
Reduced Risk of Homelessness: Short-Term Assistance	Stable/Permanent Housing	Temporarily Stable, with Reduced Risk of Homelessness	Unstable Arrangements	Life Events
Short-Term Rent, Mortgage, and Utility Assistance (STRMU)				
Total HOPWA Housing Assistance				

Background on HOPWA Housing Stability Codes

Stable Permanent Housing/Ongoing Participation

3 = Private Housing in the private rental or home ownership market (without known subsidy, including permanent placement with families or other self sufficient arrangements) with reasonable expectation that additional support is not needed.

4 = Other HOPWA-funded housing assistance (not STRMU), e.g. TBRA or Facility-Based Assistance.

5 = Other subsidized house or apartment (non-HOPWA sources, e.g., Section 8, HOME, public housing).

6 = Institutional setting with greater support and continued residence expected (e.g., residential or long-term care facility).

Temporary Housing

2 = Temporary housing - moved in with family/friends or other short-term arrangement, such as Ryan White subsidy, transitional housing for homeless, or temporary placement in institution (e.g., hospital, psychiatric hospital or other psychiatric facility, substance abuse treatment facility or detox center).

Unstable Arrangements

1 = Emergency shelter or no housing destination such as places not meant for habitation (e.g., a vehicle, an abandoned building, bus/train/subway station, or anywhere outside).

7 = Jail /prison.

8 = Disconnected or disappeared from project support, unknown destination or no assessments of housing needs were undertaken.

Life Event

9 = Death, i.e., remained in housing until death. This characteristic is not factored into the housing stability equation.

Tenant-based Rental Assistance: Stable Housing is the sum of the number of households that (i) remain in the housing and (ii) those that left the assistance as reported under: 3, 4, 5, and 6. Temporary Housing is the number of households that accessed assistance, and left their current housing for a non-permanent housing arrangement, as reported under item: 2. Unstable Situations is the sum of numbers reported under items: 1, 7, and 8.

Permanent Facility-Based Housing Assistance: Stable Housing is the sum of the number of households that (i) remain in the housing and (ii) those that left the assistance as shown as items: 3, 4, 5, and 6. Temporary Housing is the number of households

that accessed assistance, and left their current housing for a non-permanent housing arrangement, as reported under item 2. Unstable Situations is the sum of numbers reported under items: 1, 7, and 8.

Transitional/Short-Term Facility-Based Housing Assistance: Stable Housing is the sum of the number of households that (i) continue in the residences (ii) those that left the assistance as shown as items: 3, 4, 5, and 6. Other Temporary Housing is the number of households that accessed assistance, and left their current housing for a non-permanent housing arrangement, as reported under item 2. Unstable Situations is the sum of numbers reported under items: 1, 7, and 8.

Tenure Assessment. A baseline of households in transitional/short-term facilities for assessment purposes, indicate the number of households whose tenure exceeded 24 months.

STRMU Assistance: Stable Housing is the sum of the number of households that accessed assistance for some portion of the permitted 21-week period and there is reasonable expectation that additional support is not needed in order to maintain permanent housing living situation (as this is a time-limited form of housing support) as reported under housing status: Maintain Private Housing with subsidy; Other Private with Subsidy; Other HOPWA support; Other Housing Subsidy; and Institution. Temporarily Stable, with Reduced Risk of Homelessness is the sum of the number of households that accessed assistance for some portion of the permitted 21-week period or left their current housing arrangement for a transitional facility or other temporary/non-permanent housing arrangement and there is reasonable expectation additional support will be needed to maintain housing arrangements in the next year, as reported under housing status: Likely to maintain current housing arrangements, with additional STRMU assistance; Transitional Facilities/Short-term; and Temporary/Non-Permanent Housing arrangements. Unstable Situation is the sum of number of households reported under housing status: Emergency Shelter; Jail/Prison; and Disconnected.

End of PART 5

PART 6: Certification of Continued Usage for HOPWA Facility-Based Stewardship Units (ONLY)

Grantees that use HOPWA funding for new construction, acquisition, or substantial rehabilitation are required to operate their facilities for HOPWA eligible individuals for at least ten years. If non-substantial rehabilitation funds were used they are required to operate for at least three years. Stewardship begins once the facility is put into operation. This Annual Certification of Continued HOPWA Project Operations is to be used in place of other sections of the APR, in the case that no additional HOPWA funds were expended in this operating year at this facility that had been acquired, rehabilitated or constructed and developed in part with HOPWA funds.

1. General information – Property #1.

HUD Grant Number(s) ORH10F001	Operating Year for this report <i>From (07/01/10) To (06/30/11)</i> <input type="checkbox"/> Final Yr <input type="checkbox"/> Yr 1; <input type="checkbox"/> Yr 2; <input type="checkbox"/> Yr 3; <input type="checkbox"/> Yr 4; ; <input type="checkbox"/> Yr5; <input type="checkbox"/> Yr 6; XXX Yr 7; <input type="checkbox"/> Yr 8; <input type="checkbox"/> Yr 9; <input type="checkbox"/> Yr 10;
Grantee Name Portland Housing Bureau, City of Portland	Date Facility Began Operations (<i>mm/dd/yy</i>) 1/28/04


2. Number of Units and Leveraging

Housing Assistance	Number of Units Receiving Housing Assistance with HOPWA funds	Amount of Leveraging from Other Sources Used during the Operating Year
Stewardship units (developed with HOPWA funds but no current operations or other HOPWA costs) subject to 3 or 10 year use periods	3	\$14,060

3. Details of Project Site

Name of HOPWA-funded project site	Cascadia Village
Project Zip Code(s) and Congressional District(s)	98663 Congressional District 3
Is the address of the project site confidential?	XX Yes, protect information; do not list. <input type="checkbox"/> <i>Not confidential; information can be made available to the public.</i>
If the site address is not confidential, please provide the contact name, phone, email, and physical address, if different from business address.	Jann Bagley 360-597-0088 jann@acecommunities.org

I certify that the facility that received assistance for acquisition, rehabilitation, or new construction from the Housing Opportunities for Persons with AIDS Program has operated as a facility to assist HOPWA-eligible persons from the date shown above. I also certify that the grant is still serving the planned number of HOPWA-eligible households at this facility through leveraged resources and all other requirements of the grant agreement are being satisfied.

<i>I hereby certify that all the information stated herein, as well as any information provided in the accompaniment herewith, is true and accurate.</i>	
Name & Title of Authorized Official	Signature & Date (mm/dd/yy)  09/6/11
Name & Title of Contact at Grantee Agency <i>(person who can answer questions about the report and program)</i>	Contact Phone (with area code) 503-823-2378
Dawn Martin Housing Program Specialist	

1. General information– Property #2.

HUD Grant Number(s) ORH10F001	Operating Year for this report <i>From (07/01/10) To (06/30/11)</i> <input type="checkbox"/> Final Yr <input type="checkbox"/> Yr 1; <input type="checkbox"/> Yr 2; <input type="checkbox"/> Yr 3; <input type="checkbox"/> Yr 4; <input checked="" type="checkbox"/> Yr 5; <input type="checkbox"/> Yr 6; <input type="checkbox"/> Yr 7; <input type="checkbox"/> Yr 8; <input type="checkbox"/> Yr 9; <input type="checkbox"/> Yr 10;
Grantee Name Portland Housing Bureau, City of Portland	Date Facility Began Operations (<i>mm/dd/yy</i>) 4/20/07


2. Number of Units and Leveraging

Housing Assistance	Number of Units Receiving Housing Assistance with HOPWA funds	Amount of Leveraging from Other Sources Used during the Operating Year
Stewardship units (developed with HOPWA funds but no current operations or other HOPWA costs) subject to 3 or 10 year use periods	4	\$21,969

3. Details of Project Site

Name of HOPWA-funded project site	Howard House
Project Zip Code(s) and Congressional District(s)	97202 Congressional District 3
Is the address of the project site confidential?	<input checked="" type="checkbox"/> <i>Yes, protect information; do not list.</i> <input type="checkbox"/> <i>Not confidential; information can be made available to the public.</i>
If the site address is not confidential, please provide the contact name, phone, email, and physical address, if different from business address.	Sandra Perez 503-231-4866 sperez@catholiccharitiesoregon.org

I certify that the facility that received assistance for acquisition, rehabilitation, or new construction from the Housing Opportunities for Persons with AIDS Program has operated as a facility to assist HOPWA-eligible persons from the date shown above. I also certify that the grant is still serving the planned number of HOPWA-eligible households at this facility through leveraged resources and all other requirements of the grant agreement are being satisfied.

<i>I hereby certify that all the information stated herein, as well as any information provided in the accompaniment herewith, is true and accurate.</i>	
Name & Title of Authorized Official	Signature & Date (mm/dd/yy)  09/6/11
Name & Title of Contact at Grantee Agency (person who can answer questions about the report and program) Dawn Martin, Housing Program Specialist	Contact Phone (with area code) 503-823-2378

1. General information– Property #3.

HUD Grant Number(s) ORH10F001	Operating Year for this report <i>From (07/01/10) To (06/30/11)</i> <input type="checkbox"/> Final Yr <input type="checkbox"/> Yr 1; <input type="checkbox"/> Yr 2; <input type="checkbox"/> Yr 3; <input type="checkbox"/> Yr 4; XXX Yr 5; <input type="checkbox"/> Yr 6; <input type="checkbox"/> Yr 7; <input type="checkbox"/> Yr 8; <input type="checkbox"/> Yr 9; <input type="checkbox"/> Yr 10;
Grantee Name Portland Housing Bureau, City of Portland	Date Facility Began Operations (<i>mm/dd/yy</i>) 7/20/06


2. Number of Units and Leveraging

Housing Assistance	Number of Units Receiving Housing Assistance with HOPWA funds	Amount of Leveraging from Other Sources Used during the Operating Year
Stewardship units (developed with HOPWA funds but no current operations or other HOPWA costs) subject to 3 or 10 year use periods	12	Leveraging was reported on the APR for Competitive Grants

3. Details of Project Site

Name of HOPWA-funded project site	Our House of Portland
Project Zip Code(s) and Congressional District(s)	97214 Congressional District 3
Is the address of the project site confidential?	<input checked="" type="checkbox"/> Yes, protect information; do not list. <input type="checkbox"/> <i>Not confidential; information can be made available to the public.</i>
If the site address is not confidential, please provide the contact name, phone, email, and physical address, if different from business address.	Wayne Miya 503-234-0175 waynemiya@comcast.net

I certify that the facility that received assistance for acquisition, rehabilitation, or new construction from the Housing Opportunities for Persons with AIDS Program has operated as a facility to assist HOPWA-eligible persons from the date shown above. I also certify that the grant is still serving the planned number of HOPWA-eligible households at this facility through leveraged resources and all other requirements of the grant agreement are being satisfied.

<i>I hereby certify that all the information stated herein, as well as any information provided in the accompaniment herewith, is true and accurate.</i>	
Name & Title of Authorized Official	Signature & Date (mm/dd/yy)  09/6/11
Name & Title of Contact at Grantee Agency <i>(person who can answer questions about the report and program)</i>	Contact Phone (with area code)
Dawn Martin, Housing Program Specialist	503-823-2378

1. General information– Property #4.

HUD Grant Number(s) ORH10F001	Operating Year for this report From (07/01/10) To (06/30/11) <input type="checkbox"/> Final Yr <input type="checkbox"/> Yr 1; <input type="checkbox"/> Yr 2; <input type="checkbox"/> Yr 3; <input type="checkbox"/> Yr 4; <input type="checkbox"/> Yr 5; <input type="checkbox"/> Yr 6; <input type="checkbox"/> Yr 7; XXX Yr 8 ; <input type="checkbox"/> Yr 9; <input type="checkbox"/> Yr 10;
Grantee Name Portland Housing Bureau, City of Portland	Date Facility Began Operations (mm/dd/yy) 6/1/2003


2. Number of Units and Leveraging

Housing Assistance	Number of Units Receiving Housing Assistance with HOPWA funds	Amount of Leveraging from Other Sources Used during the Operating Year
Stewardship units (developed with HOPWA funds but no current operations or other HOPWA costs) subject to 3 or 10 year use periods	3	\$0

3. Details of Project Site

Name of HOPWA-funded project site	Villa Capri
Project Zip Code(s) and Congressional District(s)	97006 Congressional District 3
Is the address of the project site confidential?	<input checked="" type="checkbox"/> <i>Yes, protect information; do not list.</i> <input type="checkbox"/> <i>Not confidential; information can be made available to the public.</i>
If the site address is not confidential, please provide the contact name, phone, email, and physical address, if different from business address.	Sandra Perez 503-231-4866 sperez@catholiccharitiesoregon.org

I certify that the facility that received assistance for acquisition, rehabilitation, or new construction from the Housing Opportunities for Persons with AIDS Program has operated as a facility to assist HOPWA-eligible persons from the date shown above. I also certify that the grant is still serving the planned number of HOPWA-eligible households at this facility through leveraged resources and all other requirements of the grant agreement are being satisfied.

<i>I hereby certify that all the information stated herein, as well as any information provided in the accompaniment herewith, is true and accurate.</i>	
Name & Title of Authorized Official	Signature & Date (mm/dd/yy)  09/6/11
Name & Title of Contact at Grantee Agency <i>(person who can answer questions about the report and program)</i>	Contact Phone (with area code)
Dawn Martin, Housing Program Specialist	503-823-2378

1. General information– Property #5.

HUD Grant Number(s) ORH10F001	Operating Year for this report <i>From (07/01/10) To (06/30/11)</i> <input type="checkbox"/> Final Yr XXX Yr 1; <input type="checkbox"/> Yr 2; <input type="checkbox"/> Yr 3; <input type="checkbox"/> Yr 4; <input type="checkbox"/> Yr 5; <input type="checkbox"/> Yr 6; <input type="checkbox"/> Yr 7; <input type="checkbox"/> Yr 8; <input type="checkbox"/> Yr 9; <input type="checkbox"/> Yr 10;
Grantee Name Portland Housing Bureau, City of Portland	Date Facility Began Operations (<i>mm/dd/yy</i>) 3/16/10


2. Number of Units and Leveraging

Housing Assistance	Number of Units Receiving Housing Assistance with HOPWA funds	Amount of Leveraging from Other Sources Used during the Operating Year
Stewardship units (developed with HOPWA funds but no current operations or other HOPWA costs) subject to 3 or 10 year use periods	2	\$12,276

3. Details of Project Site

Name of HOPWA-funded project site	Sandy Apartments
Project Zip Code(s) and Congressional District(s)	97220 Congressional District 3
Is the address of the project site confidential?	<input checked="" type="checkbox"/> <i>Yes, protect information; do not list.</i> <input type="checkbox"/> <i>Not confidential; information can be made available to the public.</i>
If the site address is not confidential, please provide the contact name, phone, email, and physical address, if different from business address.	John Trinh 503-726-3702 jtrinh@luke-dorf.org

I certify that the facility that received assistance for acquisition, rehabilitation, or new construction from the Housing Opportunities for Persons with AIDS Program has operated as a facility to assist HOPWA-eligible persons from the date shown above. I also certify that the grant is still serving the planned number of HOPWA-eligible households at this facility through leveraged resources and all other requirements of the grant agreement are being satisfied.

<i>I hereby certify that all the information stated herein, as well as any information provided in the accompaniment herewith, is true and accurate.</i>	
Name & Title of Authorized Official	Signature & Date (mm/dd/yy)  09/6/11
Name & Title of Contact at Grantee Agency <i>(person who can answer questions about the report and program)</i>	Contact Phone (with area code) 503-823-2378
Dawn Martin, Housing Program Specialist	

End of PART 6