



PORTLAND PARKS & RECREATION

Healthy Parks, Healthy Portland

Leach Botanical Garden Master Plan

July 2010



www.PortlandParks.org

Commissioner Nick Fish
Director Zari Santher

Planning Process

- 11-person steering committee (representatives from neighborhood groups, interested citizens and PP&R staff)
- Two open houses
- Briefing for Powellhurst Gilbert NA
- Revisions and review by new Leach Friends board and original steering committee

www.PortlandParks.org

Background and Significance



www.PortlandParks.org

Role & Function of the Garden


- A *botanical garden* that focuses on plants of the Pacific Northwest and the historic Leach collection
- An *educational resource*
- A *museum* that displays and educates visitors about John and Lilla Leach

www.PortlandParks.org



Proposed Site Concepts

- Develop a new entry to the garden.




- Develop the upper part of the garden as an educational area that can accommodate individuals, small groups, and classes.

- Provide a range of exhibits and educational opportunities in the upper area.



- Expand the garden's new collections into the upper area and to the east.

- Expand the trail and circulation system throughout the garden.



www.PortlandParks.org

Plant Collections

The Upper Garden

- Add new plant collections to include a children's garden, a display garden, and demonstration beds.



The Pacific Northwest Forest

- Expand the Pacific NW native forest collection, including the cedar forest and enhance the riparian zone as a wetland area.

www.PortlandParks.org

The Riparian Zone

- Maintain and enhance the riparian zone along Johnson Creek as a wetland area with limited trail access, especially in the eastern third of the garden.



Nursery

- Maintain in its present location.
- Develop an area for selling plants.
- Develop as a source of scientific information.
- Develop a demonstration greenhouse.

www.PortlandParks.org



Historic Leach Plant Collection

Strengthen the integrity of the historic Leach collection by:

- Thinning surrounding woods
- Relocating part of the collection to the east and north expansion areas.

Maintain the garden's emphasis on indigenous plants of the Pacific NW by:


- Expanding the forest collection, developing a cedar grove,
- Enhancing riparian & wetland areas
- Developing a Willamette Valley Prairie collection



www.PortlandParks.org

Education

Expand & improve educational opportunities at the garden.



Develop a system of interpretive signs that are informative & engage visitors in an imaginative way.

www.PortlandParks.org

Facilities

Manor House

- Continue to use for receptions.
- Restore structure to reflect its 1930s heritage & update.
- Develop as museum to document the contributions of John & Lilla Leach.



Education Facility

- Develop an education facility in the upper garden that will have the capacity to accommodate small groups.
- Develop an open-air structure as an interim education facility.

www.PortlandParks.org

Administration Building

- Improve & update to function as office space & a classroom.



www.PortlandParks.org

Stone Cabin


- Renovate to be usable for education programs.
- Develop a covered shelter for outdoor classes.

Stone Residence

- Renovate as an open air structure for classes and picnics.

Carriage House

- Renovate as storage facility.



Outdoor Shelters

- Construct two shelters to be used for educational programs.

www.PortlandParks.org

Access & Parking

Parking

- Develop a new vehicle & pedestrian entry at the intersection of SE 122nd & SE Claybourne.
- Explore redevelopment of the lower parking lot.



www.PortlandParks.org

Circulation

- Develop network of paths that preserves & enhances the garden's beauty, topography, plantings, & views.
- Improve paths to accommodate at least two people walking abreast, where possible.



Johnson Creek Pedestrian Bridge

- Develop new pedestrian connection between north & south sides of Johnson Creek.

Accessible Trail

- Develop fully accessible pedestrian trail to connect upper & lower gardens.

www.PortlandParks.org

Acquisition

Acquire property north and east of the garden to expand the collection and provide a caretaker residence.



www.PortlandParks.org



Implementation

- Expanded and reenergized board
- Phased development plan
- Business plan

www.PortlandParks.org



PORTLAND PARKS & RECREATION

Healthy Parks, Healthy Portland



www.PortlandParks.org