

[Home](#)[Services](#)[Calendar](#)[Publications](#)[Charter, Code & Policies](#)[Divisions](#)[Intranet \(Employees\)](#)[Site Map](#)
[Assessments, & Liens Council Clerk Audit Services Elections IPR Hearings Lobbyist](#)
[POL](#) → [Government](#) → [Elected Officials](#) → [Auditor](#) → [Divisions](#) → [Progress Board](#) → [Benchmarks](#) → [Urban Vitality](#)

## 58 Income Spent on Housing - Printable Version - Edit Content

**Decrease the percentage of homeowners and renters who spend 30% or more of their income on housing and utilities.**

Under federal standards, housing is considered affordable if it consumes less than 30% of household income. Households spending greater than 30% are considered to have a "housing burden". After remaining steady in the late 1990s, the percentage of "burdened" Multnomah County homeowners has risen to just under 40% for the last few years. Although it rose to 45% in the 2007 survey, the new 3 year average posted by the Census Bureau showed a more modest increase to 42% (Chart 1).

For Multnomah County renters, the percent that were burdened decreased slightly in the late 1990s and has been rising since. Since 2002, over half of Multnomah County renters were burdened. Although this number dropped to 49% in 2007, the 3 year average showed it levelling off at 52% (Chart 2).

"Severely burdened" renters (spending 50% or more on rent and utilities) have steadily increased since 1998, peaking at just under 30% in 2004. They have remained steady around 27% for the last three years (Chart 3).

Chart 1

[Table of Contents](#)

[57 Parks and Open Spaces](#)

**[58 Income Spent on Housing](#)**

[61 Neighborhood Livability](#)

[62 Commute Times](#)

[72 Population Growth](#)

[75 Funding for the Arts](#)

[104 Street Cleanliness](#)

[Data notes](#)

### Percentage of Multnomah County homeowners spending 30% or more of their income on mortgage & utilities

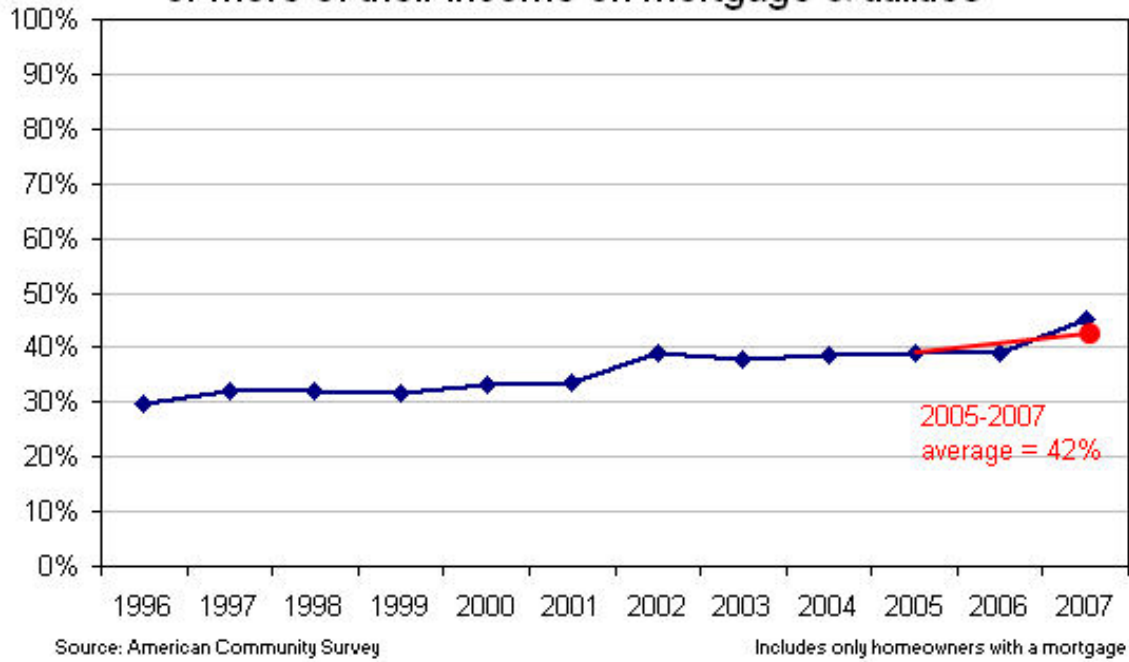
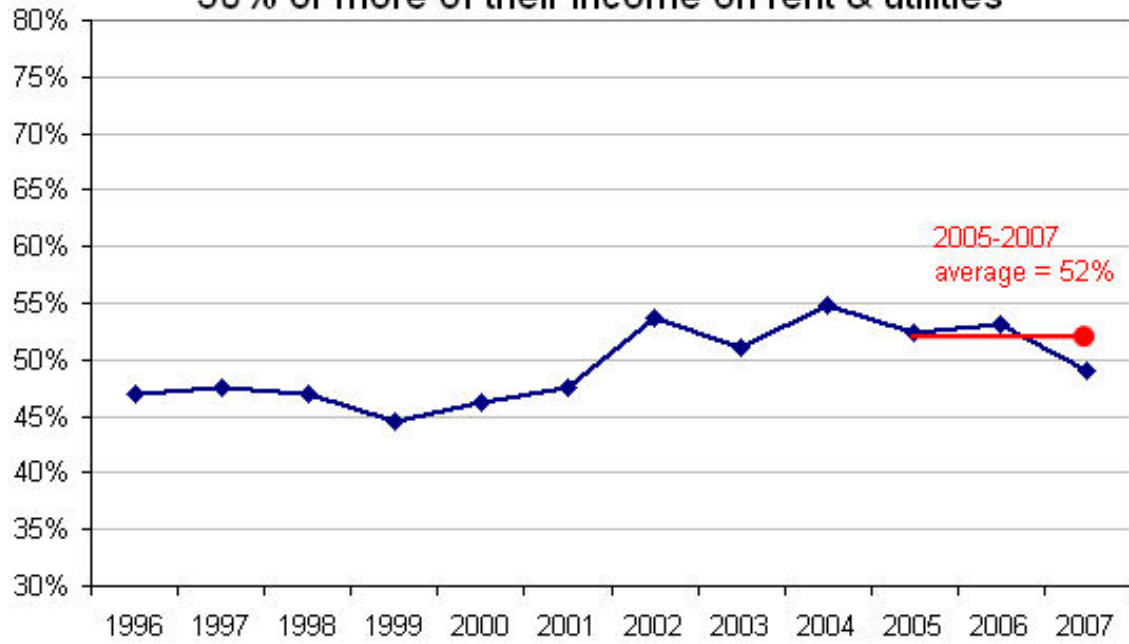


Chart 2

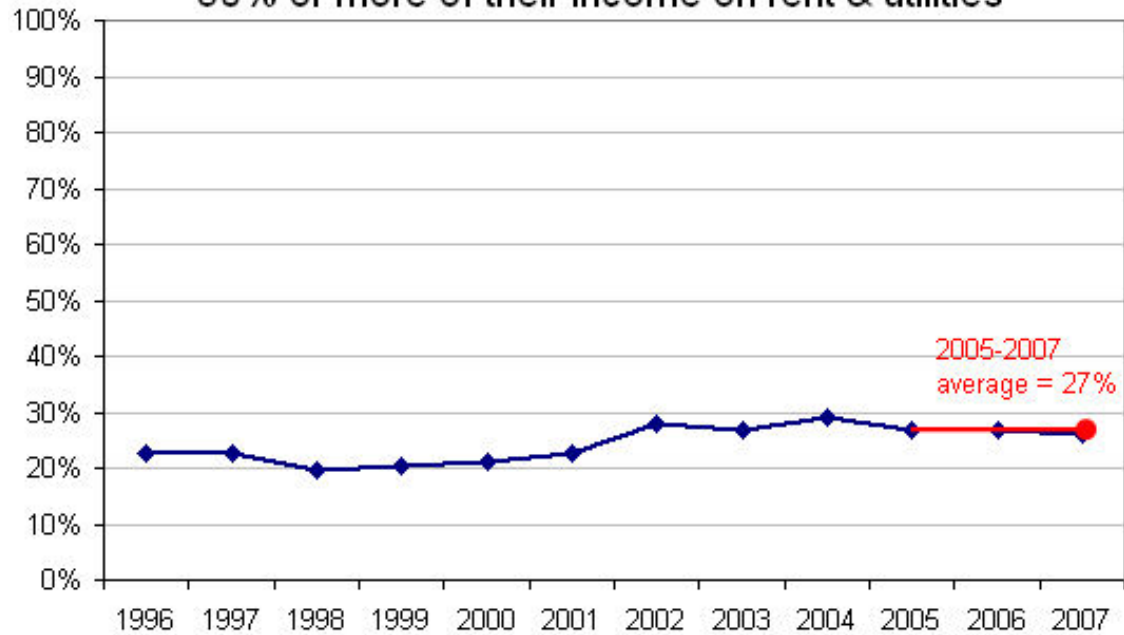
### Percentage of Multnomah County renters spending 30% or more of their income on rent & utilities



Source: American Community Survey

Chart 3

### Percentage of Multnomah County renters spending 50% or more of their income on rent & utilities



Source: American Community Survey

[Further analysis conducted in 1997.](#)

© 2009 [City of Portland, Oregon](#)  
[Disclaimer & Privacy Policy](#) - [Accessibility](#)

[Auditor LaVonne Griffin-Valade](#) - [Services](#) - [Calendar](#) - [Publications](#) - [Charter Code & Policies](#) - [Divisions](#)