

UKANDU

3015 SW 1st Avenue & 118 SW Porter Street

Type IV Demolition Review

JANUARY 16, 2025

Gensler

811 SW 6th Ave
Suite 300
Portland, OR 97204
United States
tel (971) 227-2370





UKANDU PROJECT TEAM

GENSLER

FROELICH ENGINEERS

HOLZY LANDSCAPE ARCHITECTURE

MEARSCPM LLC

WALSH CONSTRUCTION

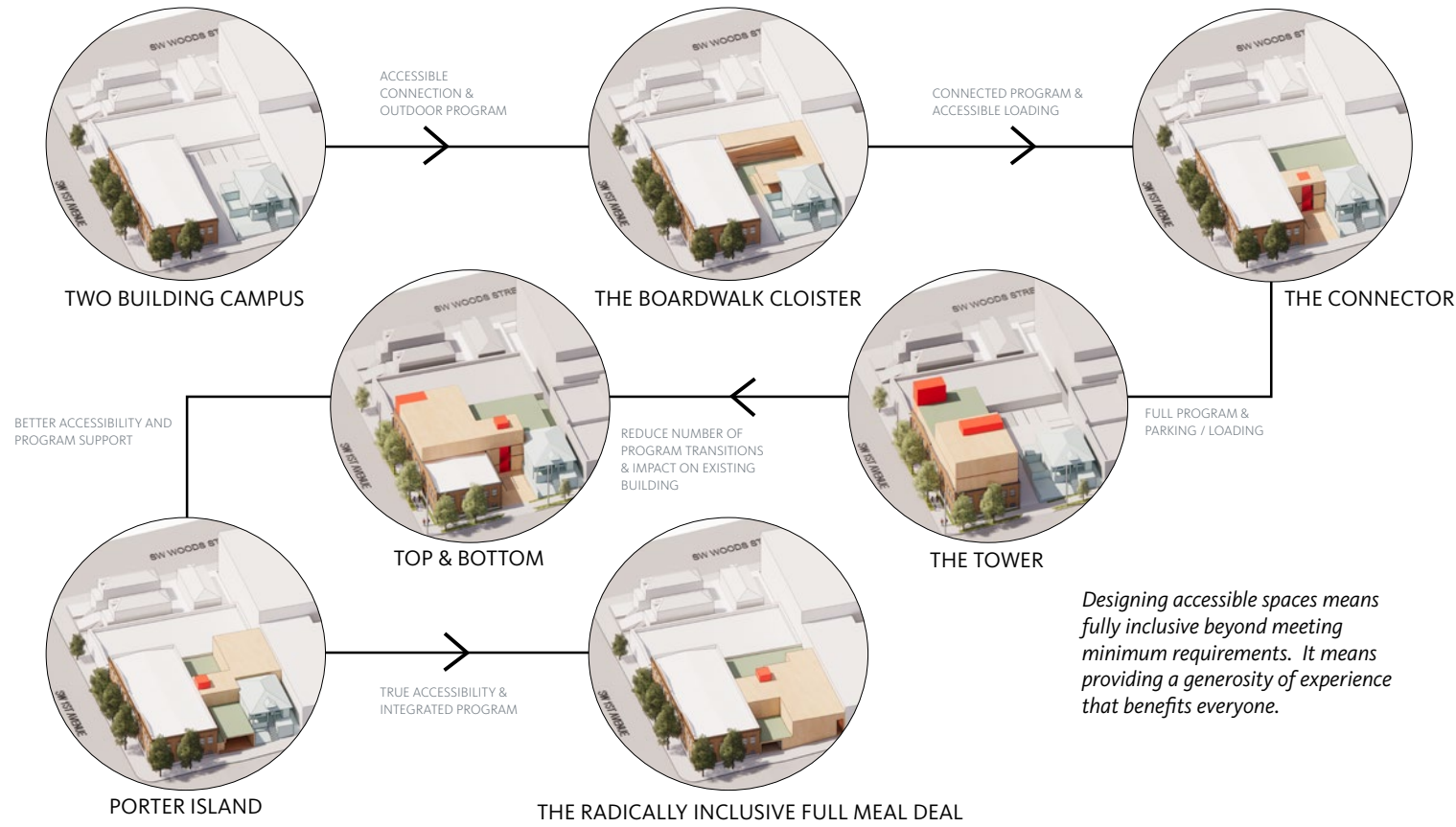
COSCO FIRE PROTECTION

HUGHES ELECTRICAL CONTRACTORS

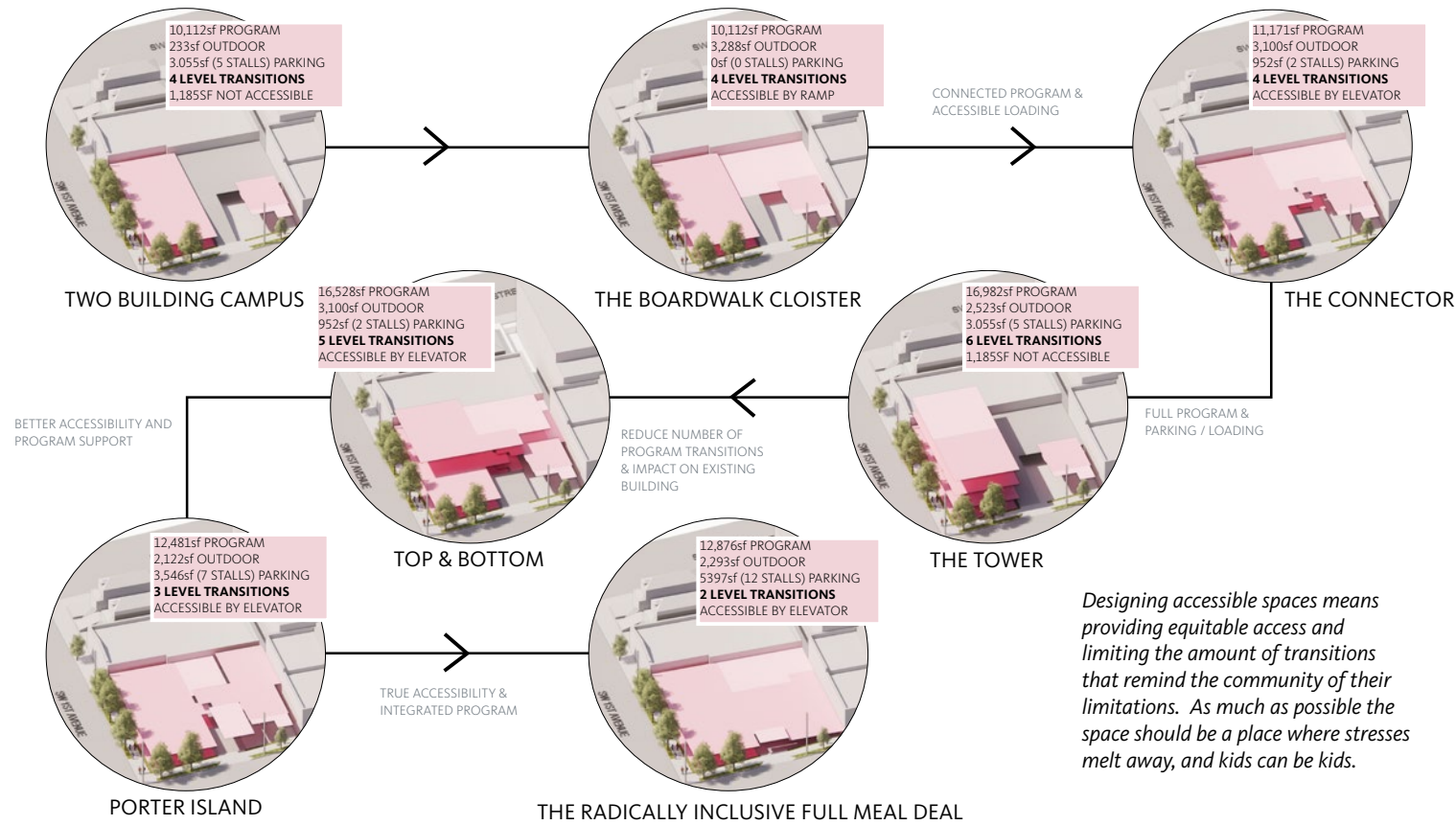
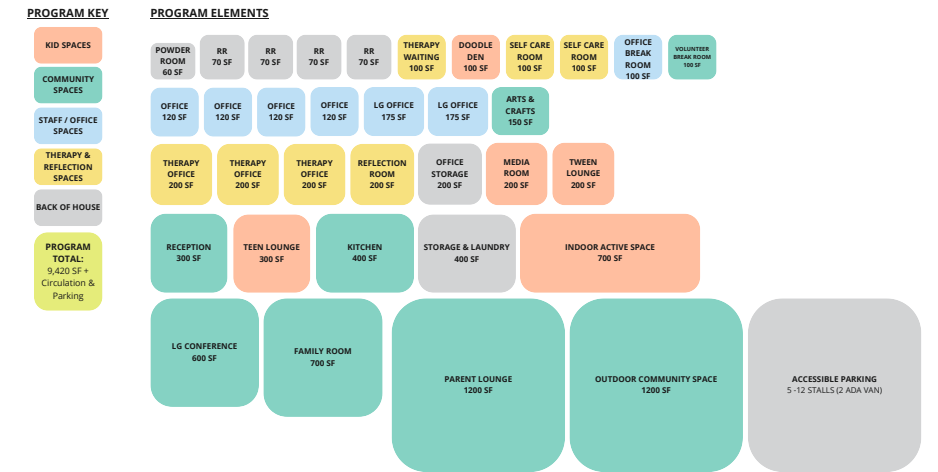
PIPER MECHANICAL

POINT MONITOR

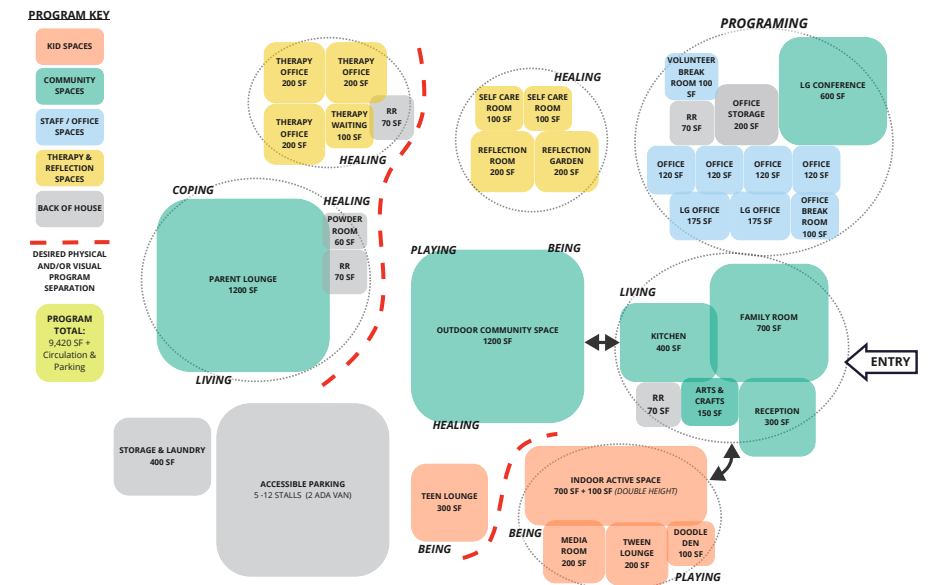


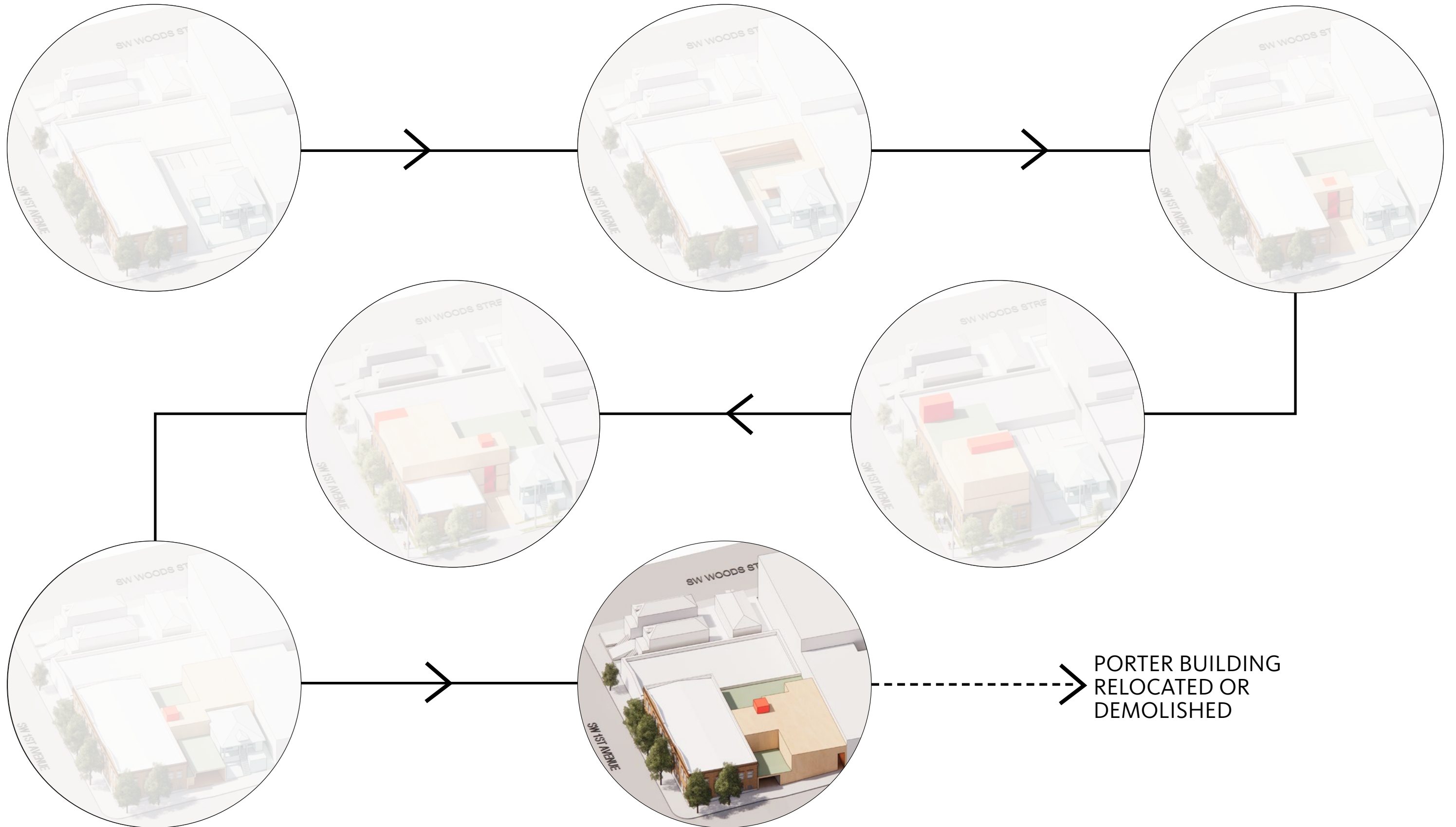


Designing accessible spaces means fully inclusive beyond meeting minimum requirements. It means providing a generosity of experience that benefits everyone.



Designing accessible spaces means providing equitable access and limiting the amount of transitions that remind the community of their limitations. As much as possible the space should be a place where stresses melt away, and kids can be kids.

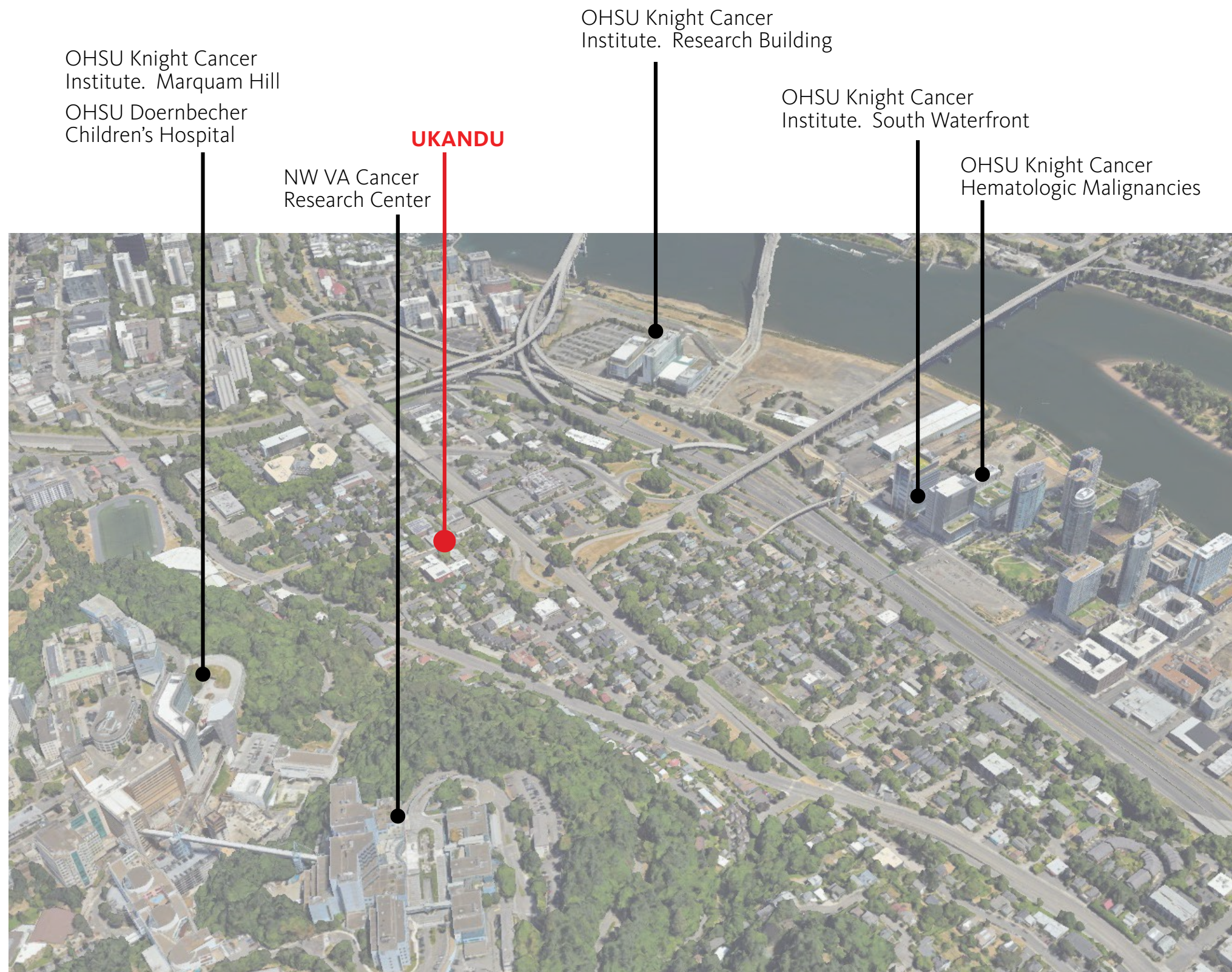




THE RADICALLY INCLUSIVE FULL MEAL DEAL







Strategically located between **Oregon's only pediatric cancer treatment facilities**, the site for the UKANDU Loft is just a 6 minute drive from Doernbecher Children's Hospital and 11 minutes from Randall Children's Hospital

*"We need a place **within the community** that allows families to get together, to feel a sense of community, to be able to relate with one another, to tell and share stories of what they've been through. I think that Ukandu is well-suited to provide this community space because they've been doing it for a long time. I think it will be a great place **outside of the hospital** to help heal."*

Dr. Jason Glover

Pediatric Oncologist Randall Children's Hospital, and Ukandu Medical Director

*"I think The Loft is an opportunity to be thought leaders and growth leaders in the medical community and create something that people will look at and say, 'Oh, that. **Every kid should have that. Every family should have that.** A hub. A place where they can go... **where they can feel seen and heard and supported.**' We want that."*

Dr. Amy King

Licensed Psychologist, Pediatric Health and Early Childhood Education Expert

Design Drivers

Be Radically Inclusive

Remove barriers and enable all people to experience the space equally, confidently, and independently.

Inspire Community Connections

Honor camp traditions while allowing for new traditions to be created. Foster connections with the greater community and support these new bonds to form and flourish.

Uplift through Nature

Lean on the healing power of nature. Cultivate connection and belonging by using natural light, natural forms, and greenery.

Lead with Intention

Do more with less. Put people first by focusing on their needs. Create an environment that encourages people to celebrate what makes them unique.

Celebrate Outrageous Fun

Celebrate joy. Welcome the wacky and the weird. Encourage play and experimentation.

“Everyone just welcomed us in. And the feeling of being welcomed, and trusting new people was very new for us. You’re not known as the ‘cancer kid’... the girl with the bald head. Everyone just gets it!”

Maddie

Ukandu patient participant

Demolition Review

The evaluation must consider:

- a.** The resource's age, condition, historic integrity, historic significance, design or construction rarity, value to the community, and association with historically marginalized individuals or communities;
- b.** The economic consequences for the owner and the community;
- c.** The merits of demolition;
- d.** The merits of development that could replace the demolished resource, either as specifically proposed for the site or as allowed under the existing zoning;
- e.** The merits of preserving the resource, taking into consideration the purposes described in Subsection A; and
- f.** Any proposed mitigation for the demolition.

Demolition Review

The evaluation must consider:

- a.** The resource's age, condition, historic integrity, historic significance, design or construction rarity, value to the community, and association with historically marginalized individuals or communities;

Demolition Review

The evaluation must consider:

- b.** The economic consequences for the owner and the community;

Demolition Review

The evaluation must consider:

c.The merits of demolition;

Demolition Review

The evaluation must consider:

- d.** The merits of development that could replace the demolished resource, either as specifically proposed for the site or as allowed under the existing zoning;

Demolition Review

The evaluation must consider:

- e.** The merits of preserving the resource, taking into consideration the purposes described in Subsection A; and

Demolition Review

The evaluation must consider:

- f.** Any proposed mitigation for the demolition.

