



**PORTLAND PARKS
& RECREATION**SM

Healthy Parks, Healthy Portland

Parks Levy Looking Forward

November 20, 2024



What is the Parks Levy?

A FIVE-YEAR, ANNUAL PROPERTY TAX FOR PP&R OPERATIONS

Overview

- Organized by 15 commitments from ballot language
- Performance data
- Financial data to account for every dollar of Parks Levy spending
- Stories and interviews



Recreation for All



- Prevent cuts to recreation programs, closures of community centers and pools (C4).
- Deliver recreational programs, including, but not limited to, environmental education and access to nature for youth, summer camps, family-friendly movies and concerts, fitness and arts classes, teen- and senior focused programs, life-saving swim lessons, and a summer playground program serving free lunches to children experiencing hunger (D2).
- Remove financial barriers for low-income households by ending current dependence on recreation fee revenues, allowing an equity-focused delivery of community events and programs and reducing the likelihood of further cuts to recreation offerings (D3).

RECREATION FOR ALL



1,344,574

estimated
program
attendance



117,950

free meals
served



10,393

swim lessons
participants

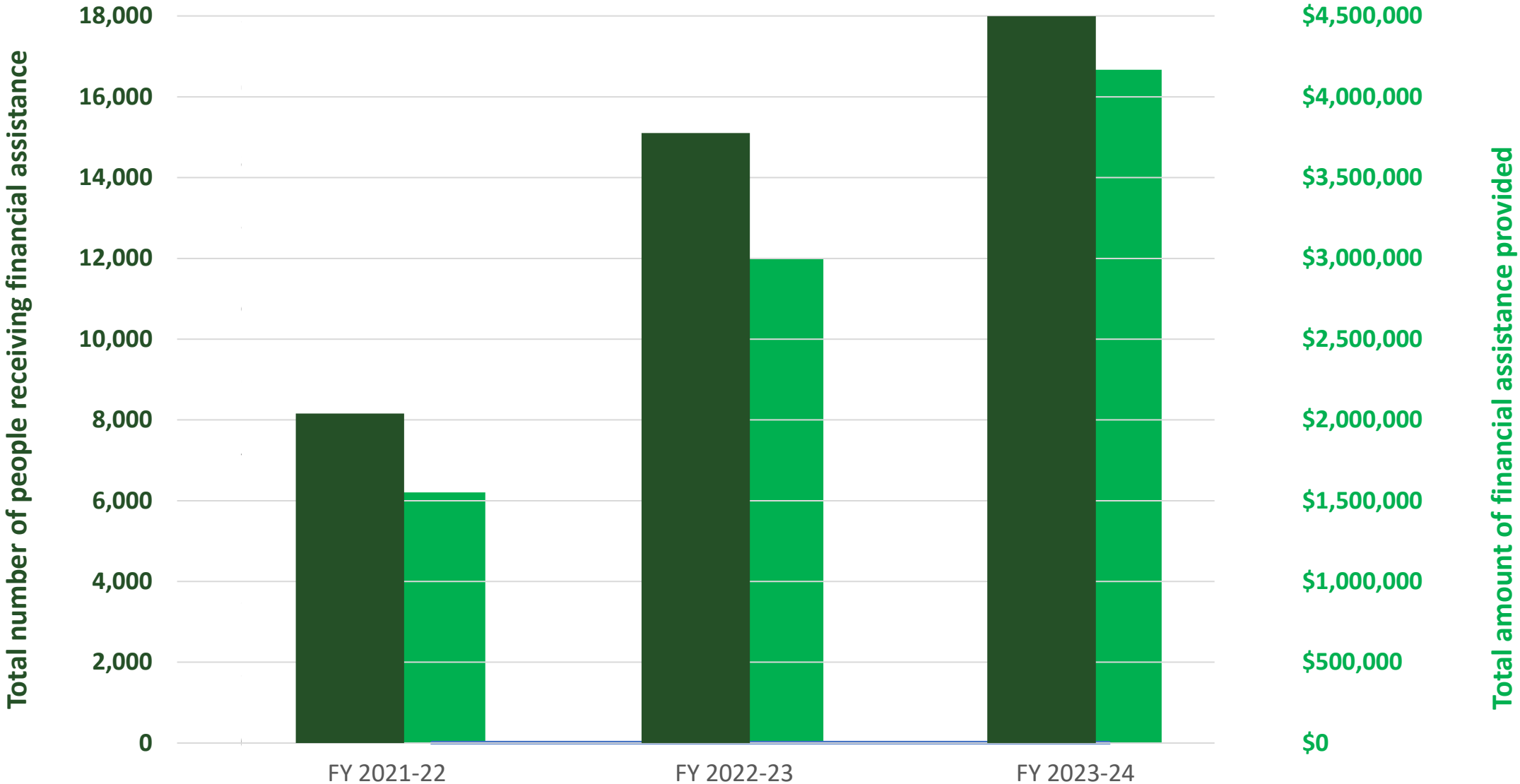
“My son was afraid of the water, but now he’s excited to go to swim lessons and show me what he’s learned. I’ve seen lots of progress.”

– Diana Ramirez
Parent of Whitman second grader



Matt Dishman Community Center
Block Party Returns

RECREATION FOR ALL



Protect and Grow Nature



- Enhance and preserve parks, rivers, wetlands, trees, and other important natural features in urban areas for the benefit of all Portlanders and wildlife (C1). **and** Protect water quality and wildlife habitat, control erosion, remove invasive species in 8,000 acres of natural area (D1).
- Increase opportunities for communities of color and children experiencing poverty to connect with nature (C3).
- Enhance park maintenance to keep parks clean and safe, including litter and hazardous waste removal, restroom cleaning, and playground safety (C5). **and** Clean litter and hazardous waste in parks and natural areas, maintain grounds and landscaping, provide safety checks on play equipment, improve preventative and traditional maintenance (D4). **and** Keep public restrooms open and cleaner (D5).
- Plant new trees in communities where today canopy coverage is lower, to improve air and water quality, diminish the impacts of climate change, and provide wildlife habitat (D6). **and** Protect Portland's 1.2 million park trees by performing proactive maintenance, safety checks, hazard removal, and replacement of damaged trees in parks and natural areas (D7).
- Modernize data systems to improve internal efficiency (D8).

PROTECT AND GROW NATURE



6,658

participants in
nature programming



3,017

trees planted in
priority neighborhoods



3,321,125

pounds of trash
removed



"I like being outdoors,
building things and
being able to fix things
people use every day,
like trails."

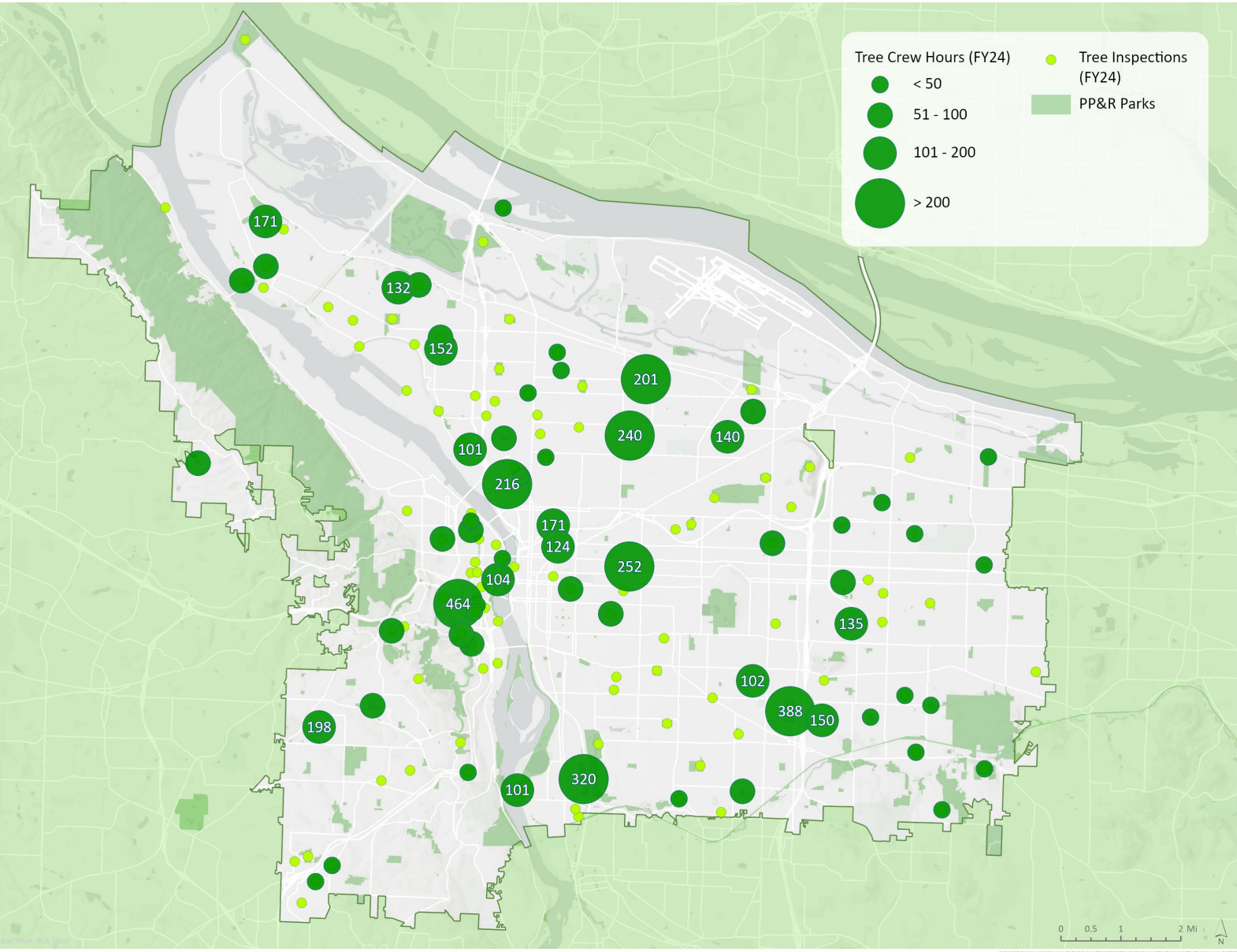
— Abe, *Connecting
Canopies*

"Our mission is to
connect diverse
communities—and
all communities, really—
to the outdoors and
nature."

— Jorge Guzman,
Vive NW



Park Tree Maintenance Tree Inspections and Tree Crew Hours in FY 2023-24



| Performance Measures | FY 21-22 | FY 22-23 | FY 23-24 |
|---|----------|----------|----------|
| Number of park trees receiving proactive maintenance ¹ | N/A | 413 | 1,879 |
| Number of parks receiving tree inspections ¹ | N/A | 64 | 116 |
| Number of parks receiving proactive tree maintenance ¹ | N/A | 14 | 72 |
| Percentage of permit cases receiving a compliance inspection | 27% | 30% | 63% |
| Arborist hours dedicated to park trees ² | 7,842 | 9,373 | 18,267 |

¹PP&R’s proactive tree maintenance program launched in the second half of FY 2022–23.

²Staff time needed to respond to tree emergencies can influence staff time available in parks.

Community Partnerships



- A community oversight committee will be appointed to review Parks Levy expenditures and to report annually to City Council. The Measure also directs the Bureau to provide for a performance audit to ensure that services funded by the levy are consistent with voter intent (D).
- Prioritize services for communities of color and households experiencing poverty, including equity-centered engagement and outreach, community partnership grants, and increased engagement with volunteer and partner groups (D9).
- Provide park and recreation services to diverse populations including communities of color, seniors, teens, households experiencing poverty, immigrants and refugees, and people living with disabilities (C2).

PARKS LEVY OVERSIGHT COMMITTEE



Alescia Blakely



Mary Ruble



Silas Sanderson



Tim Williams

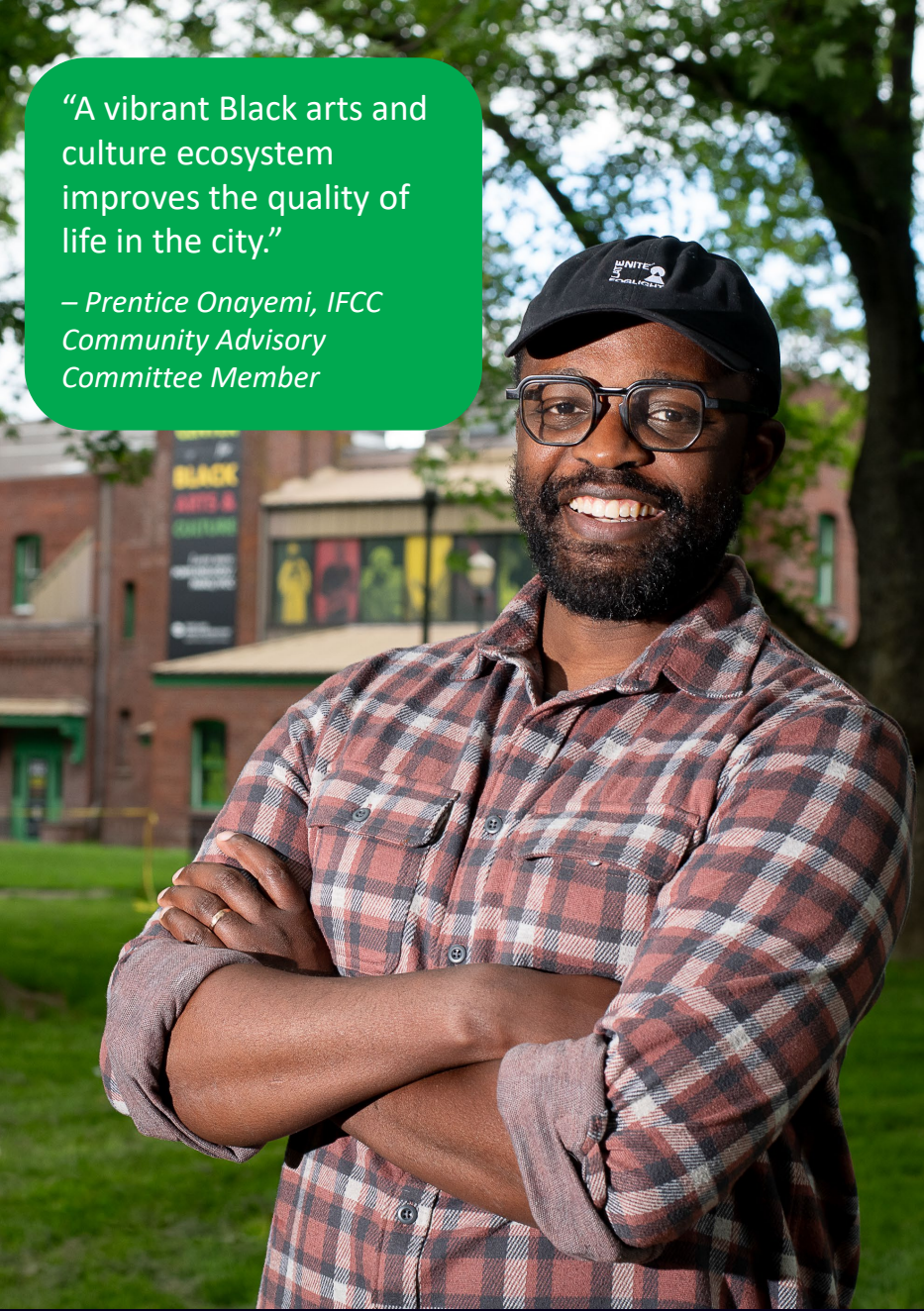


Zay Conant

COMMUNITY PARTNERSHIPS




“I really enjoy teaching and interacting with people in Japanese and getting to know people in the language. It’s really fun, and there’s a different energy in those classes.”
– Wakana Turner, PTC tennis professional and instructor



“A vibrant Black arts and culture ecosystem improves the quality of life in the city.”
– Prentice Onayemi, IFCC Community Advisory Committee Member

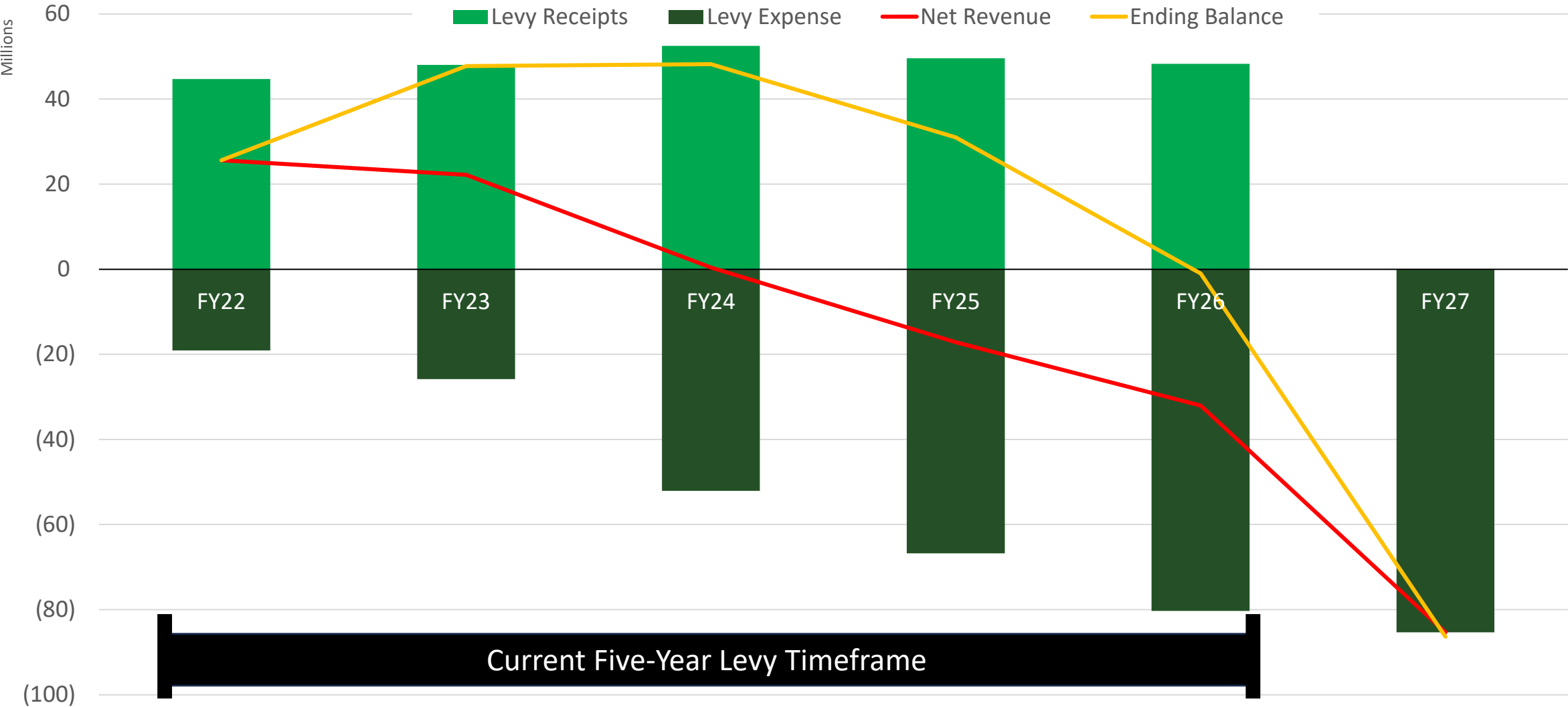
PARKS LEVY

Financial Actuals
(JULY 2023 THROUGH JUNE 2024)

| Parks Levy Commitment | Sum of Total Expense* | Parks Levy Portion of Expense |
|---|------------------------|-------------------------------|
|  Recreation for All | \$33,401,151.75 | \$17,600,373.19 |
|  Protect and Grow Nature | \$56,234,295.99 | \$29,882,049.93 |
|  Community Partnerships | \$6,339,817.99 | \$3,340,698.06 |
| <i>Total (PP&R Program and Service Expenses)</i> | <i>\$95,975,265.73</i> | <i>\$50,823,121.18</i> |
| Children’s Levy Compression | | + <u>\$392,498.00</u> |
| Grand Total (All Parks Levy Expenditures) | | \$51,215,619.18 |

*Total net expenses include reductions from associated program revenues.

Levy Expires: 50% Operational Reduction FY 2026-27





PORTLAND PARKS & RECREATIONSM

Healthy Parks, Healthy Portland