JOB No 259
SHEET No 3

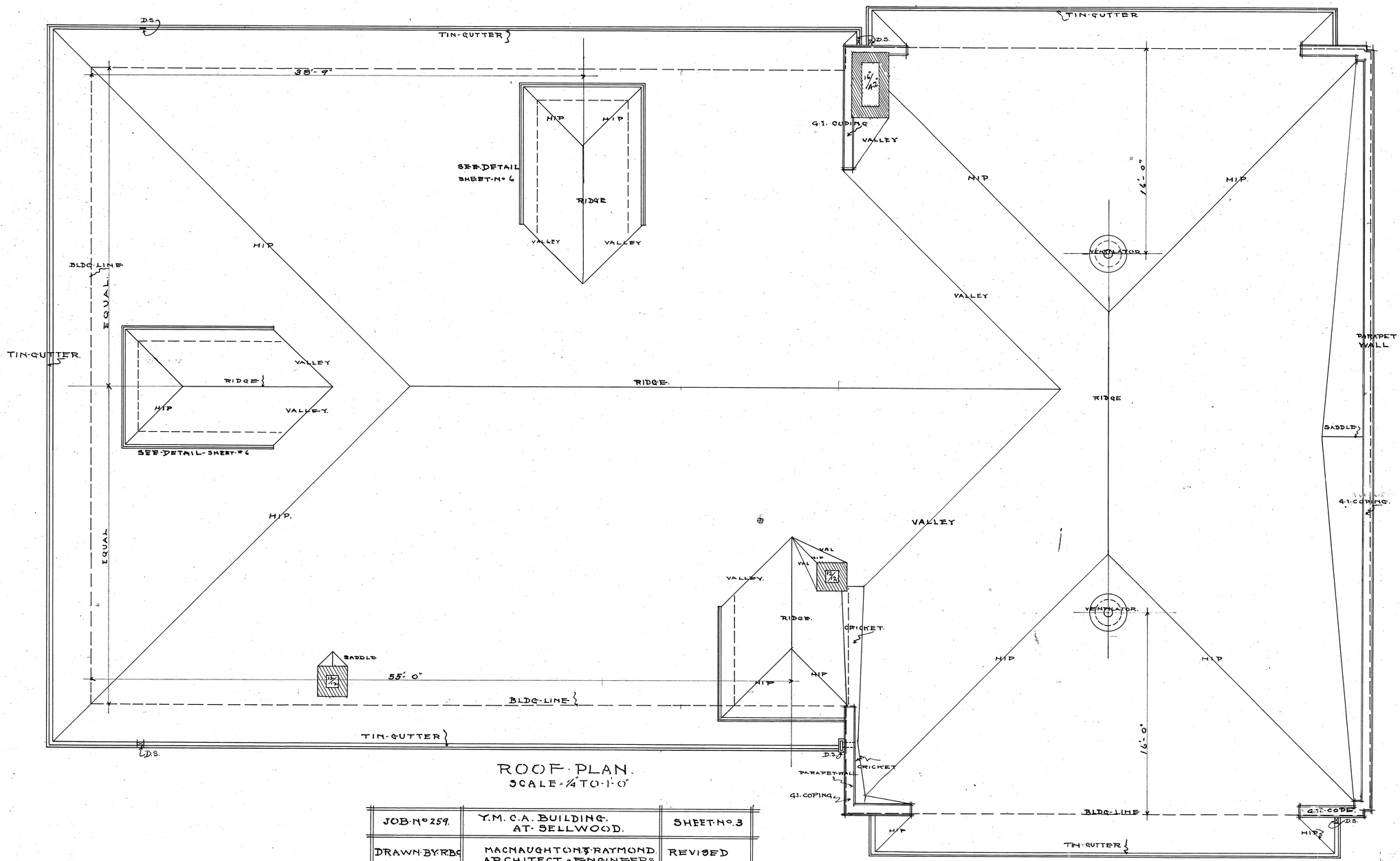

ROOF PLAN.
SCALE - 1/4" TO 1'-0"

JOB No 259.	Y.M.C.A. BUILDING. AT SELLWOOD.	SHEET No 3
DRAWN BY R.B.C.	MACNAUGHTON & RAYMOND. ARCHITECT - ENGINEERS 606 - CONCORD BULDG. PORTLAND - ORE.	REVISED
TRACED BY R.B.C.		DATE
CHECKED J.M.T.		APPROVED. E Ben

Otis W. Dutro Barrett

JOB No 259
SHEET No 1

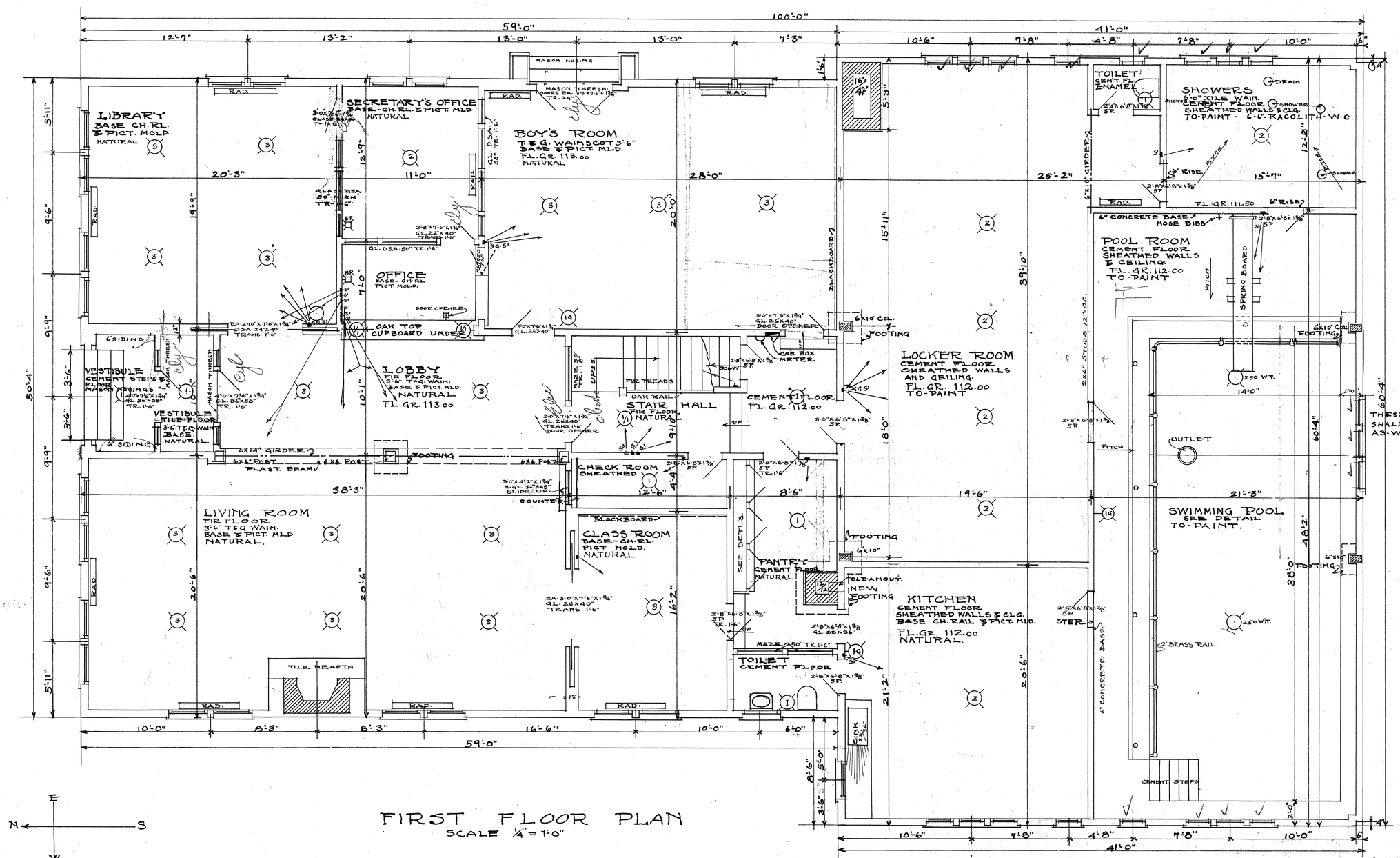

FIRST FLOOR PLAN

SCALE 1/4" = 1'-0"

NOTE! ALL MEASUREMENTS ARE TAKEN FROM OUTSIDE OF SHEATHING TO CENTER OF PARTITIONS.

NOTE! ALL FOOTINGS EXCEPT THOSE MARKED ON THIS PLAN ARE IN PLACE.

Otis W. Dutro Barrett Cos

JOB No 259	Y.M.C.A. BUILDING AT SELLWOOD.	SHEET No 1
DRAWN BY J.M.T. TRACED BY J.M.T. CHECKED R.B.C.	MAC NAUGHTON & RAYMOND ARCHITECTS-ENGINEERS 606 CONCORD BLDG. PORTLAND ORE.	APPROVED E. Bee DATE REVISED

JOB No 259
SHEET No 2

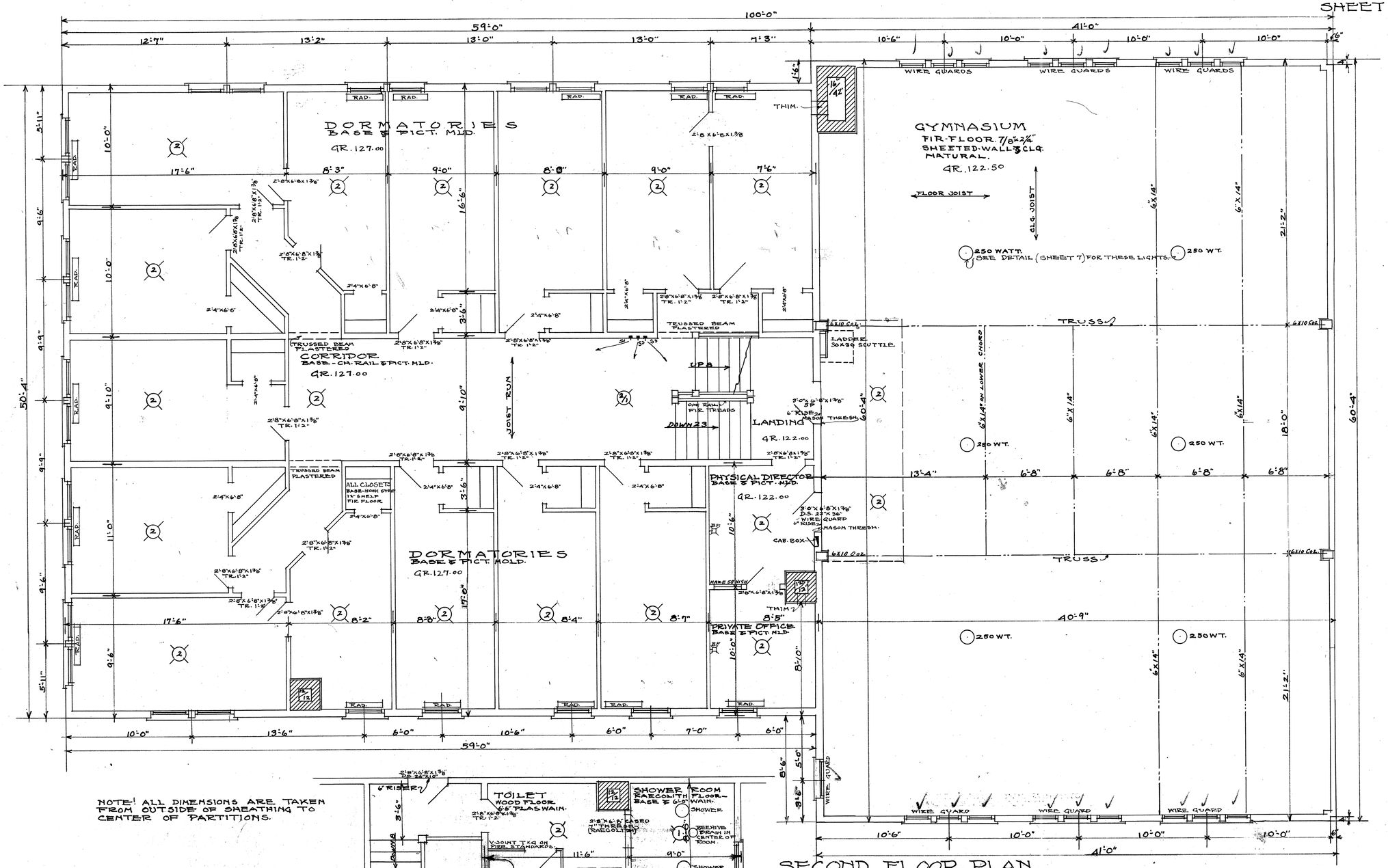

NOTE! ALL DIMENSIONS ARE TAKEN FROM OUTSIDE OF SHEATHING TO CENTER OF PARTITIONS.

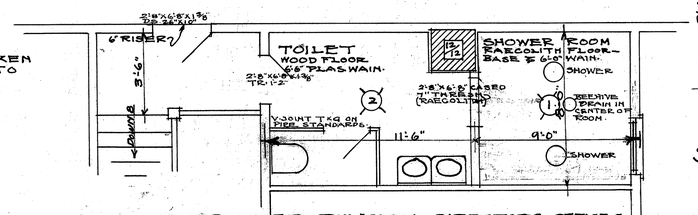

FLOOR OVER PHYSICAL DIRECTORS OFFICES.

SECOND FLOOR PLAN
SCALE ¼"=1'-0"

Otis H. Dutro Barretto W.L.S.

JOB No 259	Y.M.C.A. BUILDING AT SELLWOOD	SHEET No 2
DRAWN BY J.M.T. TRACED BY J.M.T. CHECKED R.B.C.	MAC NAUGHTON & RAYMOND ARCHITECTS-ENGINEERS 606 CONCORD BLDG. PORTLAND ORE.	APPROVED BY E.Bu DATE REVISED

JOB NO 259
SHEET NO 5

MACNAUGHTON & RAYMOND
ARCHITECTS
606 CONCORD BLDG
PORTLAND ORE.
ENGINEERS



SPOKANE AVE. ELEVATION
SCALE 1/4" = 1'-0"

YMCA BUILDING AT SELLWOOD
COR. E. 15TH & SPOKANE AVE.

DRAWN BY LCR.
TRACED BY JMT.
CHECKED BY JMT.
APPROVED
DATE-
REVISED 3-14-40

JOB No 259
SHEET No 4

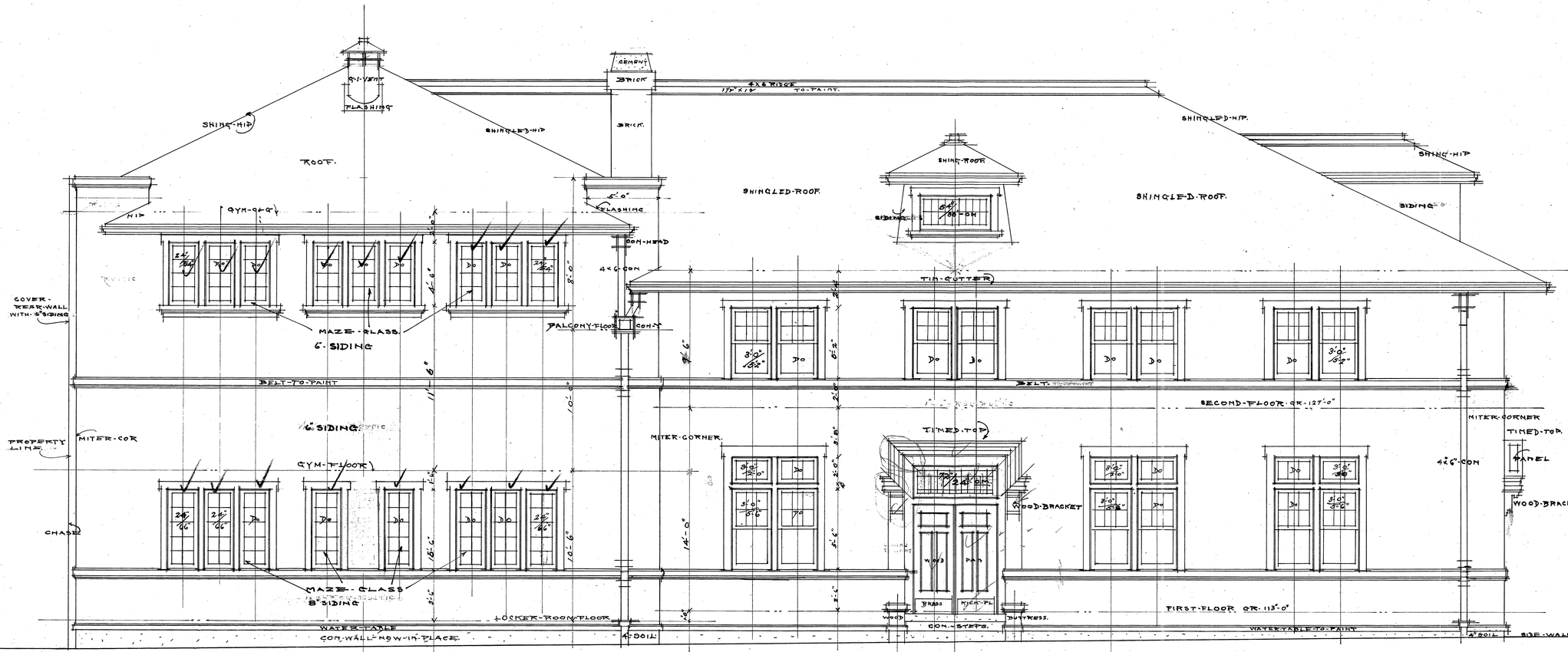

FIFTEENTH STREET ELEVATION
SCALE 1/4" = 1'-0"

Otis W. Dutro Berrett

JOB NO. 259	Y.M.C.A BUILDING AT SELLWOOD	SHEET NO. 4
DRAWN BY R.B.C. TRACED " R.B.C. CHECKED	MAC NAUGHTON & RAYMOND ARCHITECTS - ENGINEERS 606 CONCORD BLDG. PORTLAND ORE.	APPROVED DATE REVISED

JOB No. 259
SHEET No. 5

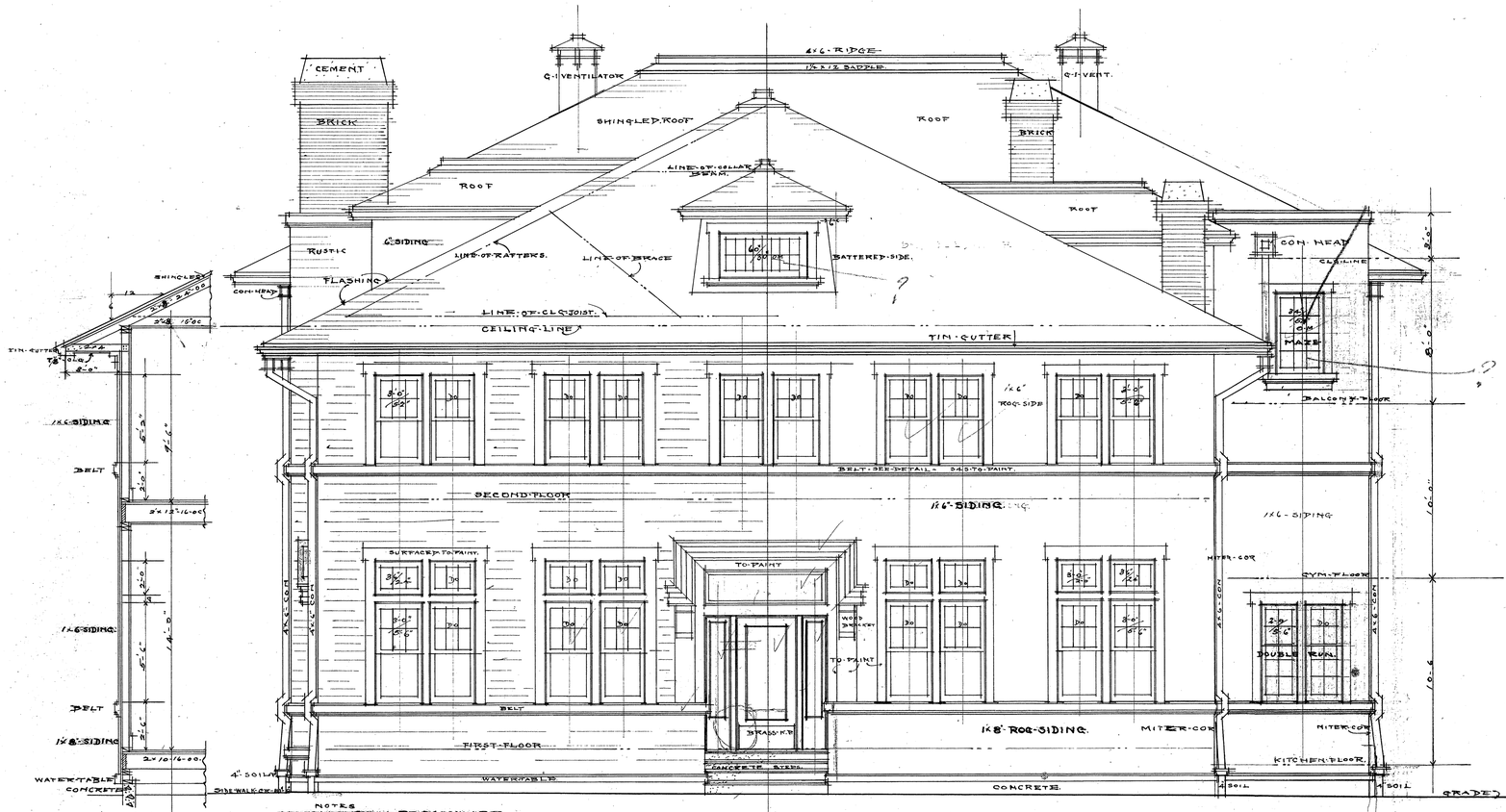

SECTION
SCALE ¼" TO 1'-0"

NOTES
ALL GLASS SHALL BE DSA UNLESS OTHERWISE MARKED
SIDING SHALL BE SCRIBED TO CASINGS ETC.

SPOKANE AVE ELEVATION
SCALE ¼" TO 1'-0"

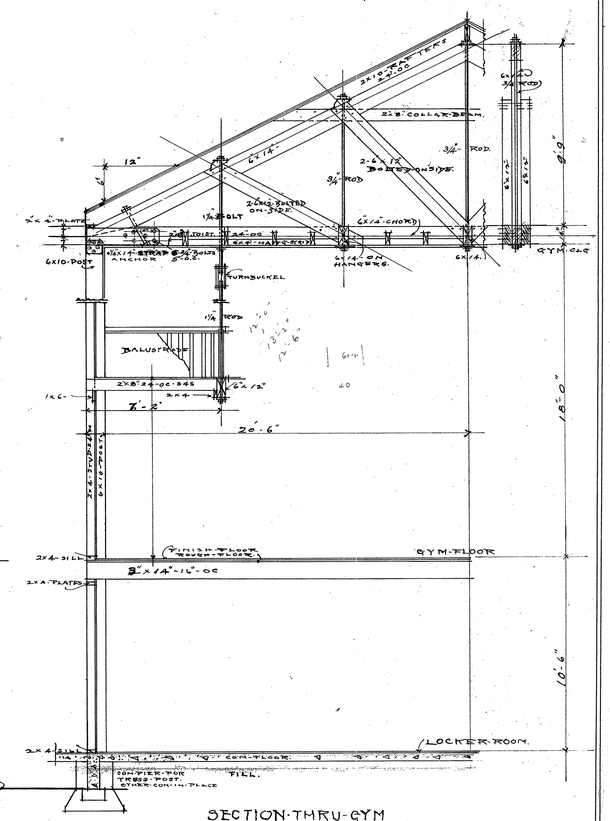

SECTION THRU GYM
SCALE ¼" TO 1'-0"

Otto W. Dutro Barretto
ARS

JOB No. 259	Y.M.C.A. BUILDING AT SELLWOOD	SHEET No. 5
DRAWN BY R.B.C. TRACED " " " CHECKED BY	MAC NAUGHTON & RAYMOND ARCHITECTS - ENGINEERS 606 CONCORD BLDG. PORTLAND ORE.	APPROVED E. Ben DATE REVISED

JOB No 259
SHEET No 6

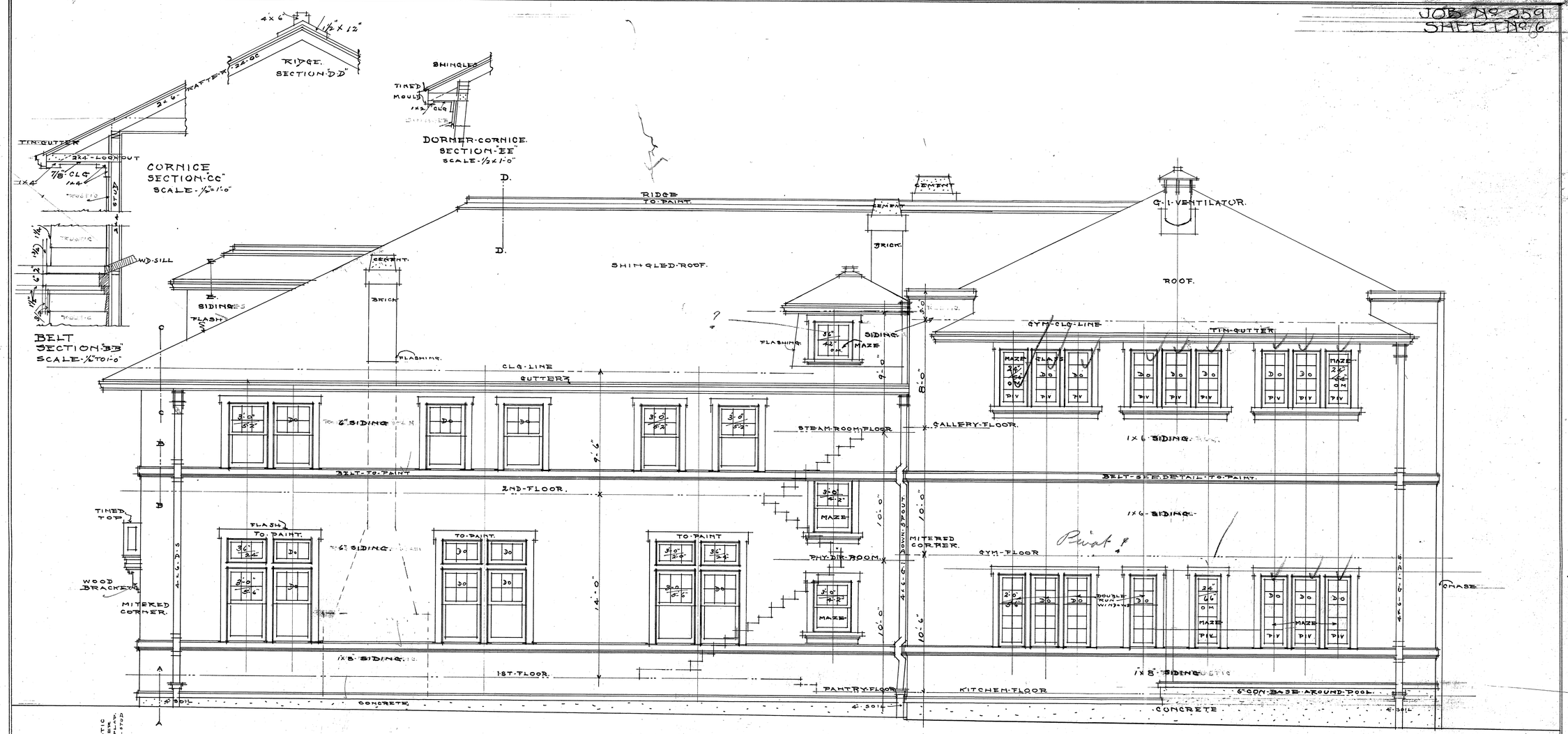

WEST ELEVATION
SCALE - 1/4" TO 1'-0"

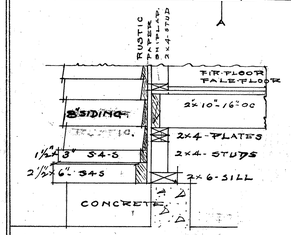

SECTION "AA"
SCALE - 1/2" TO 1'-0"

NOTES

ALL MEASUREMENTS ARE FROM OUT SIDE OF SHEETING TO CENTER OF PARTATION
ALL SHINGLES AND RUSTIC SHALL BE SCRIBED TO CASINGS ETC.
WINDOWS MARKED "PIV" SHALL BE PIVOTED ON CENTERS.

Otis W. Dutro - Barretts
A.H.S.

JOB No 259.	Y.M.C.A. BUILDING AT SELLWOOD	SHEET NO 6
DRAWN BY R.B.C.	MACNAUGHTON & RAYMOND. ARCHITECTS - ENGINEERS. 606 - CONCORD BULDG. PORTLAND - ORE.	APPROVED E Bue
TRACED BY R.B.C.		DATE
CHECKED BY		REVISED.

JOB-Nº 259.
SHEET-Nº 7"

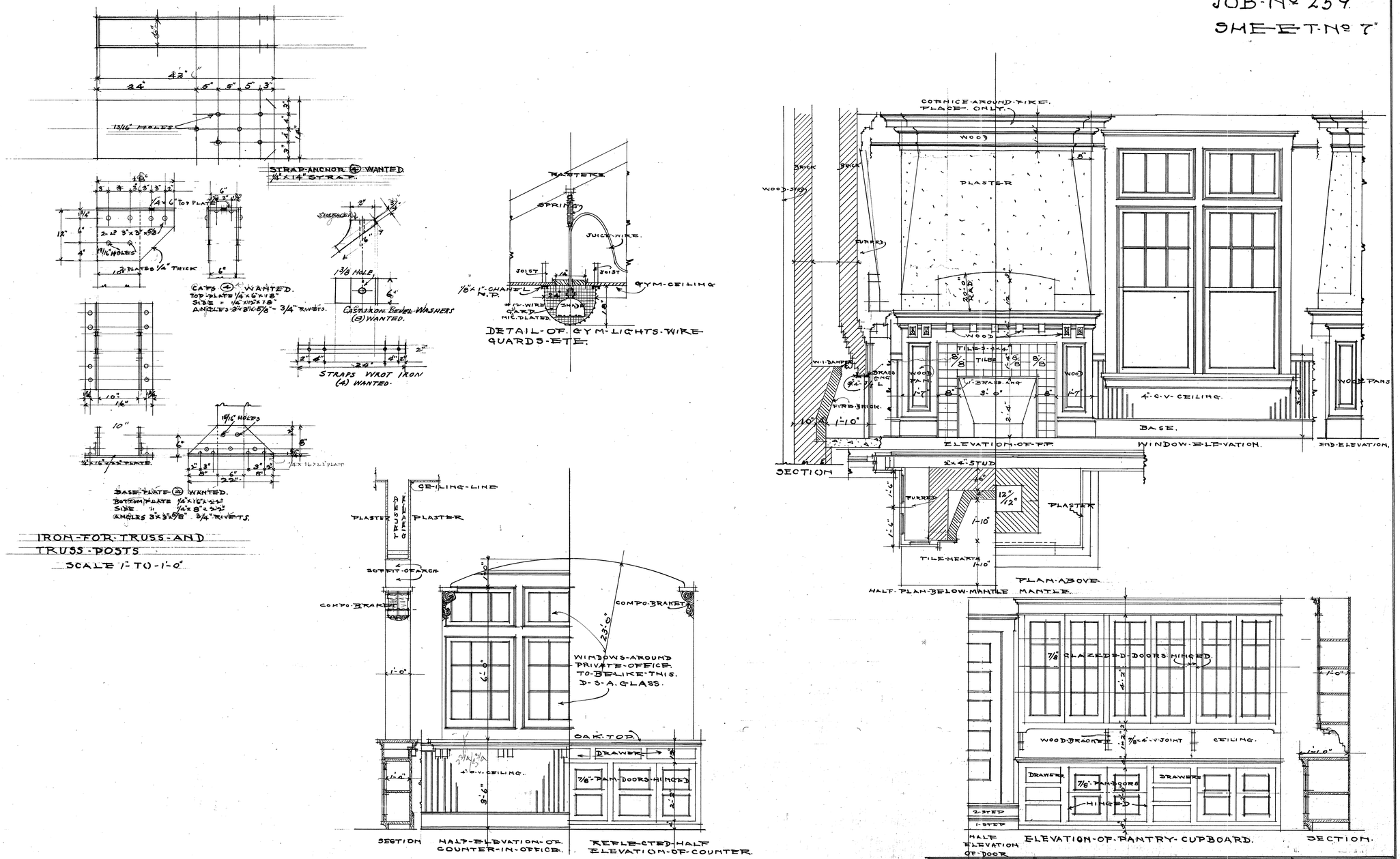

SCALE-DETAIL.
SCALE-1/2" TO-1'-0"

Otto W. Dutro Barrette ARS

JOB-Nº 259.	Y.M.C.A. BLDG. AT-SELLWOOD.	SHEET-Nº 7.
DRAWN-BY-R.B.C. TRACED-BY-R.B.C. CHECKED.	MACNAUGHTON & RAYMOND. ENGINEERS - ARCHITECTS. 606-CONCORD-BLDG. PORTLAND - ORE.	REVISED DATE APPROVED. E.Bu.

JOD No. 259
SHEET No. 8

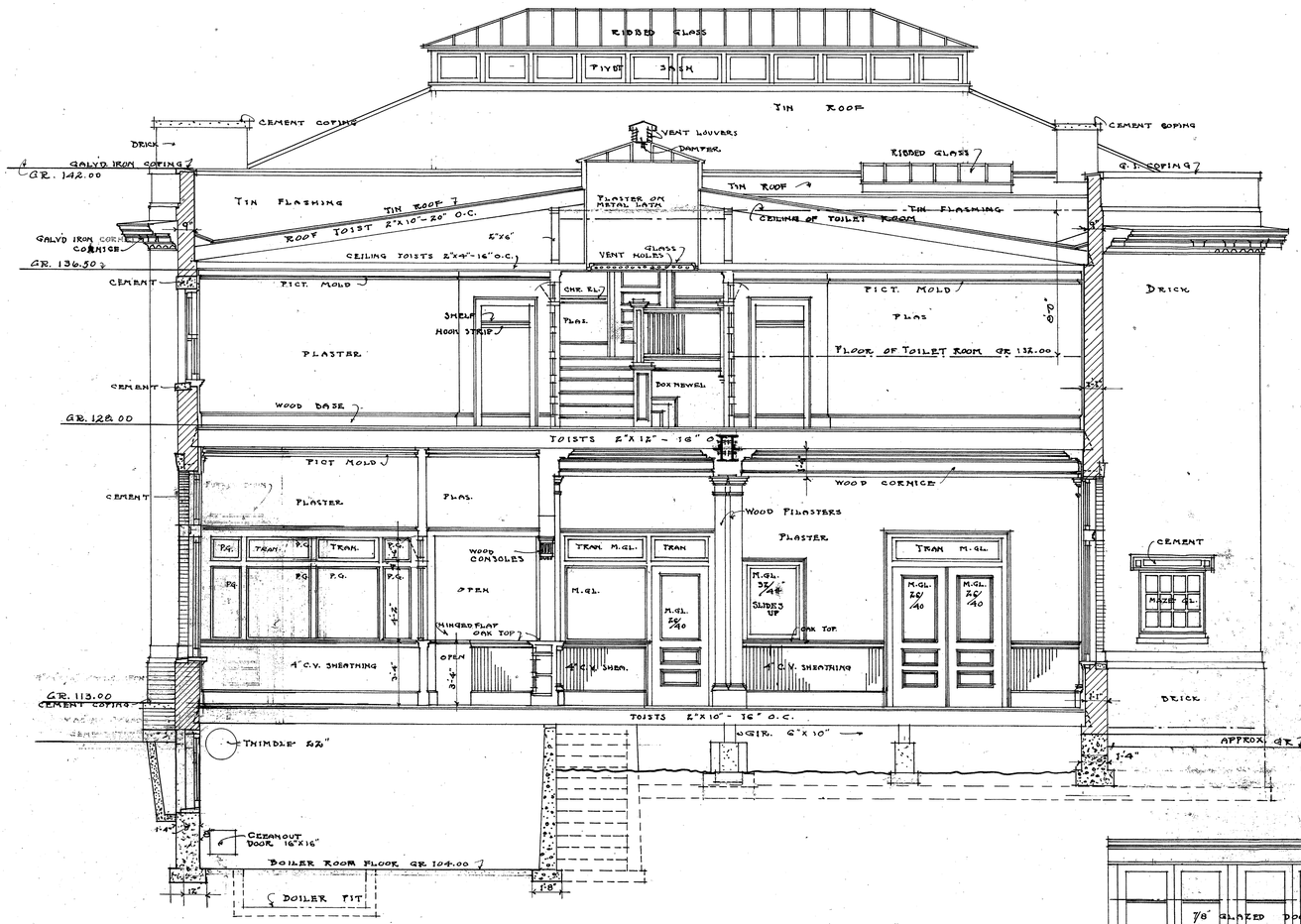

TRANSVERSE SECTION
THRO' FIFTEENTH ST. ENTRANCE
SCALE 1/4" = 1'-0"

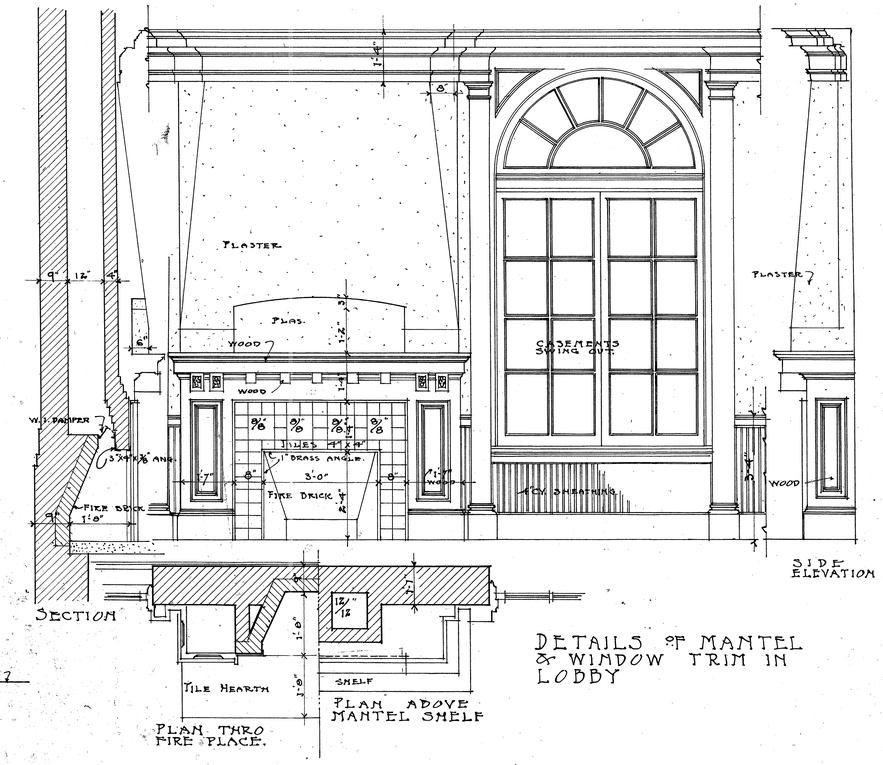

DETAILS OF MANTEL & WINDOW TRIM IN LOBBY

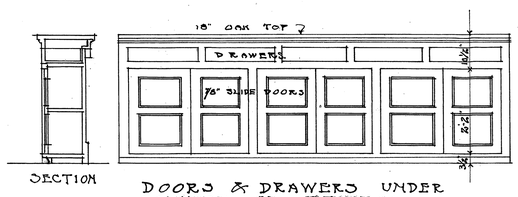

DOORS & DRAWERS UNDER COUNTER OF OFFICE

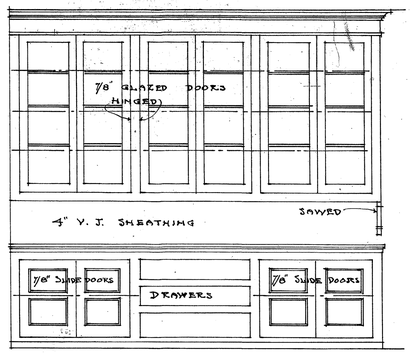

CUPBOARDS ON SOUTH SIDE OF PASS PANTRY.

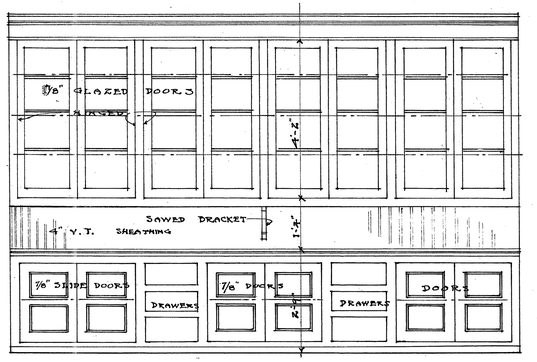

ELEVATION OF CUPBOARDS ON NORTH SIDE OF PASS PANTRY

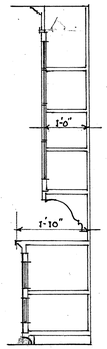

SECTION

NOTE— CONTRACTORS TO VERIFY ALL MEASUREMENT FOR THIS WORK AT THE BUILDING.

SCALE DETAILS
1/2" = 1'-0"

Y. M. C. A. BUILDING AT SELLWOOD
S. W. COR. SPOKANE AVE. & E. 15TH ST.

DRAWN BY L.C.R.
TRACED BY L.C.R.
CHECKED BY
APPROVED
DATE 12-29-09
REVISED 3-16-10

JOB No 259
SHEET 1

MAC NAUGHTON & RAYMOND
ARCHITECTS ENGINEERS
606 CONCORD BLD. PORTLAND OR.

E. FIFTEENTH STREET

SPOKANE AVENUE

FUEL AREA
D.W. DOORS OVER
6'-0" x 4'-0"

CONCRETE ARCH OVER

3"x3"x⅜" ANG.

AREA W.I. GRATING

6" CONCRETE STEP BASE

FOOTING 1'6"x6"

THIMBLE
C.I. CLEANOUT
SMOKE CONNECTION
DAMPER

6" CEMENT FLOOR OVER BATTIKE PIT

2"x2"x¼" ANG.

BOILER ROOM
NO CONCRETE FLOOR
CEILING TO BE WIRE LATH & PLAST.

2" PIPE UNDER BRICK WORK
ALL FLOORS TO DRAIN
TO FLOOR DRAIN IN
BOILER PIT.

C.I. CLEANOUT
FLOOR DRAIN
GATE VAL.
2" ANG. GUARDS
2" WOOD COVER
8" GATE VAL.
MIXING VAL.

H.W. TANK
3'-6" x 10'-0"
60 SQ. FT. H.S.

FIRE DOOR

WOOD STEPS

FILL FOR CEMENT FLOOR

REMOVE TOPSOIL

FILL FOR CEMENT FL.

PIERS 10"x10"
FOOTINGS 1'-0"x1'-0"x8"

PIER 2'-0"x2'-0"
FOOTING 5'-0"x3'-0"x8"

6"x10" GIRDER

PIER 2'-0"x2'-0"
FOOTING 5'-0"x3'-0"x8"

SCR. VENT

PIERS 1'-0"x1'-0"
FOOTINGS 1'-8"x1'-8"x8"

6"x10" GIRDER

FILL FOR CEMENT FLOOR

SPRINGBOARD ANCHOR
2'-0" x 2'-0" x 2'-0"

POOL WASTE
8" C.I. SOIL PIPE

CLEANOUT

POOL SUPPLY

SPECIAL BRASS STRAINER

COPPER CUT OFF

SWIMMING POOL

BASEMENT PLAN
QUARTER INCH SCALE

Y. M. C. A BUILDING AT SELLWOOD
S.W. COR. SPOKANE AVE. & E. 15TH ST.

DRAWN BY F.A.
TRACED " F.S.A.
CHECKED " J.M.T.
APPROVED "
DEC. 27. 1909
REVISED. 3-15-10

JOB No. 1259
SHEET 2

MAC NAUGHTON & RAYMOND
ARCHITECTS ENGINEERS
606 CONCORD BLD. PORTLAND OR.

E. FIFTEENTH STREET

SPOKANE AVENUE

FIRST FLOOR PLAN
QUARTER INCH SCALE

Y. M. C. A. BUILDING AT SELLWOOD
S.W. COR. SPOKANE AVE. & E. 15TH ST.

DRAWN BY L.C.E.
TRACED - F.S.A.
CHECKED - J.M.T.
APPROVED
DEC. 22. 1909
REVISED 3-4

JOB Nº 259
SHEET 3

MAC NAUGHTON & RAYMOND
ARCHITECTS ENGINEERS
606 CONCORD BLD. PORTLAND, ORE.

99'-10"
58'-10"
41'-0"
9'-0" 6'-0" 4'-8" 8'-0" 4'-0" 8'-0" 4'-8" 6'-0" 3'-10" 8'-7" 7'-2" 8'-1" 7'-2" 8'-7" 1'-5"
50'-0"
4'-0" 2'-10" 8'-2" 6'-0" 8'-0" 6'-0" 3'-0" 8'-0" 4'-0"

3"x5" D.S.

DORMITORIES
BASE & PICTURE MOLD
TO STAIN
FIR. FLOOR
FLOOR GR. 128.00

CORRIDOR
BASE CHAIR RAIL PICT. MLD.
TO STAIN
FIR FLOOR
FLOOR GR. 128.00

SKYLIGHT OVER
10'-0"x6'-0" CLEAR WELL

30"x30" SCUTTLE OVER

TRUSSED BEAM PLASTERED

CLOSET
BASE & CHAIR RAIL
12" SHELF
TO STAIN
FIR FLOOR

DORMITORIES
BASE & PICTURE MOLD
TO STAIN
FIR. FLOOR
FLOOR GR. 128.00

PHYSICAL DIRECTOR
BASE CHR. RAIL PICT. MLD.
TO STAIN
FIR. FLOOR
FL. GR. 122.00
CABINET BOX

PRIVATE OFFICE
BASE & PICT. MLD.
TO STAIN
FIR. FLOOR

LANDING
GR. 122.00

CAM RAIL
TILE TREADS

DOWN 25

GYMNASIUM
BRICK WALLS
4"x4"x¼"x5'-0" ANGLES ON CORNERS
SHEATHED CEILING
MAPLE FLOOR
GRADE 122.50

8" TRUSS CORDEL
CORDEL 1'-0"x8"
6"x14" GALLERY GIRDER
TRUSS CORDEL 2'-4"x8"
2'-5" 14'-5" 11'-7"
20/20
8" TRUSS CORDEL
19'-8"
230 W.T.
SKYLIGHT OVER
10'-0"x29'-0" CLEAR WELL
29'-0"
60'-0"
14'-11"
FINISH FACE OF GALLERY
3'-1" 5'-0" 9'-5" 10'-0" 14'-5"
6"x14" GALLERY GIRDER
TRUSS CORDEL 2'-4"x8"
22'-4"
14'-5"
14'-0"
3"x5" D.S.
12"x16" REG.
CORDEL 1'-0"x8"

GALLERY GR. 132.00

LANDING
Down 6
GR. 132.00

TOILET
BASE CHR. RAIL
TO PAINT
FIR FLOOR
GR. 132.00

SKYLIGHT OVER 3'-3"
SHOWER ROOM
TILE WAINSCOT
TILE FLOOR
DRAIN
PERFORATED N.P. PIPE
W.B. W.B. W.C. W.C.

FLOOR OVER PHYSICAL DIRECTORS OFFICES

SECOND FLOOR PLAN
QUARTER INCH SCALE

DRAWN BY	L.C.E.
TRACED "	F.S.A.
CHECKED "	J.M.T.
APPROVED "	
DEC. 24. 1909	
REVISED 3-14-10	

Y.M.C.A. BUILDING AT SELLWOOD
S.W. COR. SPOKANE AVE & E 15TH ST.

JOB No 259
SHEET No 4

MAC NAUGHTON & RAYMOND
ARCHITECTS
606 CONCORD
PORTLAND
ENGINEERS
BUILDING
ORE.

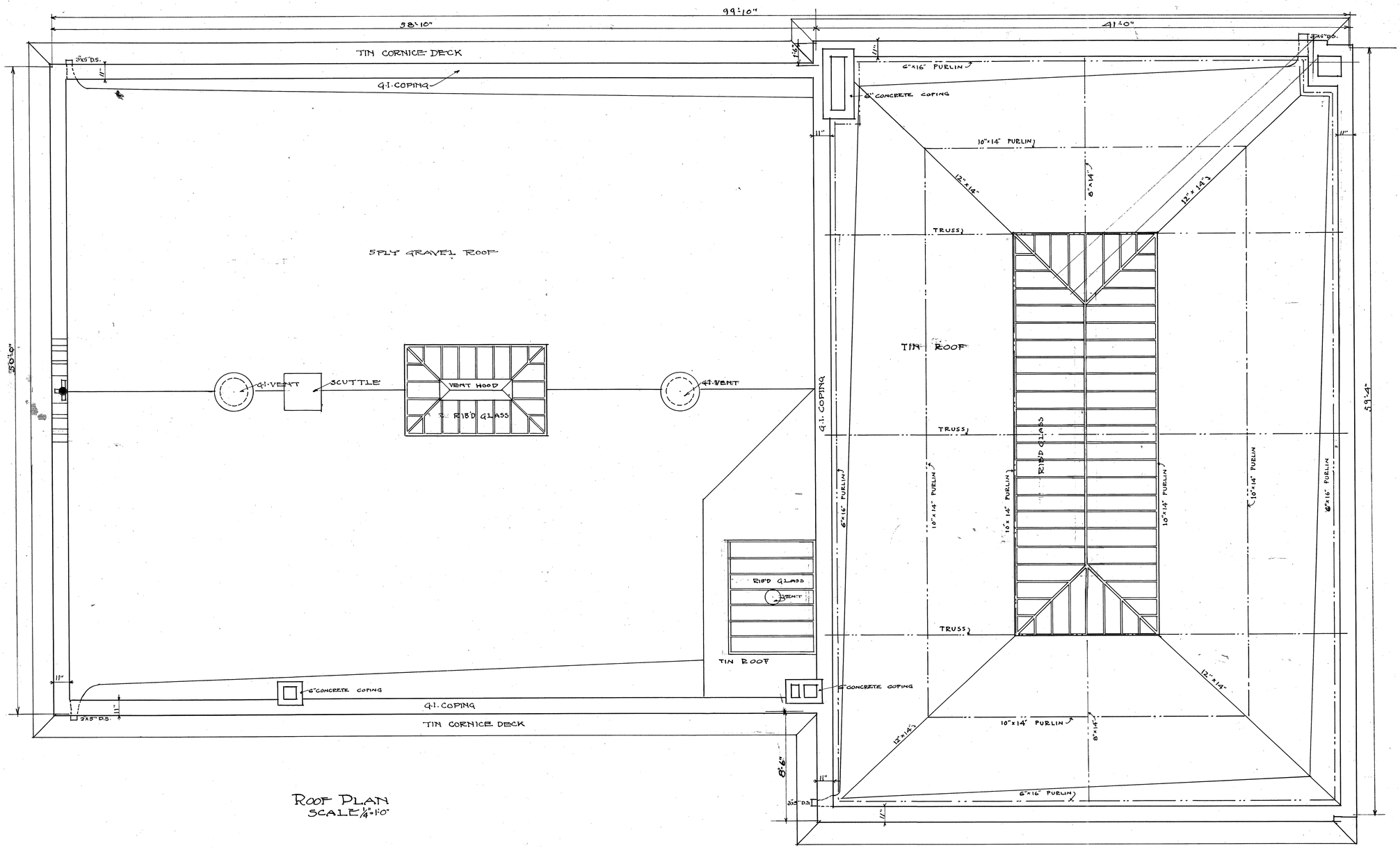

ROOF PLAN
SCALE 1/4"=1'0"

BUILDING FOR YMCA.
COR. EAST 15th & SPOKANE AVE.

DRAWN BY JMT
TRACED BY JMT
CHECKED BY
APPROVED
DATE
REVISED

JOD NO 259
SHEET NO. 6

MACNAUGHTON & RAYMOND & LAWRENCE
ARCHITECTS ENGINEERS
606 CONCORD DLDG
PORTLAND ORE.

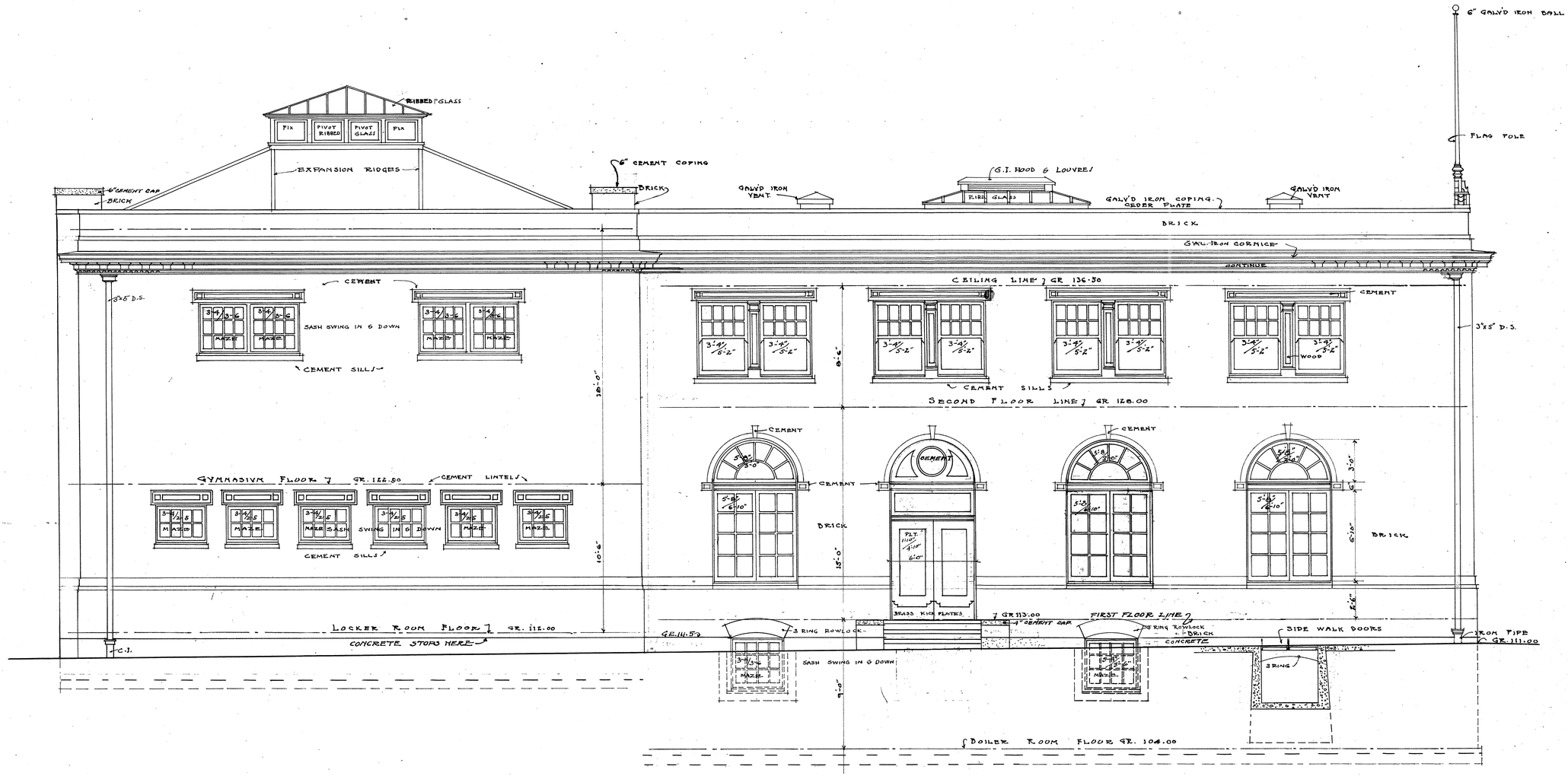

FIFTEENTH STREET ELEVATION

SCALE 1/4" = 1'-0"

Y.M.C.A. BUILDING AT SELLWOOD
COR. E. 15TH & SPOKANE AVE.

DRAWN BY L.C.R.
TRACED BY L.C.R.
CHECKED BY F.S.A.
APPROVED
DATE DEC. 22-09
REVISED 5-14-10

JOD NO 259
SHEET NO. 7

MACNAUGHTON & RAYMOND
ARCHITECTS ENGINEERS
606 CONCORD BLDG
PORTLAND ORE.

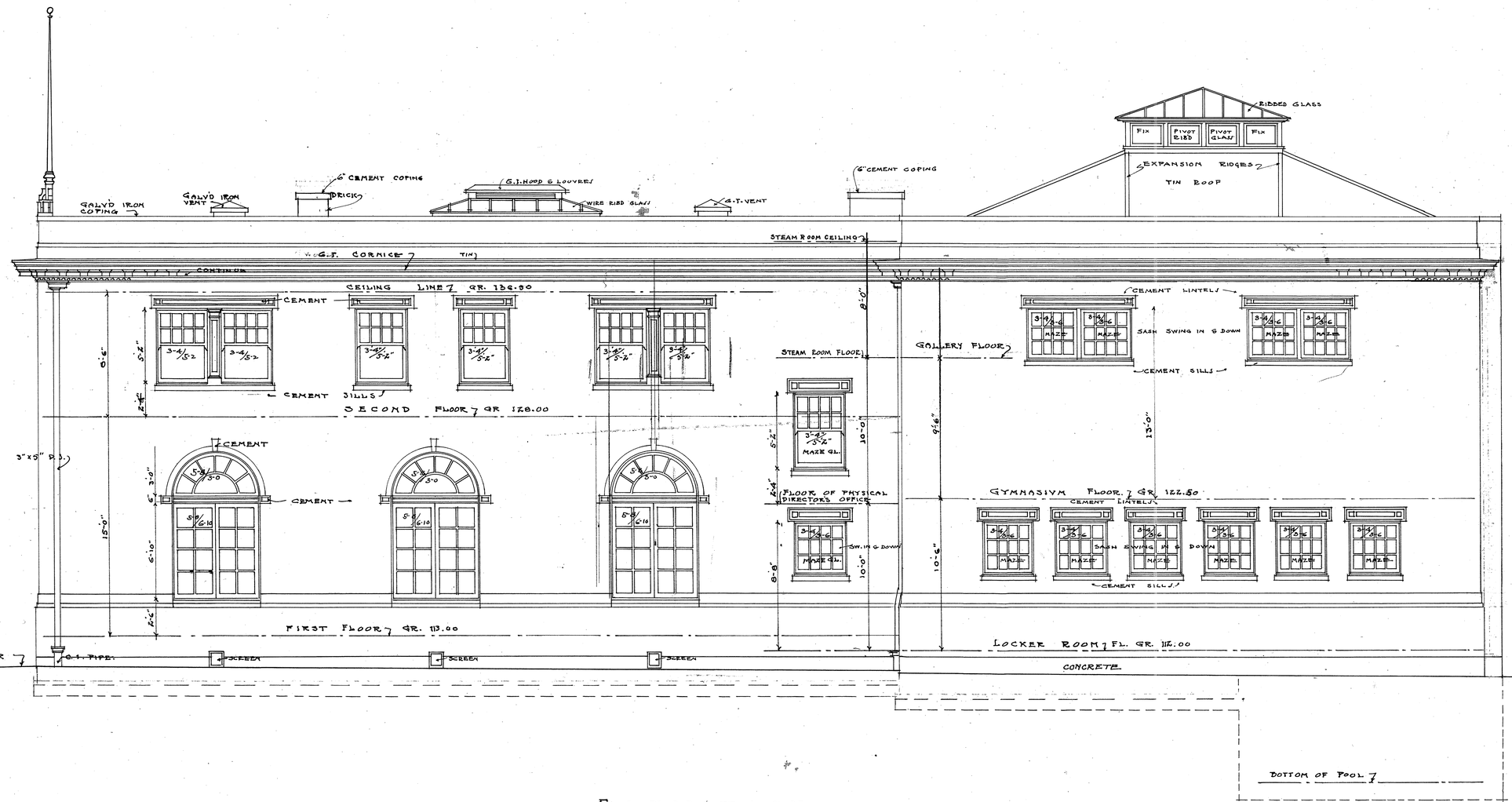

ELEVATION

SCALE 1/4" = 1'-0"

Y.M.C.A. BUILDING AT SELLWOOD
COR. E. 15TH & SPOKANE AVE.

DRAWN BY L.C.R.
TRACED BY L.C.R.
CHECKED BY F.A.
APPROVED
DATE DEC. 22-09
REVISED.

JOB NO 259
SHEET NO 8

MacNaughton & Raymond
Architects
606 Concord
Portland

Engineers
Bldg.
Ore.

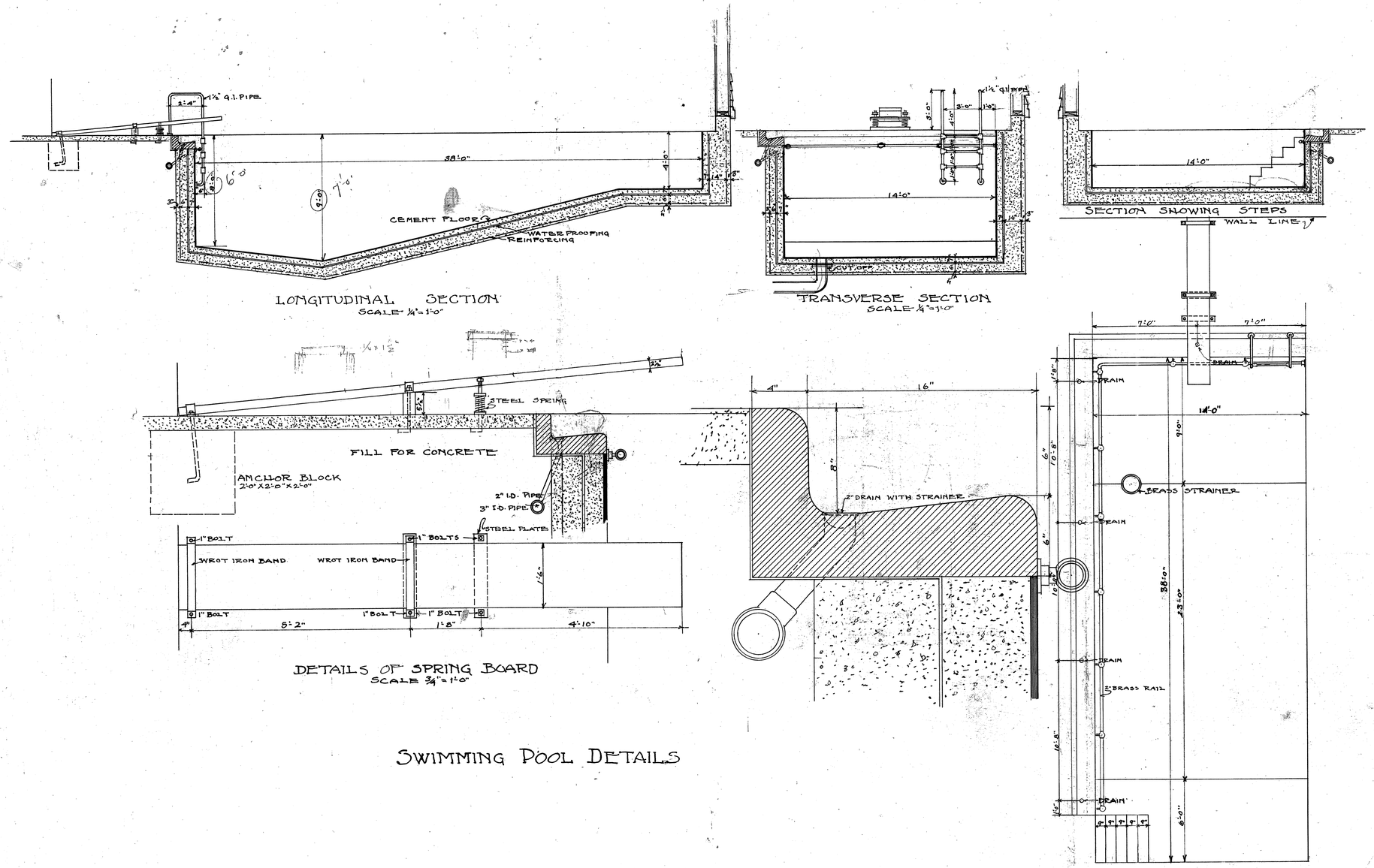

LONGITUDINAL SECTION
SCALE ¼"=1'-0"

TRANSVERSE SECTION
SCALE ¼"=1'-0"

SECTION SHOWING STEPS

DETAILS OF SPRING BOARD
SCALE ¾"=1'-0"

PLAN OF POOL
SCALE ¼"=1'-0"

SWIMMING POOL DETAILS

Otto W. Dutro Barretts
O.K.

Y.M.C.A. BUILDING AT SELLWOOD
COR. E. 15TH & SPOKANE AVE

DRAWN BY J.M.T.
TRACED BY J.M.T.
CHECKED BY
APPROVED E. Bur
DATE
REVISED 3-14-10
6-6-10

JOB NO 259
SHEET NO 9

MAC NAUGHTON & RAYMOND
ARCHITECTS ENGINEERS
606 CONCORD BLDG
PORTLAND ORE.

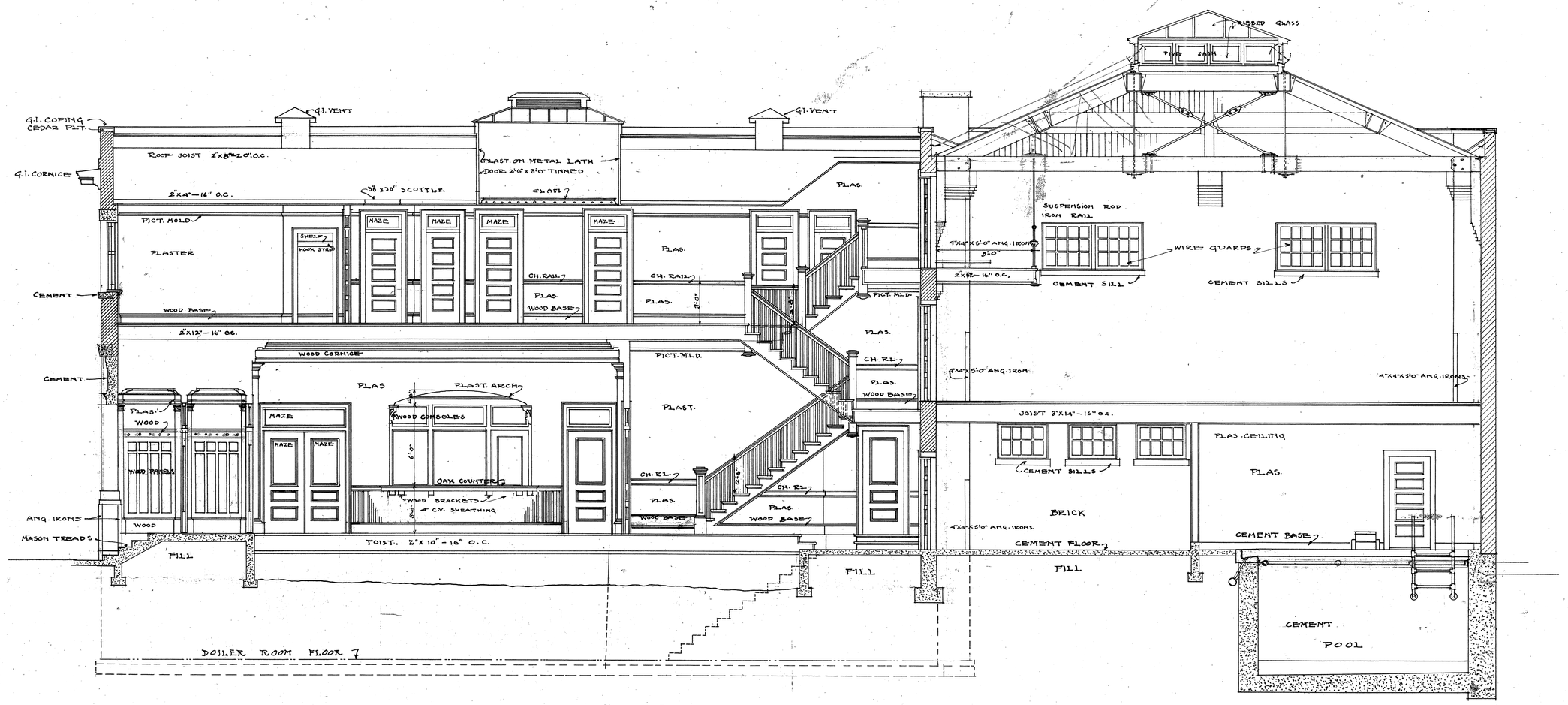

LONGITUDINAL SECTION
THROUGH CENTER OF BUILDING
SCALE 1/4" = 1'-0"

DRAWN BY L.R.
TRACED BY J.M.T.
CHECKED
APPROVED
DATE
REVISED

Y.M.C.A. BUILDING AT SELLWOOD
COR. E 15TH & SPOKANE AVE.

JOB N° 259
SHEET N° 10

MAC NAUGHTON & RAYMOND
ARCHITECT ENGINEERS
606 CONCORD BUILDING
PORTLAND OREGON

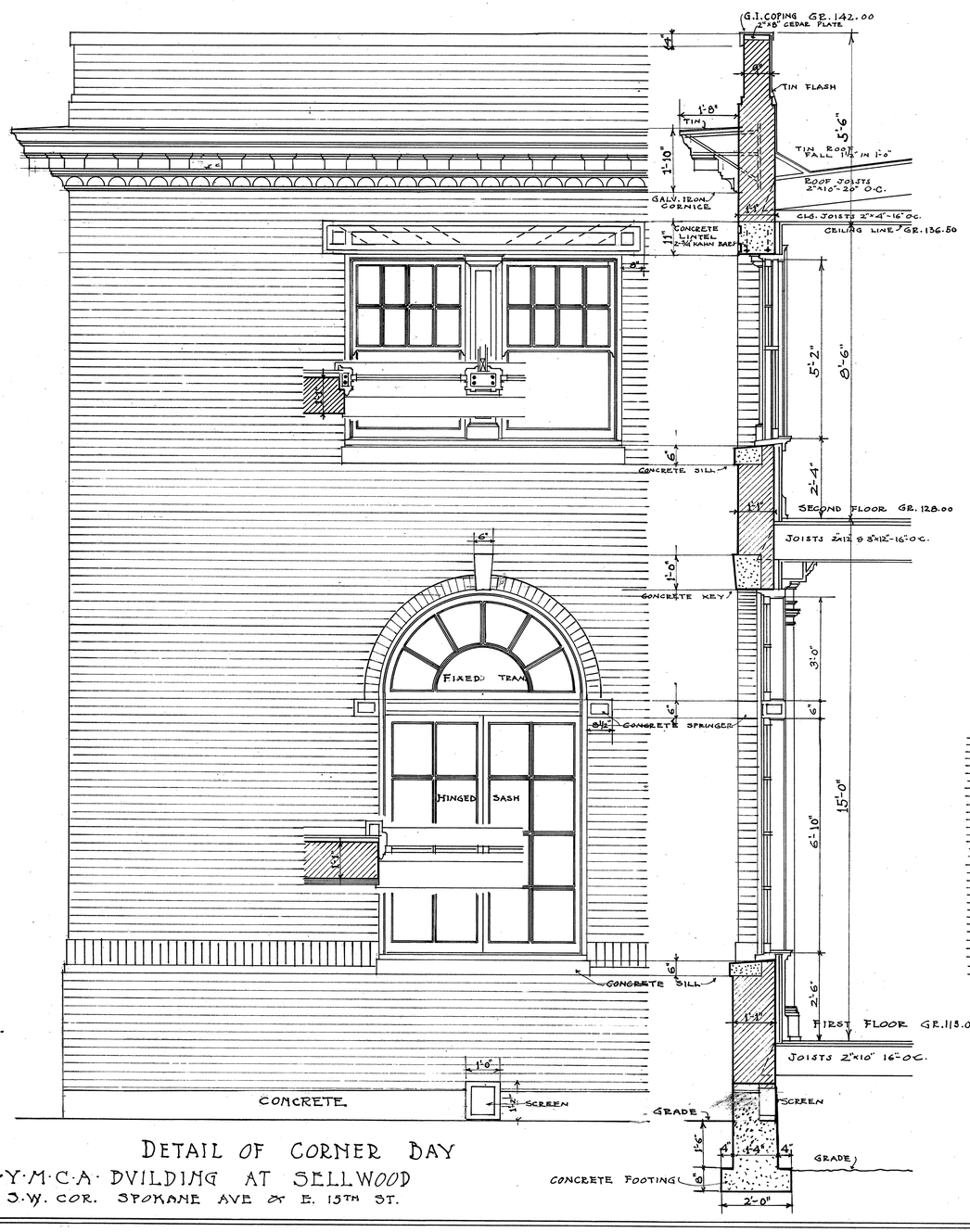

DETAIL OF CORNER BAY
Y.M.C.A. BUILDING AT SELLWOOD
S.W. COR. SPOKANE AVE & E. 15TH ST.

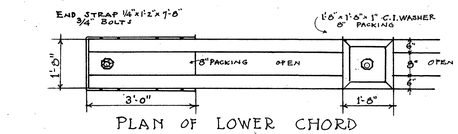

PLAN OF LOWER CHORD

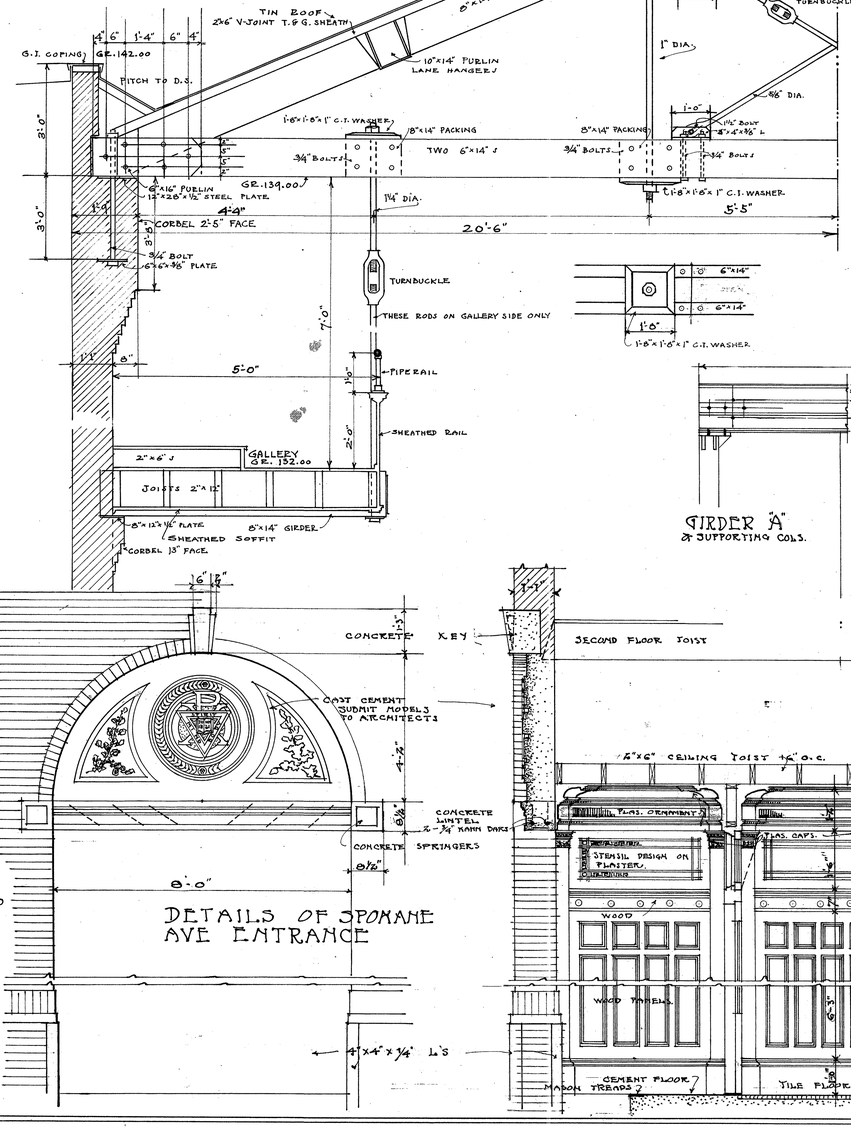

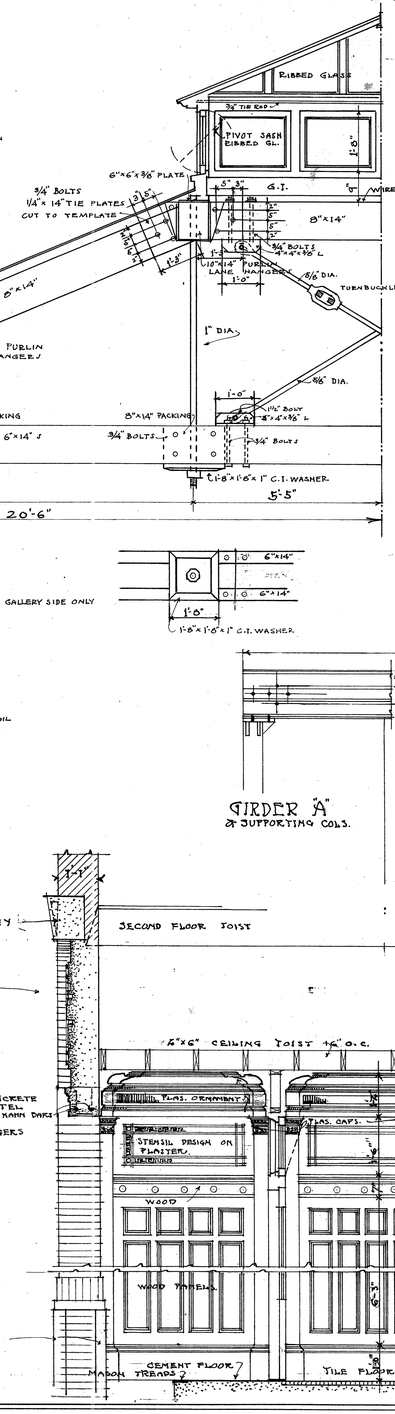

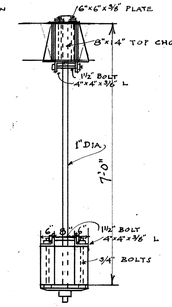

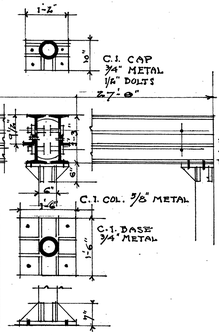

GIRDER "A"
& SUPPORTING COLS.

DETAILS OF SPOKANE AVE ENTRANCE

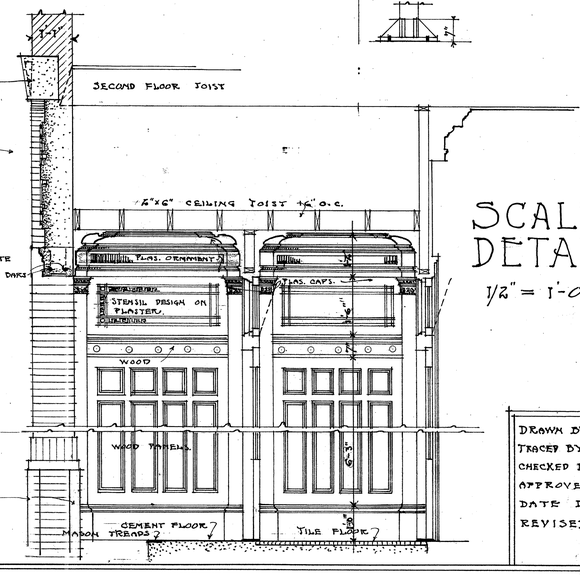

SCALE DETAILS
1/2" = 1'-0"

DRAWN BY EDM-ECA-LCR
TRACED BY E.C.A. & LCR
CHECKED BY
APPROVED
DATE DEC. 30. 09
REVISED