

PIONEER COURTHOUSE SQUARE

A FOCAL "TOWN CENTER" FOR PORTLAND IS ESTABLISHED BY THE DESIGN FOR PIONEER SQUARE. THIS IS ACCOMPLISHED THROUGH THE USE OF THREE-DIMENSIONAL SYMBOLS:

- THE GREAT WATER GARDEN EVOCATIVE OF PORTLAND'S NATURAL ENVIRONMENT;
- THE ARCADE WHICH ENCLOSES THE SQUARE IN A SHELTER AND SERVES AS TRANSITION TO THE STREETS AROUND;
- THE TOWER WITH ITS CLOCK AND VIEWS OVER THE PAVED SQUARE;
- THE CRYSTALLINE PAVILION RISING AT THE NORTH EDGE OF THE SQUARE WITH ITS VARIED ALL-WEATHER USES AND INTERIOR PLANTINGS;
- THE HISTORIC COURT HOUSE ACROSS THE STREET FRAMED BY THE TOWER AND FRONTING ON THE SQUARE AS A SYMBOL OF PORTLAND'S PAST.

THE WATER GARDEN IS A TREE GARDEN. THE WATER ORIGINATES IN A GROTTO UNDER THE STAGE, FLOWS OUT IN A SERIES OF POOLS AT DIFFERENT LEVELS, AND CASCADES DOWN STEPS. IT IS ACCESSIBLE FOR WALKING, PLAYING, AND PARTICIPATING. THROUGHOUT ARE NATIVE PLANTINGS: KINTICKINICK, AZALEAS, RHODODENDRONS, PINES, FERNS, GROUND COVERS AND FLOWERING TREES AND SHRUBS.

THE ARCADE IS THE MAJOR CONTINUOUS ELEMENT THAT CONNECTS ALL THE STRUCTURES WHICH RISE OUT OF IT. IT SERVES AS LIFE SHELTER, EXPANDS TO FORM A THEATER PROSCENIUM AND A TOWER, AND ENTERS THE GLASS PAVILION TO FORM STRUCTURAL SUPPORTS AND CONNECTIONS TO THE GROUND. IT CREATES PORTALS AT POINTS OF ENTRANCE. IT FRAMES THE VIEWS TO THE COURT HOUSE. THE ARCADE ALSO FUNCTIONS AS A SHELTER FOR BICYCLE PARKING, FOR VENDORS AND FOR PUBLIC USES SUCH AS TELEPHONES. FOR FESTIVALS, BOOTHS CAN BE SET UP HERE. THE ARCADE'S WOODEN TRUSS-LIKE STRUCTURE WILL BE COVERED BY A PROFUSION OF PORTLAND'S CIVIC FLOWER - ROSES.

THERE ARE SEVERAL STAGES OF PERFORMANCE AREAS. ABOVE THE WATER GARDEN, A PARTIALLY COVERED PROSCENIUM SERVES FOR FORMAL THEATRICALS AND OTHER PERFORMANCES. WITH ITS WATER TURNED OFF, THE STEPPED WATER GARDEN ITSELF CAN BECOME A STAGE WITH SEATING ON THE STEPS ALL AROUND. THE ROOFED BASE OF THE TOWER OPENS AS A STAGE FOR SMALLER, MORE INTIMATE EVENTS: CHAMBER MUSIC, Pantomimes, PUPPETS.

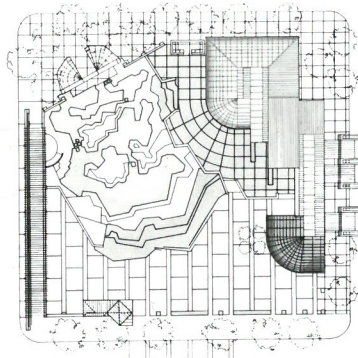
THE TOWER OVERLOOKS THE PAVED SPACES OF THE SQUARE, WHICH ARE KEPT OPEN AND UNCLUTTERED FOR MULTIPLE USES - EXHIBITIONS, FESTIVALS, CELEBRATIONS, PERFORMANCES. THE SPACES ARE SCALED PROPOSELY TO FEEL WARM AND INVITING EVEN ON DAYS WHEN THERE IS NO SPECIAL ACTIVITY. THE DESIGN OF THE SQUARE MINIMIZES THE POTENTIAL CONDITION OF FREESTANDING STREET FURNITURE. MUST SEATING, SHELTER, TRASH RECEPTACLES, AND LIGHTING ARE CONTAINED WITHIN THE LARGER-SCALE ELEMENTS OF THE COMPOSITION: STEPS AND WALLS ARE FOR SITTING (ALTHOUGH THERE ARE ALSO BENCHES UNDER THE ARCADE); ON PORTLAND'S FREQUENT GRAY DAYS, LIGHT WILL STREAM FROM THE TOWER, ARCADE, AND GLAZED PAVILION; PHONE BOOTHS AND TRASH RECEPTACLES ARE CONTAINED WITHIN WALLS AND COLUMNS; SIGNS ARE PART OF THE STRUCTURES; BANNERS ARE HUNG OVERHEAD.

THE GREAT GLAZING STRUCTURE AT THE NORTH PORTION OF PIONEER SQUARE IS DESIGNED LIKE A HOUSE GLASS TENT. IT ENVELOPS A MULTI-USE INTERIOR WHICH IS A WINTERGARDEN OF NATIVE AND EXOTIC FLOWERS AND FOLIAGE. THE VOLUPTUOUS GLASS DOME FACE SOUTH, DRAWING IN THE WARMING SUNSHINE. THE SPACE FLANKS OUTSIDE TO OUTDOOR TERRACES FOR SITTING, EATING, VISITING, ENJOYING SOUNDS AND VIEWS OF THE WATER GARDEN, AND PEOPLE-WATCHING. WITHIN, THERE IS A VARIETY OF PLACES FOR CAFES AND RESTAURANTS AND AN INFORMATION CENTER. THE LARGEST PART OF THE BUILDING IS GLASS-ROOFED ONLY AND HEATED BY THE SUN AND/OR PATIO HEATERS. AT THE UPPER LEVEL IS A COMPLETELY ENCLOSED SPACE WHICH IS HEATED IN THE WINTER.

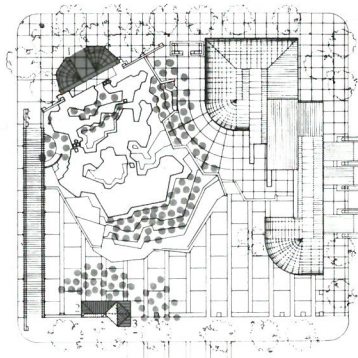
THE COURT HOUSE IS AN ESSENTIAL PART OF THE DESIGN, FOCAL POINT OF THE VIEW FROM PIONEER SQUARE. THE GRADE LEVEL OF THE SQUARE HAS BEEN BROUGHT DOWN TO THE LEVEL OF SIXTH STREET SO THAT THE COURT HOUSE VISUALLY FRAMES THE EASTERN FACE, OR WALL, OF THE PLAZA. ITS DOMINANT HEIGHT AND REGINE CLASSIC PROPORTIONS BECOME A FITTING BACKDROP FOR THE ACTIVITIES BEFORE IT. TO EMPHASIZE THE RELATIONSHIP BETWEEN SQUARE AND COURT HOUSE, THE EASTERN STEPS OF THE WATER GARDEN HAVE BEEN DUG DOWN TO SEVERAL FEET BELOW THE SIXTH STREET LEVEL, ALLOWING THE COURT HOUSE TO OVERLOOK THE PLAZA. THE WATER GARDEN BECOMES ITS FORECOURT. ON THE WESTERN EDGE OF THE PLAZA A SPECIAL ENTRY FOYER FROM BROADWAY IS LOCATED ON AXIS WITH, AND FRAMES, THE COURT HOUSE DOME.

A SPECIAL CONCERN HAS BEEN THE PLANNING FOR PEDESTRIAN ACCESS TO THE CORNERS OF THE SITE AND EASY, BARRIER-FREE FLOW FROM THE LOT FOR PEDESTRIANS AND THE HANDICAPPED. THE DESIGN AT THE SAME TIME IS ACUTELY AWARE OF THE VISUAL INTRUSIONS OF CARS AND CARS AROUND THE SQUARE WHICH WOULD IMPACT ITS USES UNFAVORABLY. THE ROOF-COVERED ARCADE AND CRISTAL PAVILION WILL PROVIDE A SENSE OF VISUAL SEPARATION FROM THE STREETS, BUT WILL NOT IMPAIR PEDESTRIAN ACCESS TO THE SQUARE.

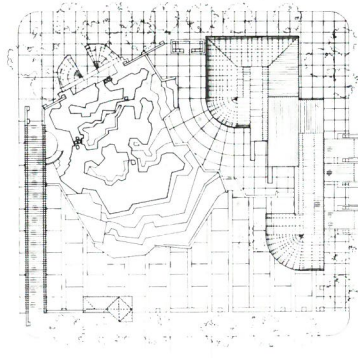
ULTIMATELY IT IS HOPED THAT THE DEVELOPMENT OF PIONEER SQUARE WILL AFFECT OTHER AREAS AROUND THE SQUARE WHERE NEW RESTAURANTS AND SHOPS, EXHIBITIONS OF ART AND CULTURAL FACILITIES WILL EMERGE IN RESPONSE TO THE CENSITY AND ACTIVITY GENERATED BY THE SQUARE ITSELF. THEN PIONEER SQUARE WILL EXPRESS ITS TRUE CHARACTER OF TOWN CENTER - SYMBOL OF PORTLAND.




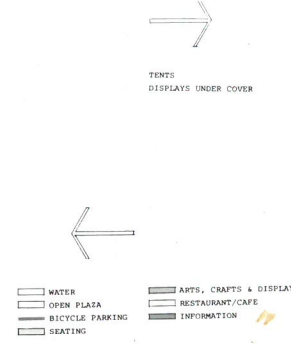
EVERYDAY USE



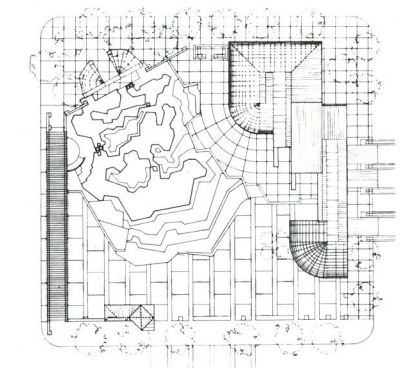
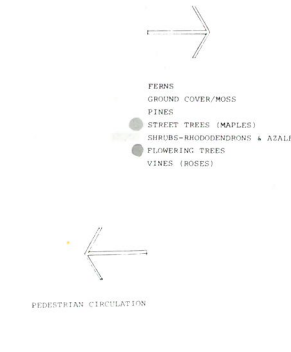
PERFORMANCE USES



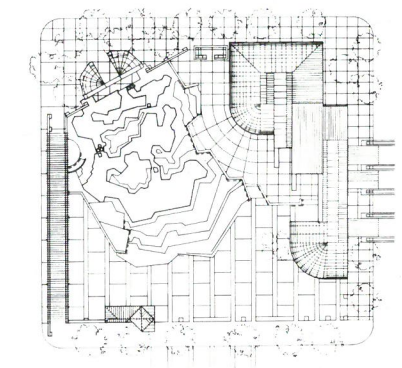
PEDESTRIAN CIRCULATION



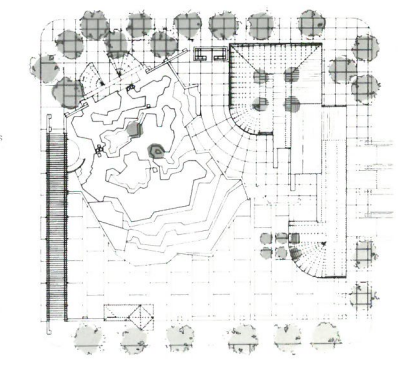
- 1: PROSCENIUM ARCH FOR FULL SCALE THEATRICAL AND DANCE EVENTS. STEPS AND TERRACE WILL SEAT APPROXIMATELY ONE THOUSAND PEOPLE. GROTTO CAN BE USED AS A SECOND STAGE.
- 2 & 3: STAGES FOR SMALL SCALE, INTIMATE AND IMPROMPTU PERFORMANCES (E.G. CHAMBER MUSIC).



FESTIVAL USES



OUTDOOR LIGHTING



PLANTING

PIONEER COURTHOUSE SQUARE

A FOCAL "TOWN CENTER" FOR PORTLAND IS ESTABLISHED BY THE DESIGN FOR PIONEER SQUARE. THIS IS ACCOMPLISHED THROUGH THE USE OF THREE-DIMENSIONAL SYMBOLS:

- THE GREAT WATER GARDEN EVOCATIVE OF PORTLAND'S NATURAL ENVIRONMENT;
- THE ARCADE WHICH ENCLOSES THE SQUARE IN A SHELTER AND SERVES AS TRANSITION TO THE STREETS AROUND;
- THE TOWER WITH ITS CLOCK AND VIEWS OVER THE PAVED SQUARE;
- THE CRYSTALLINE PAVILION RISING AT THE NORTH EDGE OF THE SQUARE WITH ITS VARIED ALL-WEATHER USES AND INTERIOR PLANTINGS;
- THE HISTORIC COURT HOUSE ACROSS THE STREET FRAMED BY THE TOWER AND FRONTING ON THE SQUARE AS A SYMBOL OF PORTLAND'S PAST.

THE WATER GARDEN IS A TRUE GARDEN. THE WATER ORIGINATES IN A GROTTO UNDER THE STAGE, FLOWS OUT IN A SERIES OF POOLS AT DIFFERENT LEVELS, AND CASCADES DOWN STEPS. IT IS ACCESSIBLE FOR WALKING, PLAYING, AND PARTICIPATING. THROUGHOUT ARE NATIVE PLANTINGS: FERNS, AZALEAS, RHODODENDRONS, PINES, FERNS, GROUND COVERS AND FLOWERING TREES AND SHRUBS.

THE ARCADE IS THE MAJOR CONTINUOUS ELEMENT THAT CONNECTS ALL THE STRUCTURES WHICH RISE OUT OF IT. IT SERVES AS LIFT SHELTER, EXPANDS TO FORM A THEATER PROSCENIUM AND A TOWER, AND ENDS THE GLASS PAVILION TO FORM STRUCTURAL SUPPORTS AND CONNECTIONS TO THE GROUND. IT CREATES PORTALS AT POINTS OF ENTRANCE. IT FRAMES THE VIEWS TO THE COURT HOUSE. THE ARCADE ALSO FUNCTIONS AS A SHELTER FOR BICYCLE PARKING, FOR VENDORS AND FOR PUBLIC USES SUCH AS TELEPHONES. FOR FESTIVALS, BOOTHS CAN BE SET UP HERE. THE ARCADE'S WOODEN TRELLISES WILL BE COVERED BY A PROFUSION OF PORTLAND'S CIVIC FLOWER - ROSES.

THERE ARE SEVERAL STAGES OR PERFORMANCE AREAS. ABOVE THE WATER GARDEN, A PARTIALLY COVERED PROSCENIUM SERVES FOR FORMAL THEATRICALS AND OTHER PERFORMANCES. WITH ITS WATER TURNED OFF, THE STEPPED WATER GARDEN ITSELF CAN BECOME A STAGE WITH SEATING ON THE STEPS ALL AROUND. THE ROOFED BASE OF THE TOWER OPENS AS A STAGE FOR SMALLER, MORE INTIMATE EVENTS: CHAMBER MUSIC, PANTOMIMES, PUPPETS.

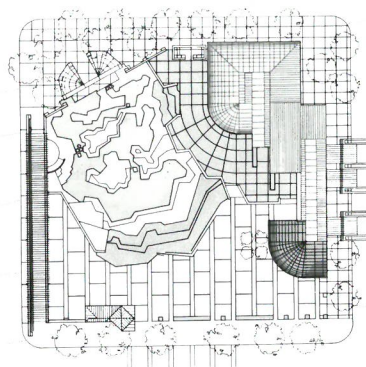
THE TOWER OVERLOOKS THE PAVED SPACES OF THE SQUARE, WHICH ARE KEPT OPEN AND UNCLUTTERED FOR MULTIPLE USES - EXHIBITIONS, FESTIVALS, CELEBRATIONS, PERFORMANCES. THE SPACES ARE SCALED PURPOSEFULLY TO FEEL WARM AND INVITING EVEN ON DAYS WHEN THERE IS NO SPECIAL ACTIVITY. THE DESIGN OF THE SQUARE MINIMIZES THE POTENTIAL CONFUSION OF FREESTANDING STREET FURNITURE. MOST SEATING, SHELTERS, TRASH RECEPTACLES, AND LIGHTING ARE CONTAINED WITHIN THE LARGER-SCALE ELEMENTS OF THE COMPOSITION: STEPS AND WALLS ARE FOR SITTING (ALTHOUGH THERE ARE ALSO BENCHES UNDER THE ARCADE); ON PORTLAND'S FREQUENT GRAY DAYS, LIGHT WILL STREAM FROM THE TOWER, ARCADE, AND GLAZED PAVILION; PHONE BOOTHS AND TRASH RECEPTACLES ARE CONTAINED WITHIN WALLS AND COLUMNS; SIGNS ARE PART OF THE STRUCTURES; BANNERS ARE HUNG OVERHEAD.

THE GREAT GLAZING STRUCTURE AT THE NORTH PORTION OF PIONEER SQUARE IS DESIGNED LIKE A HUGE GLASS TENT. IT ENVELOPS A MULTI-USE INTERIOR WHICH IS A WINTERGARDEN OF NATIVE AND EXOTIC FLOWERS AND FOLIAGE. THE VOLUPTUOUS GLASS DOMES FACE SOUTH, DRAWING IN THE WARMING SUNSHINE. THE SPACE FLOWS UNINTERRUPTED TO OUTDOOR TERRACES FOR SITTING, EATING, VISITING, ENJOYING SOUNDS AND VIEWS OF THE WATER GARDEN, AND PEOPLE-WATCHING. WITHIN, THERE IS A VARIETY OF PLACES FOR CAFES AND RESTAURANTS AND AN INFORMATION CENTER. THE LARGEST PART OF THE BUILDING IS GLASS-ROOFED ONLY AND HEATED BY THE SUN AND/OR PATIO HEATERS. AT THE UPPER LEVEL IS A COMPLETELY ENCLOSED SPACE WHICH IS HEATED IN THE WORST WEATHER.

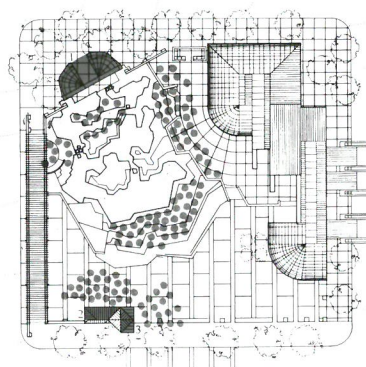
THE COURT HOUSE IS AN ESSENTIAL PART OF THE DESIGN, FOCAL POINT OF THE VIEW FROM PIONEER SQUARE. THE GRADE LEVEL OF THE SQUARE HAS BEEN BROUGHT DOWN TO THE LEVEL OF SIXTH STREET SO THAT THE COURT HOUSE VISUALLY FORMS THE EASTERN FACE, OR WALL, OF THE PLAZA. ITS DOMINANT HEIGHT AND SERENE CLASSIC PROPORTIONS BECOME A FITTING BACKDROP FOR THE ACTIVITIES BEFORE IT. TO EMPHASIZE THE RELATIONSHIP BETWEEN SQUARE AND COURT HOUSE, THE EASTERN STEPS OF THE WATER GARDEN HAVE BEEN BUILT DOWN TO SEVERAL FEET BELOW THE SIXTH STREET LEVEL, ALLOWING THE COURT HOUSE TO OVERLOOK THE PLAZA. THE WATER GARDEN BECOMES ITS FORECOURT. ON THE WESTERN EDGE OF THE PLAZA A SPECIAL ENTRY FOYER FROM BROADWAY IS LOCATED ON AXIS WITH, AND FRAMES, THE COURT HOUSE DOME.

A SPECIAL CONCERN HAS BEEN THE PLANNING FOR PEDESTRIAN ACCESS TO THE CORNERS OF THE SITE AND EASY, BARRIER-FREE FLOW FROM THE LEFT FOR PEDESTRIANS AND THE HANDICAPPED. THE DESIGN AT THE SAME TIME IS ACUTELY COGNIZANT OF THE VISUAL INTRUSIONS OF LIGHTS AND CARS AROUND THE SQUARE WHICH COULD IMPACT ITS USES UNFAVORABLY. THE ROSE-COVERED ARCADE AND CRYSTAL PAVILION WILL PROVIDE A VEIL OF VISUAL SEPARATION FROM THE STREETS, BUT WILL NOT IMPED PEDESTRIAN ACCESS TO THE SQUARE.

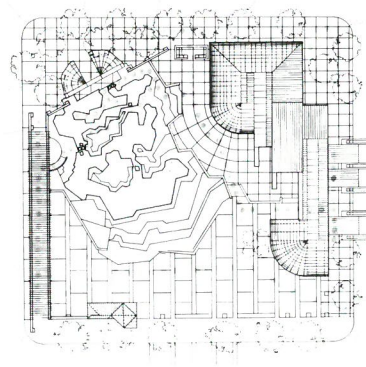
ULTIMATELY IT IS HOPED THAT THE DEVELOPMENT OF PIONEER SQUARE WILL AFFECT USES IN BUILDINGS AROUND THE SQUARE WHERE NEW RESTAURANTS AND SHOPS, EXHIBITIONS OF ART AND CULTURAL FACILITIES WILL EMERGE IN RESPONSE TO THE CENTRALITY AND ACTIVITY GENERATED BY THE SQUARE ITSELF. THEN PIONEER SQUARE WILL EXPRESS ITS TRUE CHARACTER OF TOWN CENTER - SYMBOL OF PORTLAND.



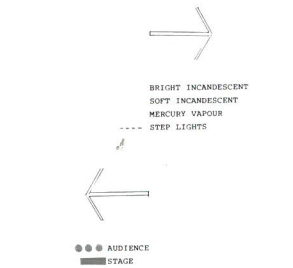
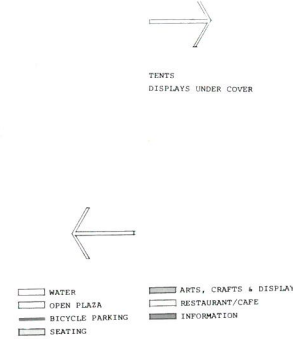
EVERYDAY USE



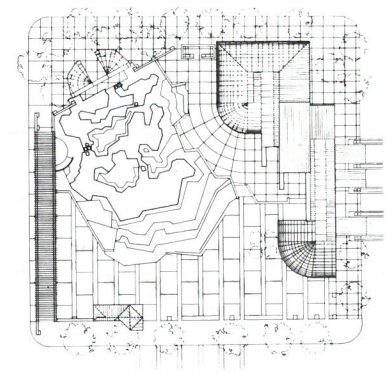
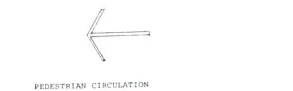
PERFORMANCE USES



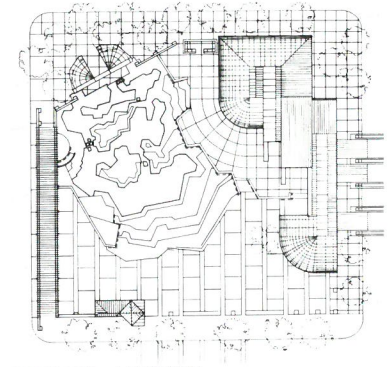
PEDESTRIAN CIRCULATION



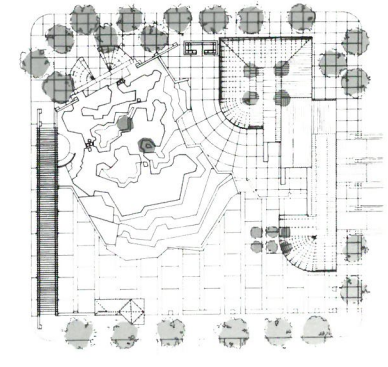
- 1: PROSCENIUM ARCH FOR FULL SCALE THEATRICAL AND DANCE EVENTS. STEPS AND TERRACE WILL SEAT APPROXIMATELY ONE THOUSAND PEOPLE. GROTTO CAN BE USED AS A SECOND STAGE.
- 2 & 3: STAGES FOR SMALL SCALE, INTIMATE AND IMPROMPTU PERFORMANCES (E.G. CHAMBER MUSIC).



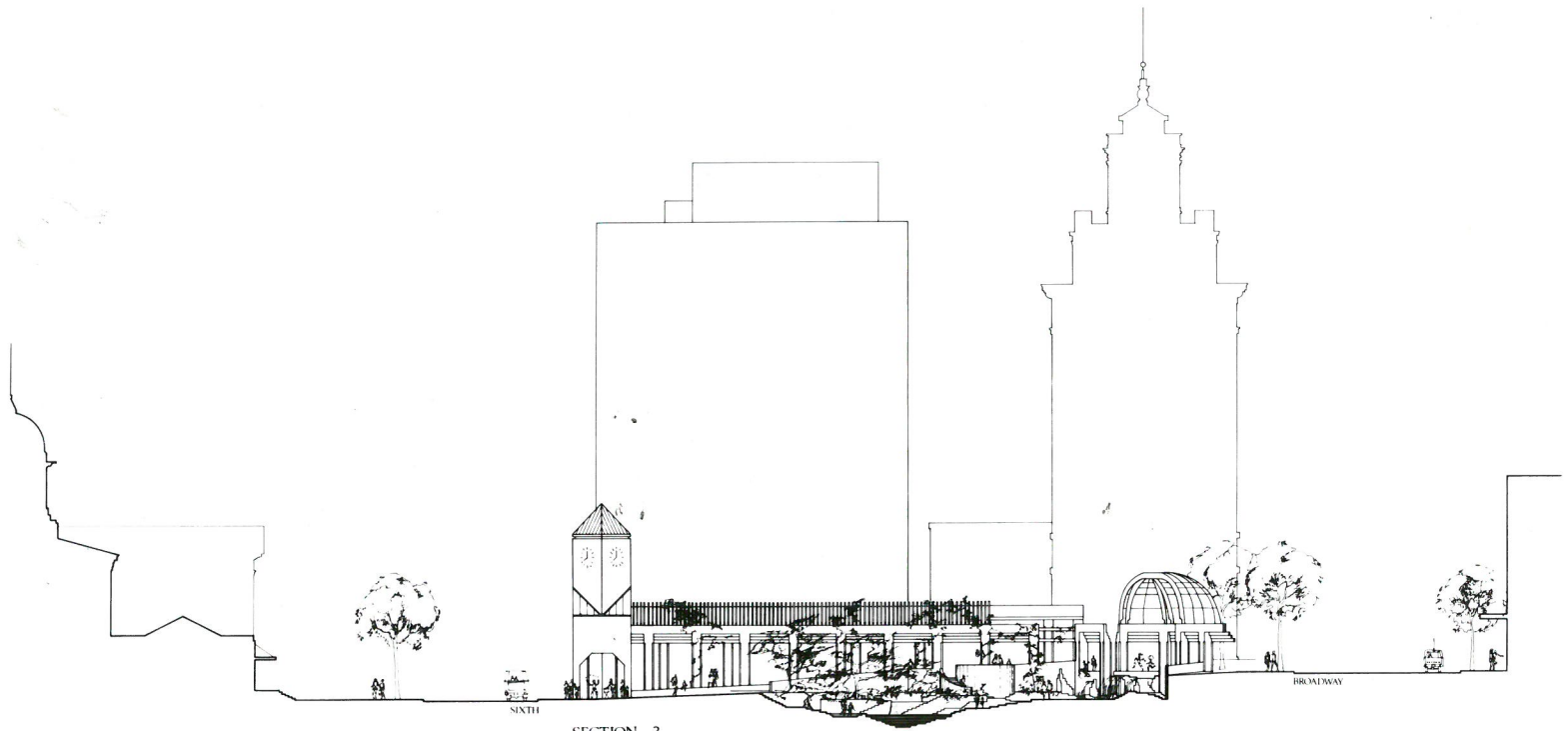
FESTIVAL USES



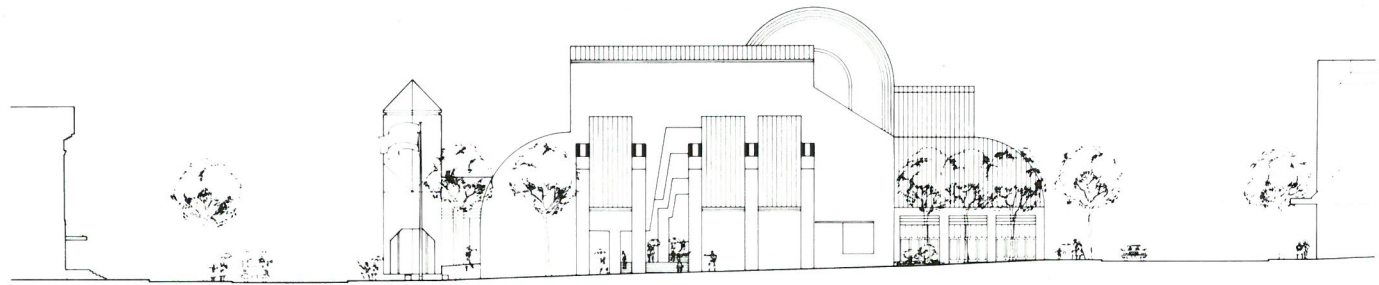
OUTDOOR LIGHTING



PLANTING

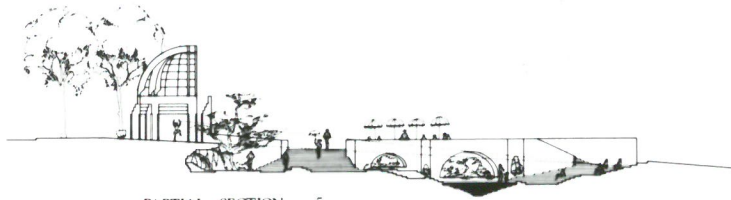


SECTION 3



NORTH ELEVATION

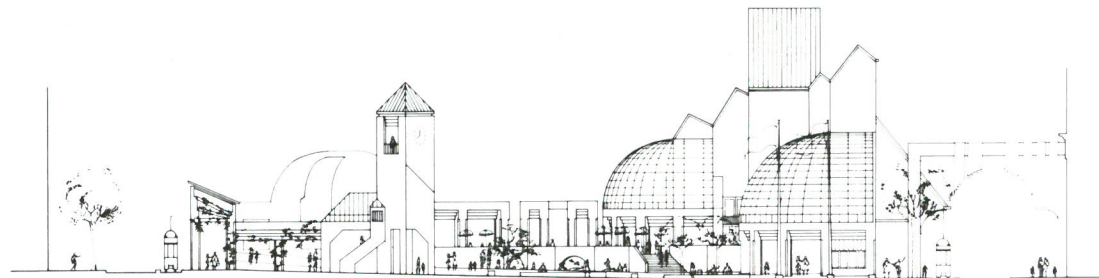
SCALE 1/8" = 1'-0"




PARTIAL SECTION 5




SECTION 1



EAST - ELEVATION



SECTION 2




WEST ELEVATION

1" = 10'
SCALE 1/8" = 1'-0"




SECTION 2

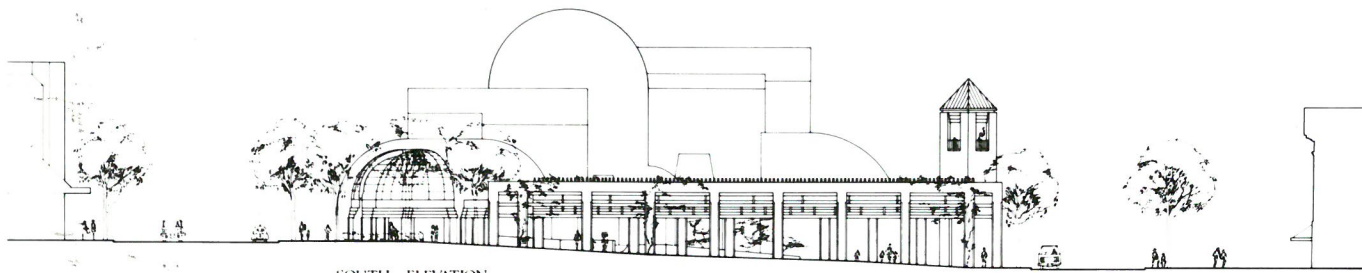


WEST ELEVATION

1/4" = 1' - 0"
SCALE 1/8" = 1' - 0"

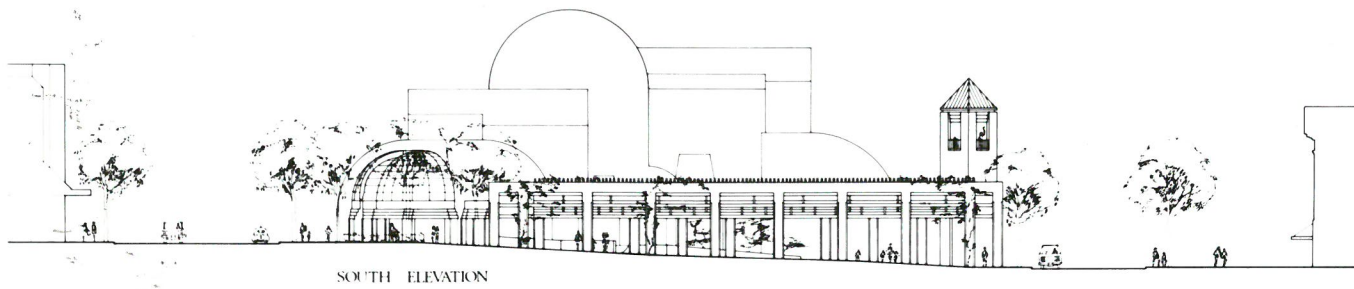



SECTION 4

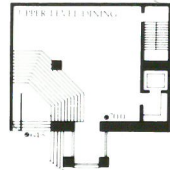


SOUTH ELEVATION

1/4" = 1'-0"



SCALE 1/8" = 1'-0"



MEZZANINE PLAN

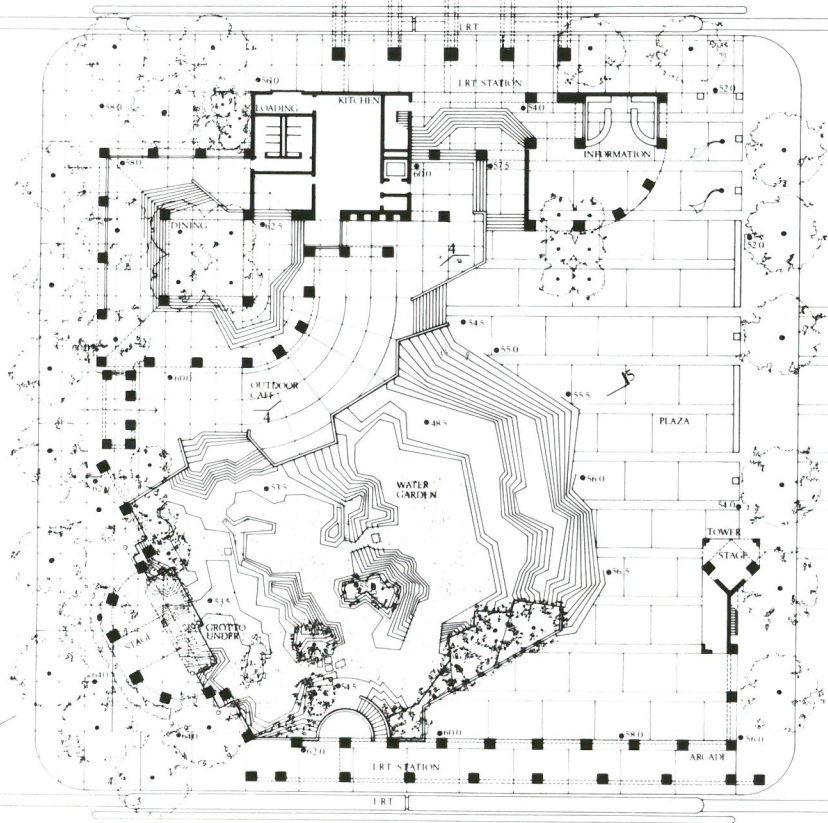
4L

3L

BROADWAY

SIXTH

MORRISON



4

4

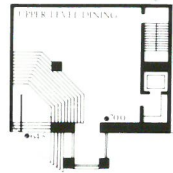
3

3

YAMHILL

THE PLAN





MEZZANINE PLAN

4L

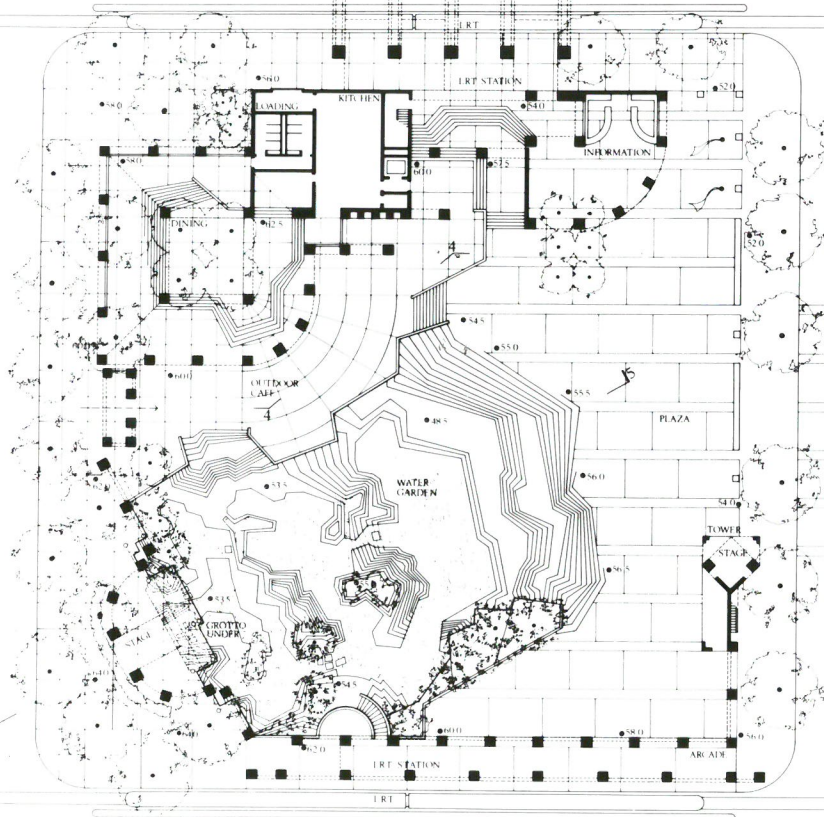
3L

BROADWAY

1 2

SIXTH

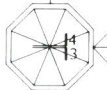
MORRISON



4

4
3

3




YAMHILL


THE PLAN




1 2



PIONEER SQUARE AS SEEN FROM THE POST OFFICE ENTRANCE



A VIEW FROM THE SOUTH SIDE OF THE BUILDING



PIONEER SQUARE - EVENING SCENE




FOUNTAIN GAZEBO AT MORRISON AND SIXTH


PERSPECTIVE VIEWS

PIONEER SQUARE


BOARD EIGHT



NIGHT VIEW IN THE RAIN FROM 6TH. THE BASE OF THE TOWER IS ON THE LEFT.




THE GROTTO AND ITS WATER SOURCE - LOOKING TOWARD THE PROSCENIUM STAGE




BUILDING INTERIOR - THE RESTAURANT




UNDER THE ARCADE




CAFE TERRACE, SQUARE, WATER GARDEN FROM YAMHILL



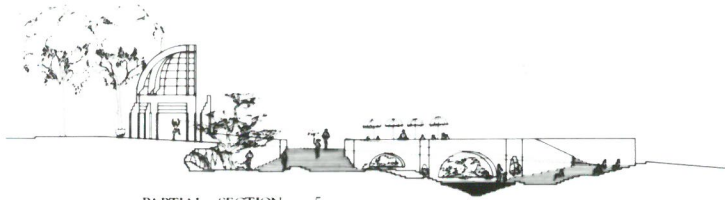
ENTERING THE SQUARE FROM 6th



ENTRY GATEWAY - FROM BROADWAY
COURTHOUSE ON AXIS



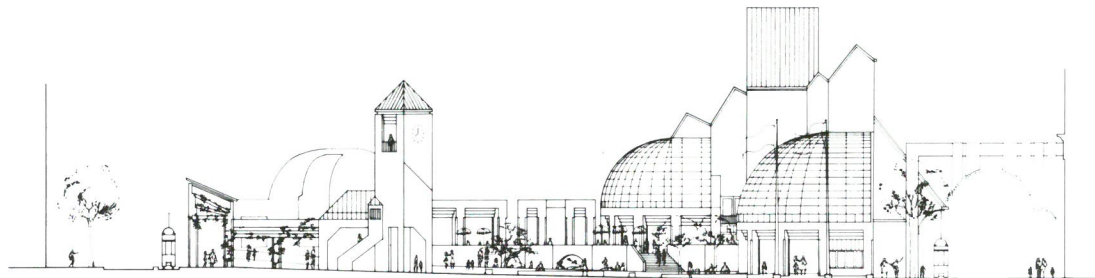
AERIAL VIEW FROM BROADWAY



PARTIAL SECTION 5

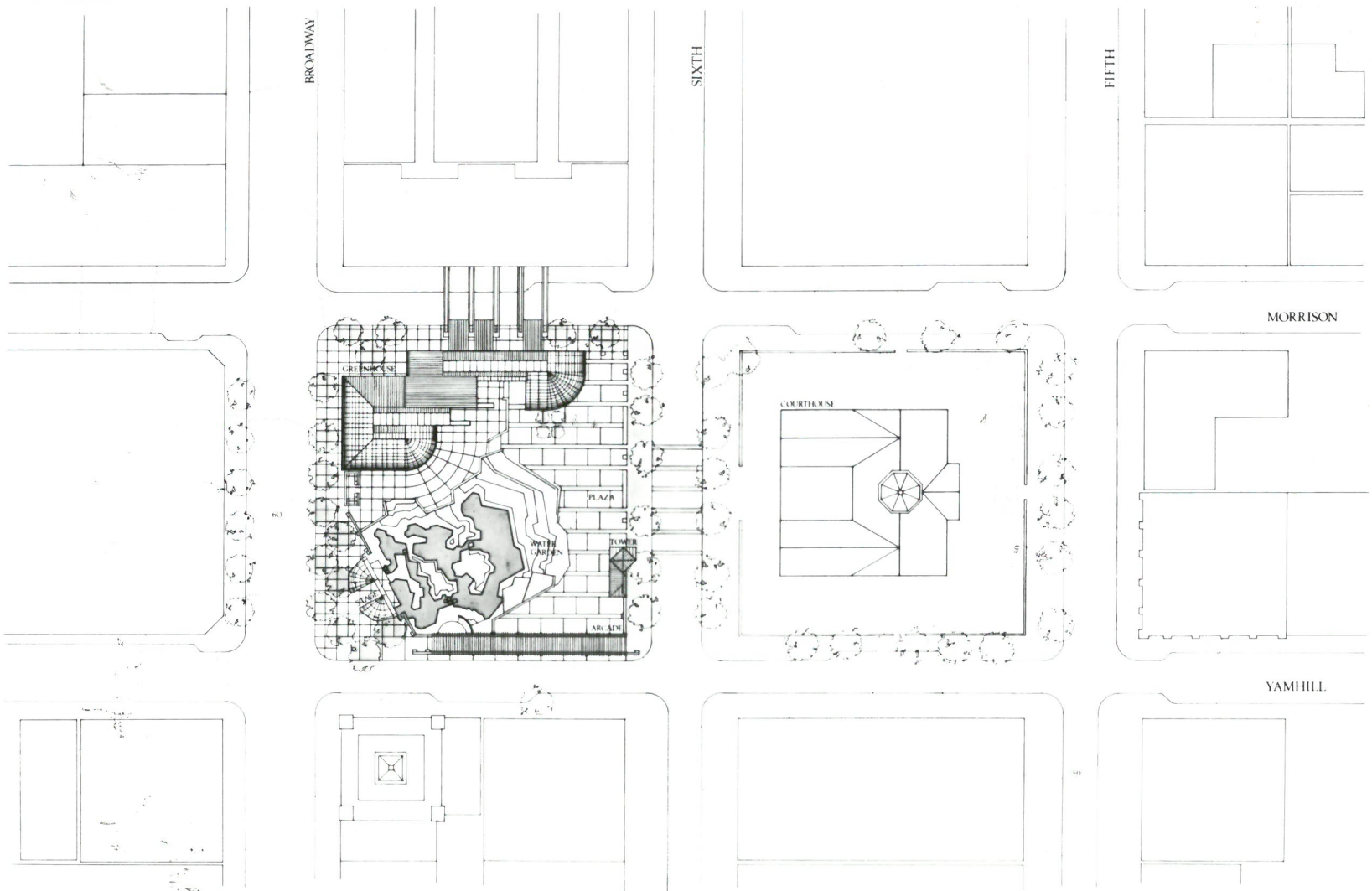


SECTION 1



EAST - ELEVATION

1/11/00
1/11/00

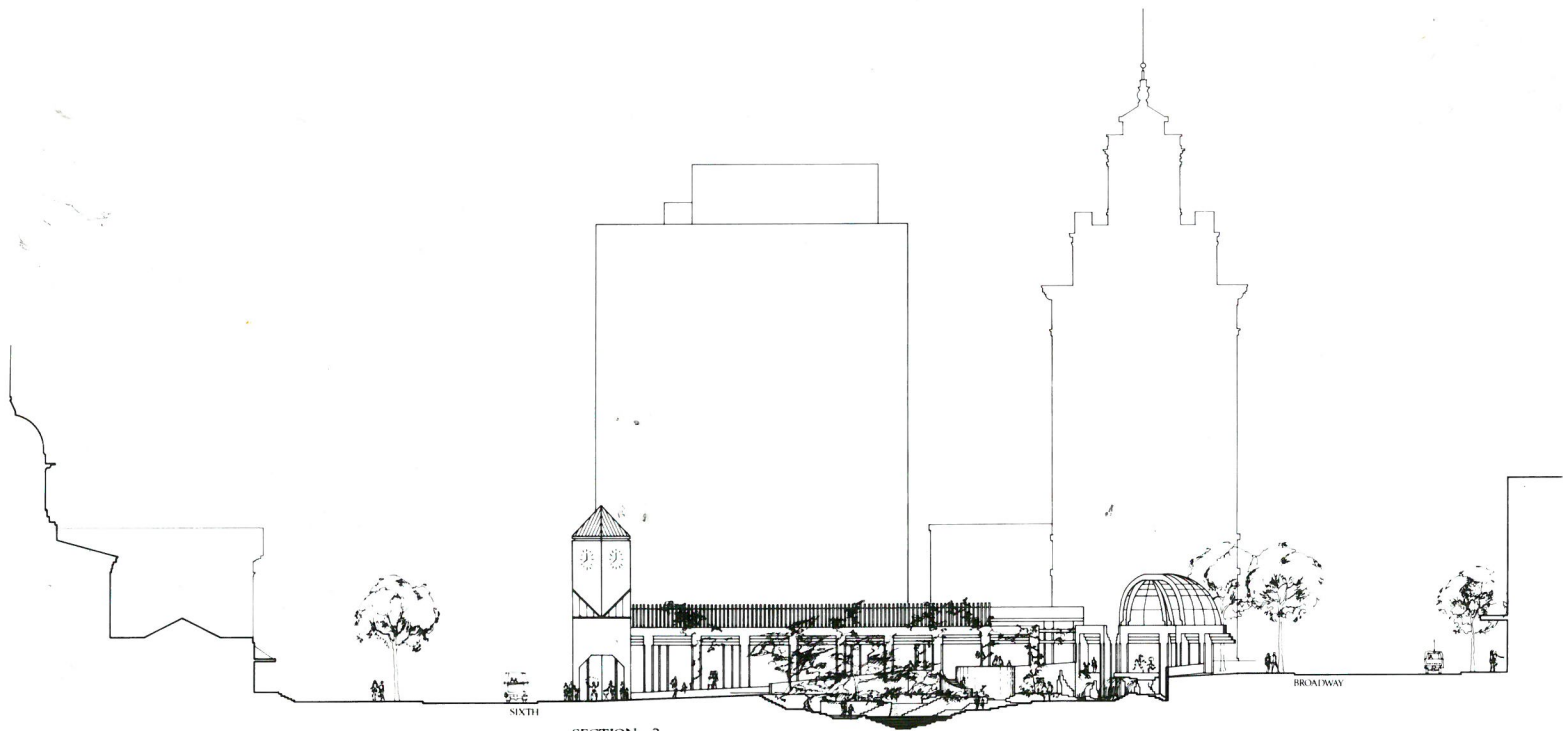


SITE PLAN

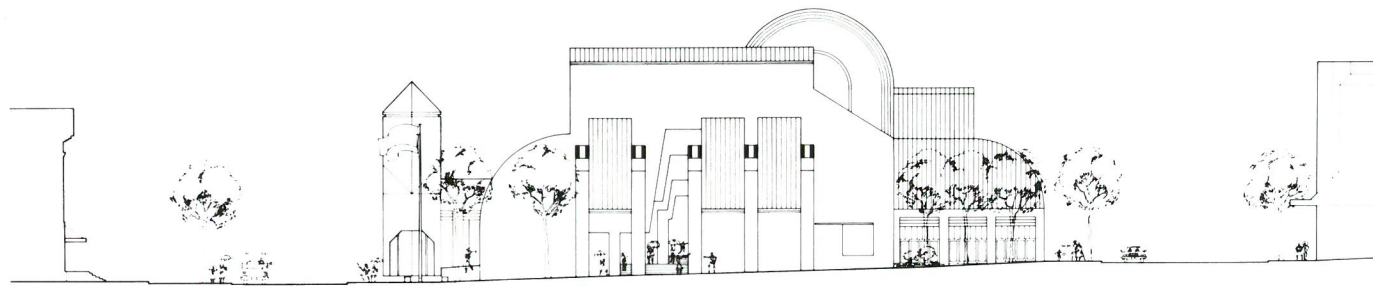
PIONEER COURTHOUSE SQUARE

CITY OF PORTLAND, OREGON



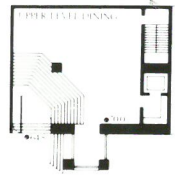


SECTION 3

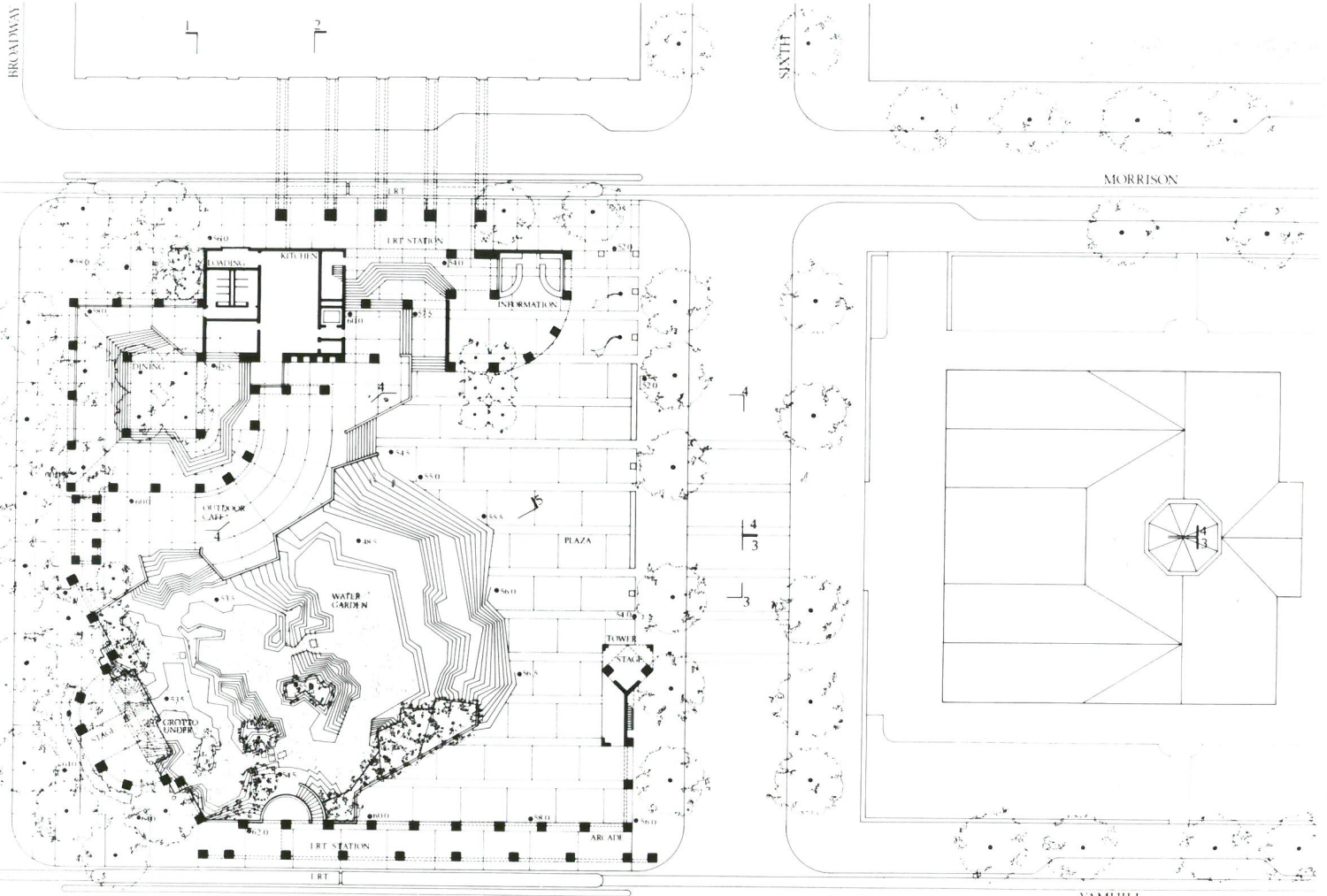


NORTH ELEVATION

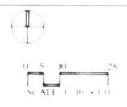
1/4" = 1'-0"
SCALE: 1/8" = 1'-0"




MEZZANINE PLAN




THE PLAN







CAFE TERRACE, SQUARE, WATER GARDEN FROM YAMHILL




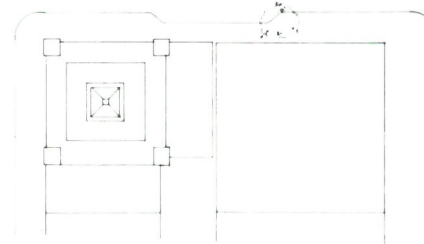
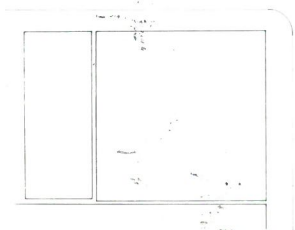
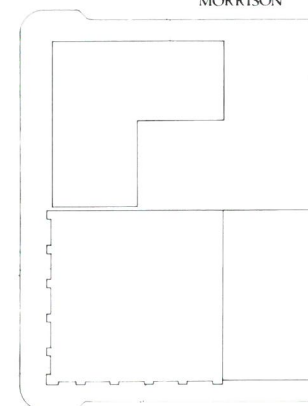
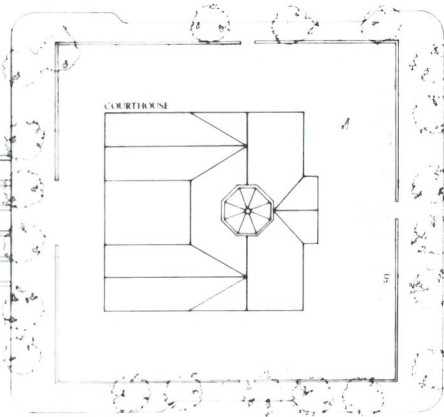
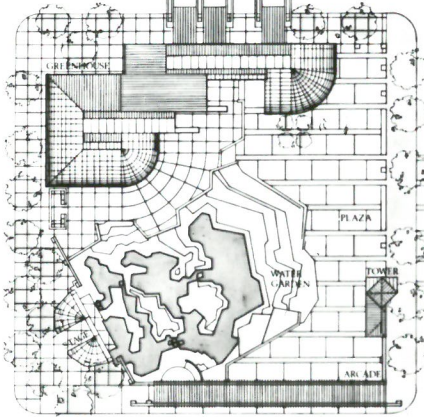

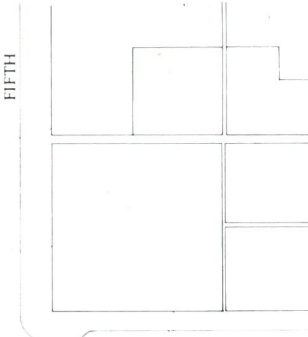

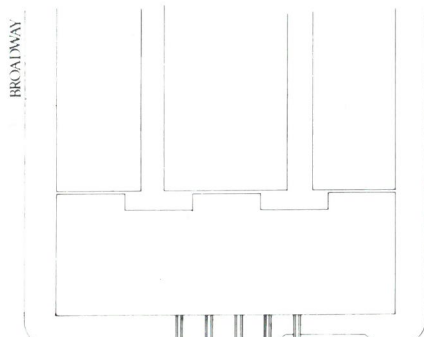

ENTERING THE SQUARE FROM 6th



ENTRY GATEWAY - FROM BROADWAY
COURTHOUSE ON AXIS



AERIAL VIEW FROM BROADWAY



SITE PLAN

PIONEER COURTHOUSE SQUARE

CITY OF PORTLAND, OREGON







NIGHT VIEW IN THE RAIN FROM 6TH. THE BASE OF THE TOWER IS ON THE LEFT.




THE GROTTTO AND ITS WATER SOURCE - LOOKING TOWARD THE PROSCENIUM STAGE



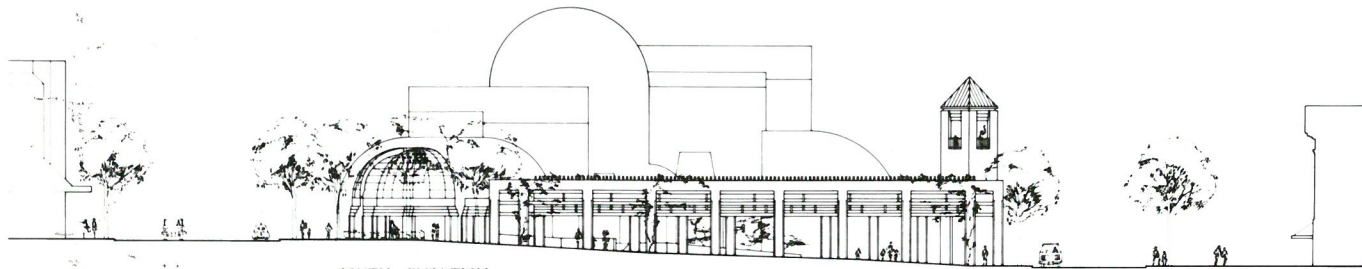
BUILDING INTERIOR - THE RESTAURANT



UNDER THE ARCADE

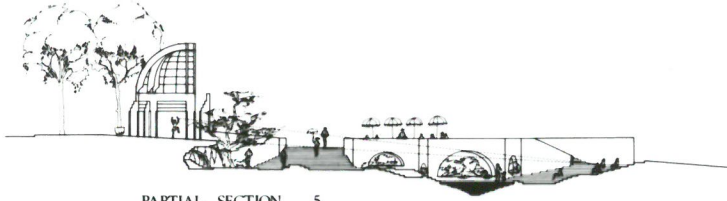


SECTION 4



SOUTH ELEVATION

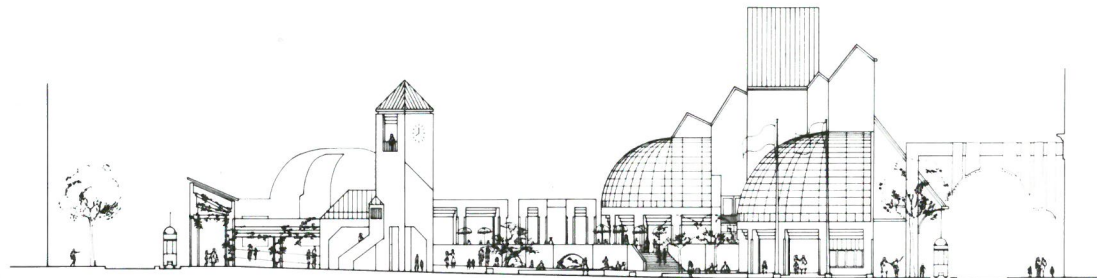
0 5 10 25
SCALE 1/8" = 1'-0"



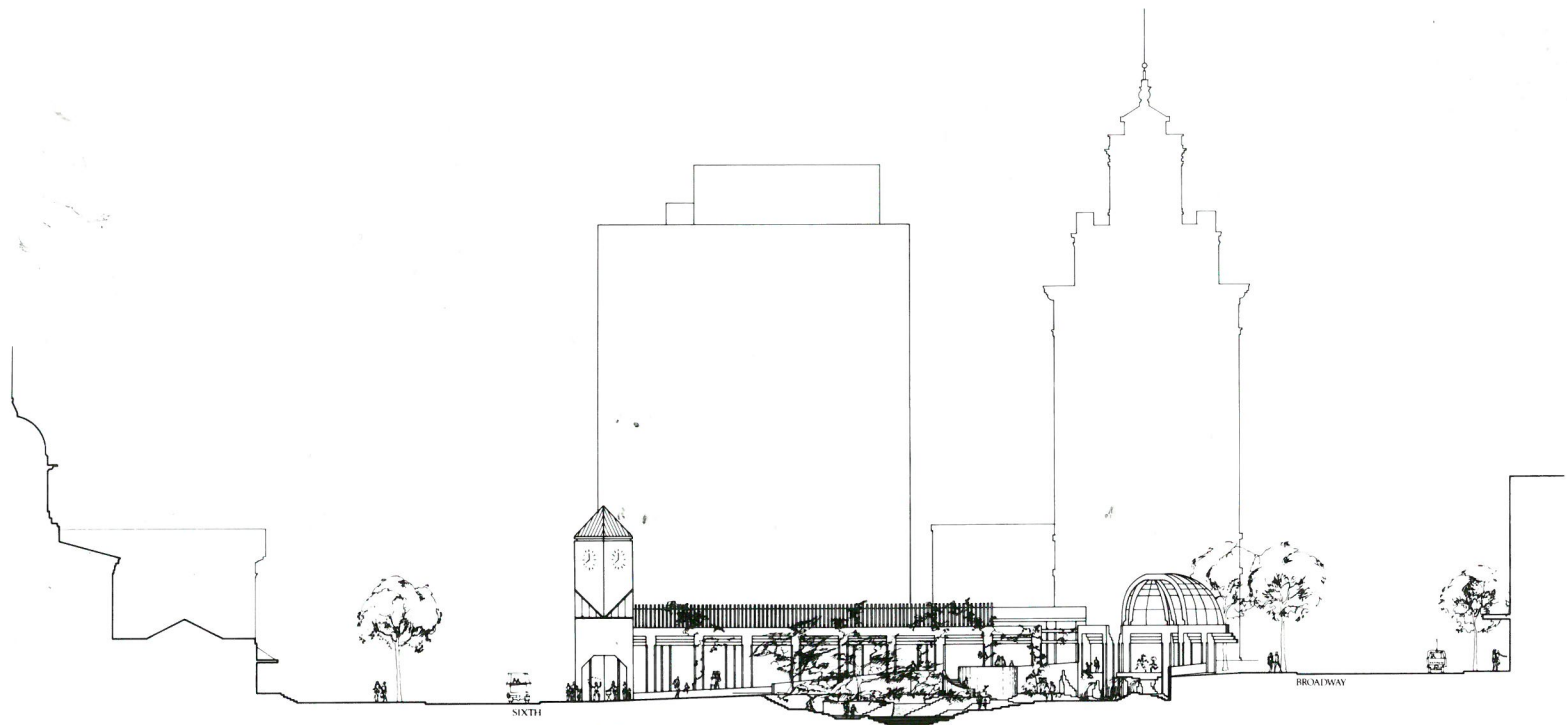
PARTIAL SECTION 5



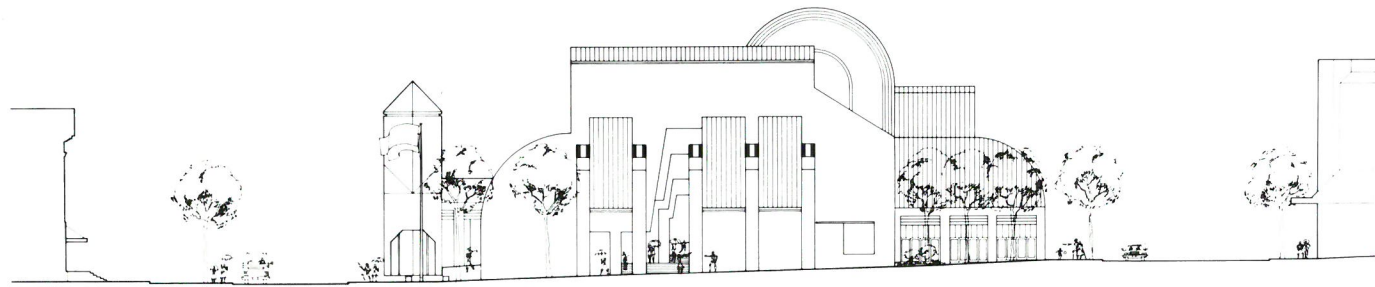
SECTION 1



EAST - ELEVATION



SECTION 3




NORTH ELEVATION

0 1 2
SCALE 1/8" = 1'-0"



SECTION 2



WEST ELEVATION

