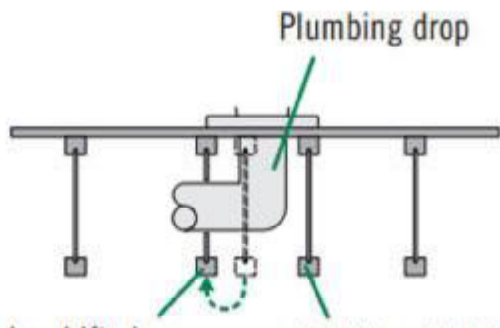
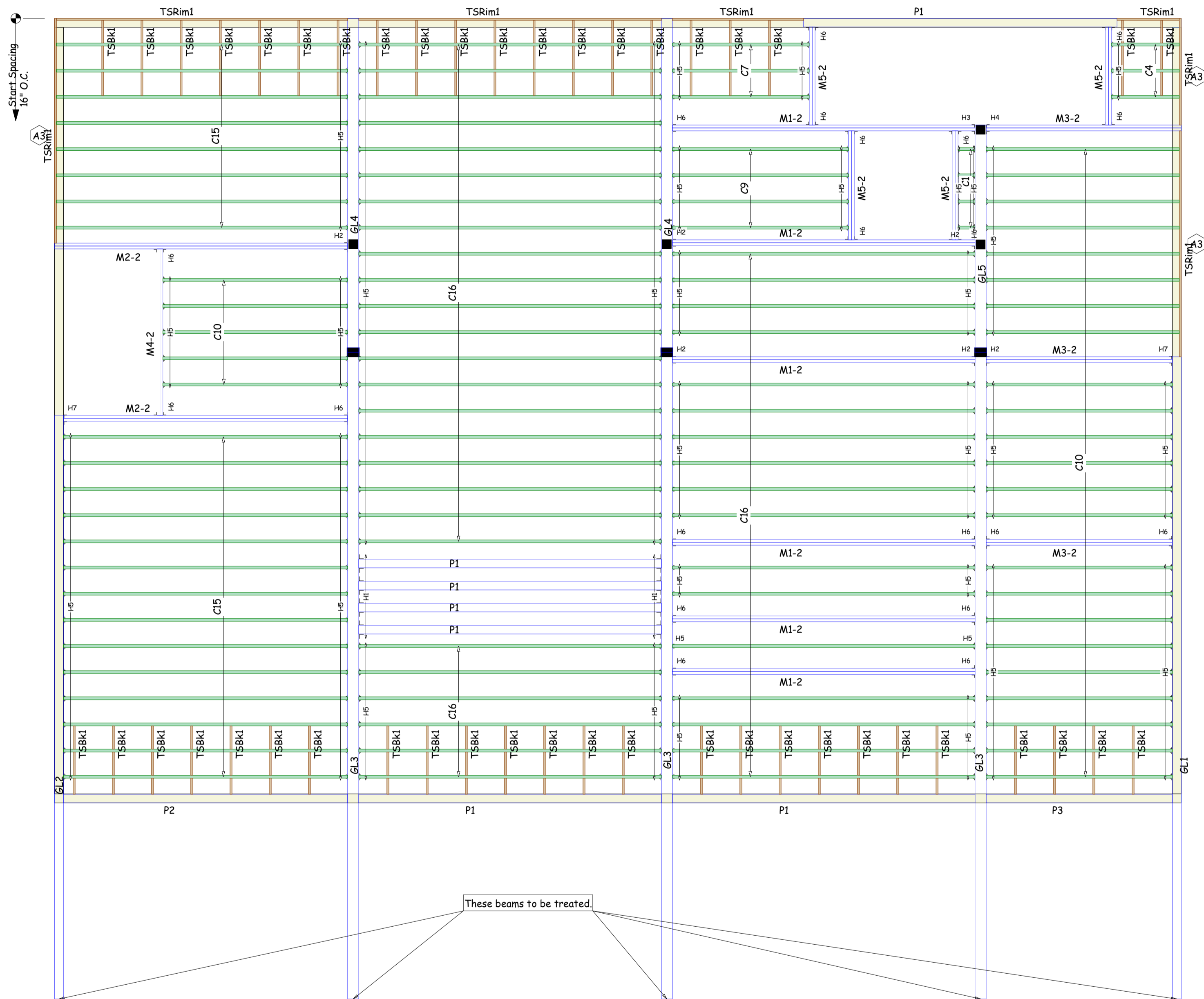




THINK SAFETY- READ INSTALLATION INFORMATION BEFORE PROCEEDING



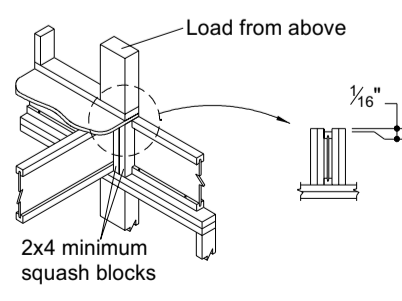
19-144055 DFS 03 RS



Joist may be shifted up to 3" if floor panel edge is supported and span rating is not exceeded. **Do not cut joist flanges.**

Additional joist is required if floor panel edge is unsupported or if span rating is exceeded.

These beams to be treated



CS Use 2x4 minimum squash blocks to transfer load around TJF® joist

Framing Connector Summary								
PlotID	Qty	Manuf	Product	Skew	Slope	Backer Blks	Filler	Web
H1	8	User	H6U5.5 H=14	-	-	Not Required	Not Required	Not Required
H2	6	User	HWP3.56 H=14"	-	-	Not Required	Not Required	Not Required
H3	1	User	HWP3.56 H=14" OSR	-	-	Not Required	Not Required	Not Required
H4	1	User	HWP3.56 H=14" OSL	-	-	Not Required	Not Required	Not Required
H5	195	Simpson	IUS1.81/14	-	-	No	No	No
H6	20	Simpson	HU414	-	-	No	No	No
H7	2	Simpson	HUC414	-	-	No	No	No

TJIs				
PlotID	Length	Product	Plies	Net Qty
C16	16-00-00	14" TJ1@ 110	1	43
C15	15-00-00	14" TJ1@ 110	1	22
C10	10-00-00	14" TJ1@ 110	1	28
C9	9-00-00	14" TJ1@ 110	1	4
C7	7-00-00	14" TJ1@ 110	1	3
C4	4-00-00	14" TJ1@ 110	1	3
C1	1-00-00	14" TJ1@ 110	1	4

Microllam					
PlotID	Length	Product		Plies	Net Qty
M1-2	16-00-00	1 3/4" x 14" 2.0E Microllam® LVL		2	12
M2-2	15-00-00	1 3/4" x 14" 2.0E Microllam® LVL		2	4
M3-2	10-00-00	1 3/4" x 14" 2.0E Microllam® LVL		2	6
M4-2	9-00-00	1 3/4" x 14" 2.0E Microllam® LVL		2	2
M5-2	6-00-00	1 3/4" x 14" 2.0E Microllam® LVL		2	8

Parallam				
PlotID	Length	Product	Plies	Net Qty
P1	16-00-00	5 1/4" x 14" 2.2E Parallam® PSL	1	7
P2	15-00-00	5 1/4" x 14" 2.2E Parallam® PSL	1	1
P3	10-00-00	5 1/4" x 14" 2.2E Parallam® PSL	1	1

TimberStrand				
PlotID	Length	Product	Plies	Net Qty
TSBk1	150-06-14	1 1/4" x 14" 1.3E TimberStrand® LSL	1	1
TSRim1	20-00-00	1 1/4" x 14" 1.3E TimberStrand® LSL	1	2
TSRim1	20-00-00	1 1/4" x 14" 1.3E TimberStrand® LSL	1	3

Design Accessory				
PlotID	Length	Product	Plies	Net Qty
	11-04	5/8" x 2 5/16" Web Stiffeners	1	16

Dimension Lumber				
PlotID	Length	Product	Plies	Net Qty
GL1	33-00-00	5 1/2" x 21" 24F-V4 DF Glulam	1	1
GL2	30-00-00	5 1/2" x 21" 24F-V4 DF Glulam	1	1
GL3	33-00-00	6 3/4" x 21" 24F-V4 DF Glulam	1	3
GL4	18-00-00	6 3/4" x 18" 24F-V4 DF Glulam	1	2
GL5	12-00-00	6 3/4" x 18" 24F-V4 DF Glulam	1	1

Sheeting				
PlotID	Length	Product	Plies	Net Qty
		23/32"x48"x96" Weyerhaeuser Edge Gold Panel (0/24) T&G FF	1	68

LEVEL NOTES	
Current Date:	4/21/2020
File Name:	SP19-147-2.jvl
Level Name:	Main
TJ-Pro Rating (Weighted Average):	52
Minimum Level TJ - Pro Rating & Joist:	TJ-Pro rating = 48, joist = C16(i6434)
Maximum Level TJ - Pro Rating & Joist:	TJ-Pro rating = 68, joist = C7(i6301)
FLOOR	
Floor Container:	FC1
Use/Occupancy:	ResidentialLivingAreas
Floor Area Loading is:	40.0 lb/ft² Live Load & 12.0 lb/ft² Dead Load
Maximum Allowed Deflection:	L/480 Live Load & L/240 Total Load
TJ-Pro Rating Information:	
Weighted Average:	52
Directly Applied Ceiling:	None
Decking Attachment:	Glue and Nail
Decking Material:	23/32"x48"x96" Weyerhaeuser Edge Gold Panel (0/24) T&G FF
Blocking at max 8'-00-00 o.c.:	No

1. MATERIAL PLACEMENT PLAN DISCLAIMER:
PAIR LUMBER COMPANY ("PAIR") DOES NOT
GUARANTEE THE ACCURACY OF THIS
MATERIAL PLACEMENT PLAN. THE MATERIAL
LIST INCORPORATED IN THIS PLACEMENT
PLAN IS AN ESTIMATE ONLY. THE ACTUAL
MATERIAL REQUIRED MAY VARY FROM
THE AMOUNT OF MATERIAL ESTIMATED DUE TO A NUMBER
OF FACTORS PAIR HAD
NO REPRESENTATION OR WARRANTY
REGARDING THE ACTUAL AMOUNT OF MATERIAL
USED. ALL MATERIALS AND METHODS USED TO
CREATE THIS MATERIAL PLACEMENT
HAVE BEEN SPECIFIED BY THE CUSTOMER AND
PROVIDED BY THE CUSTOMER. PAIR DOES NOT
GUARANTEE THE ACCURACY OF THE ESTIMATE,
ACCURACY AND COMPLIANCE WITH APPLICABLE
CODE REQUIREMENTS. IT IS THE RESPONSIBILITY
OF THE CUSTOMER TO VERIFY THE MATERIALS
LISTED FOR SIZE, LENGTH AND APPLICATION.
THIS PLACEMENT PLAN IS SUBJECT TO REVIEW
BY THE CUSTOMER. PAIR HAS NO SPECIALIST
EXPERT IN REGARD TO THE PARTICULAR STRUCTURE
OF STRUCTURAL COMPONENTS THEREOF.

[illegible]

THIS DRAWING IS BASED ON:

ARCHITECTURAL DRAWINGS PREPARED BY
XXXXXXXXXXXXXXXXXXXXXXXXXXXX
DATED: XX-XX-XX

STRUCTURAL DRAWINGS PREPARED BY:
XXXXXXXXXXXXXXXXXX
DATED: XX.XX.XX

JOB COMMENTS: SP19-147-2

Stoney Creek
Malcolm Residence
Parr Rockwood
Tracy R.

4/21/2020

REV	BY	DATE	Created By:
			Parr Lumber Co.
			Spencer Hawks
			21700 NW Wagon Way
			Hillsboro, OR
			Phone: 503-438-0512
			Email: spencer.hawks@parr.com

LAYOUT SCALE: 1/4" = 1'

SHEET

1 OF 1