



ENVIRONMENTAL SERVICES  
CITY OF PORTLAND  
working for clean rivers



# Utility Rate Hearing

Dawn Uchiyama  
Bureau of Environmental Services

Gabriel Solmer  
Portland Water Bureau

May 18, 2022

# Mission and Budget Objectives

---



ENVIRONMENTAL SERVICES  
CITY OF PORTLAND  
working for clean rivers

## Mission:

Manage Portland's wastewater and stormwater infrastructure to protect public health and the environment.

## Objectives:

- Maintain existing levels of service
- Advance Equity Plan priorities
- Continue asset maintenance and reinvestment
- Ensure regulatory compliance and environmental leadership
- Promote long-term financial sustainability

# Mission and Budget Objectives

---



## Mission:

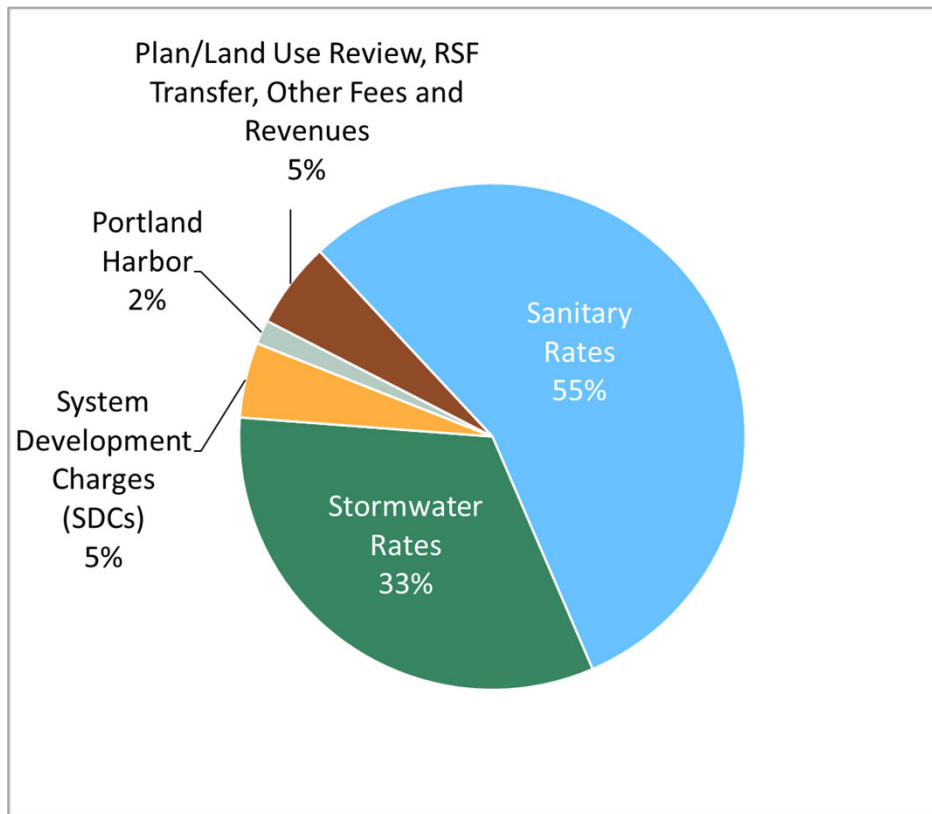
Serve excellent water every minute of every day.

## Objectives:

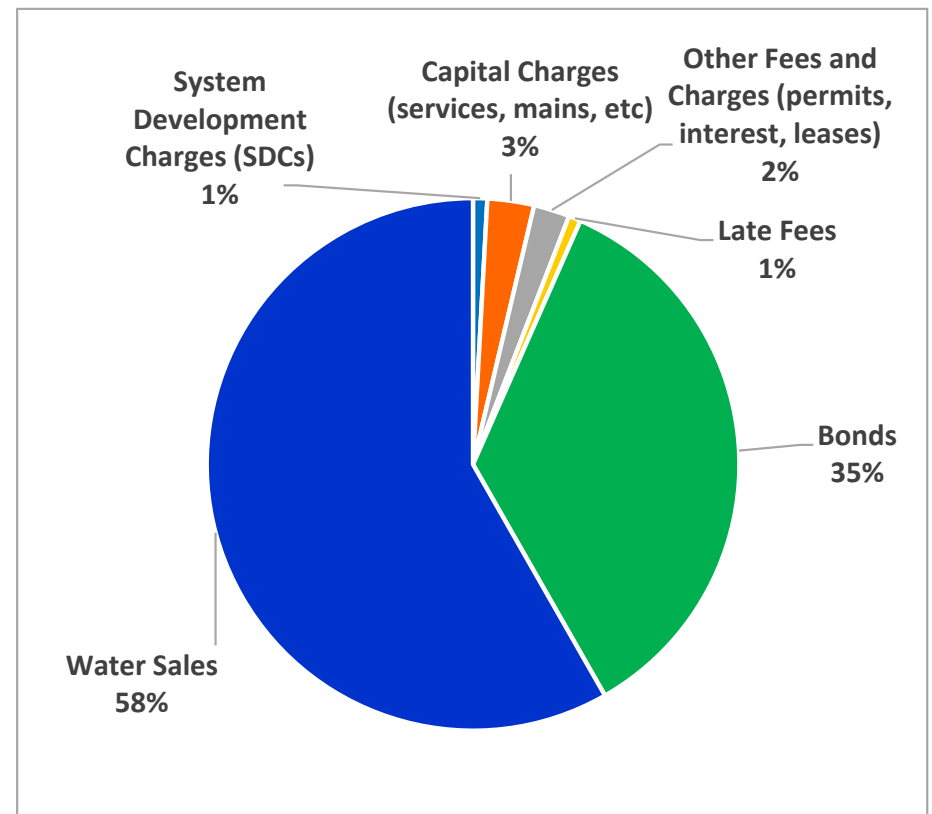
- Prioritize public health
- Meet or exceed regulatory standards
- Maintain our system, now and for future generations
- Increase seismic resilience and improve infrastructure
- Use resources wisely to ensure affordability

# Rate and Fee Revenues - FY 2022-23

BES  
\$432.7 million



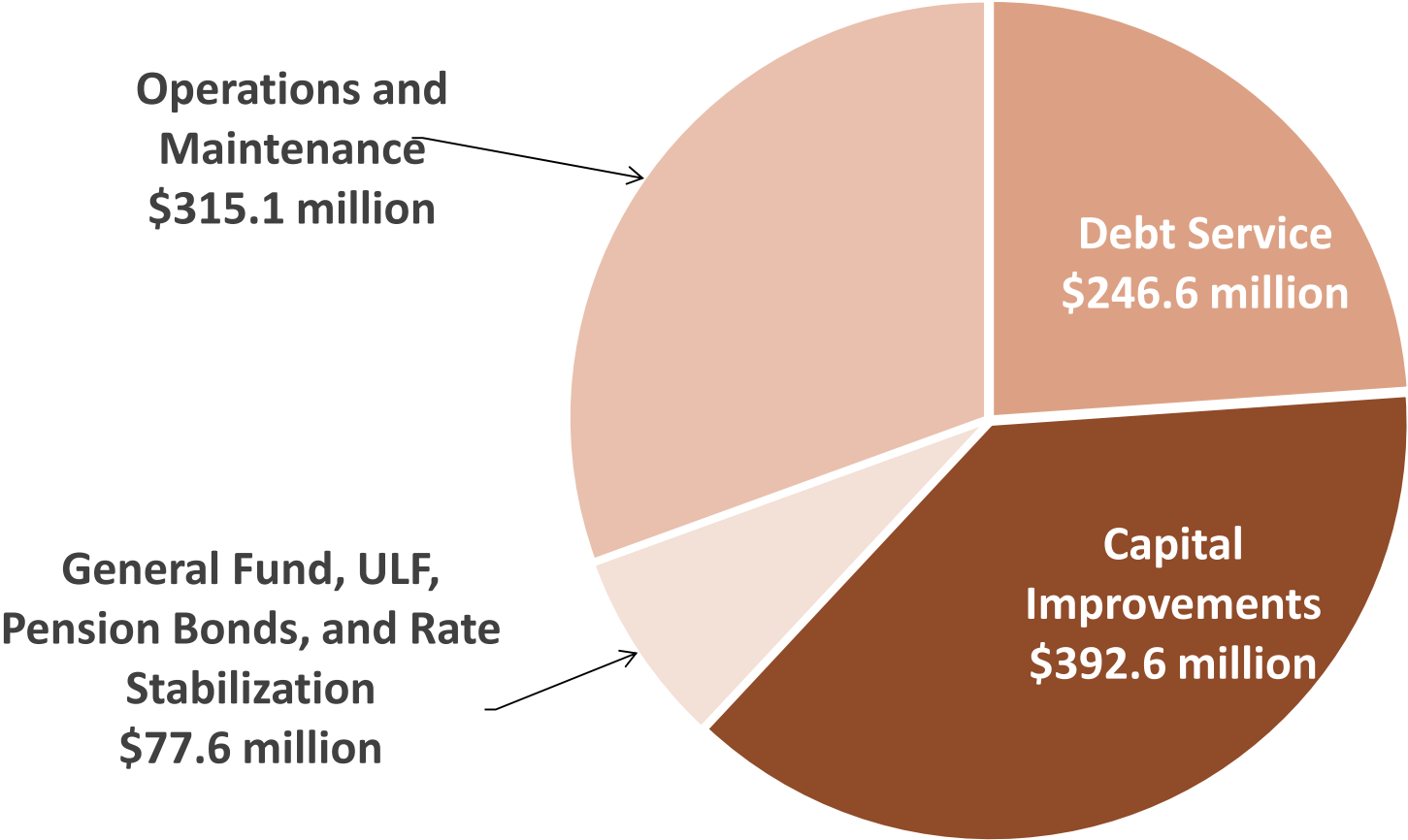
WATER  
\$383.1 million



Combined Annual Rate + Fee Revenue =  
**\$815.8 million**

# Total Budgeted Expenditures - FY 2022-23

Combined utilities budget = \$1 Billion

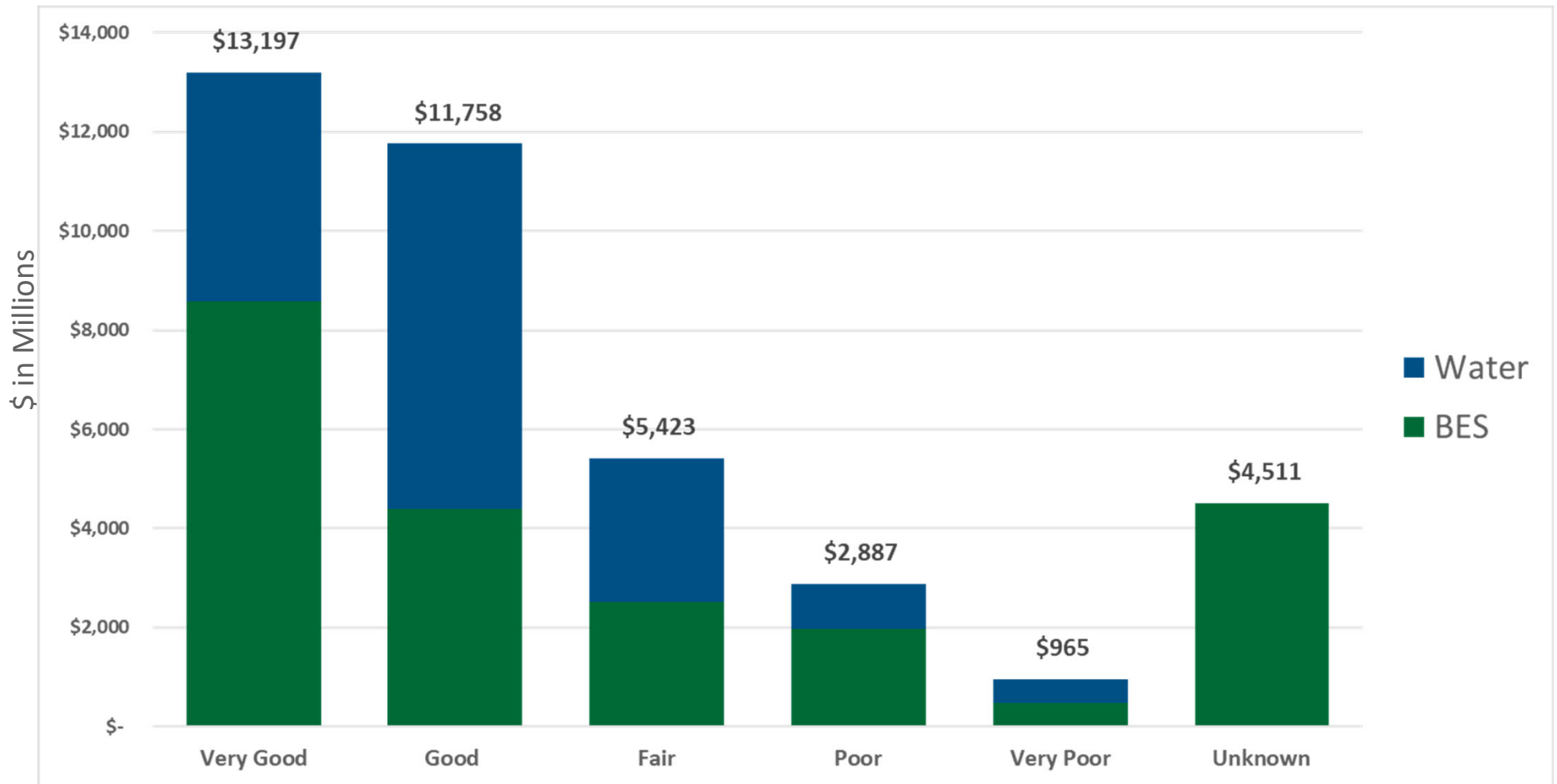


BES Requested Budget — \$648.8 million

Water Requested Budget — \$383.1 million

# Condition of Assets by Bureau

Estimated Combined Asset Value: \$30.1 Billion



Source: 2021 Asset and Condition Report

# Infrastructure Investment

---

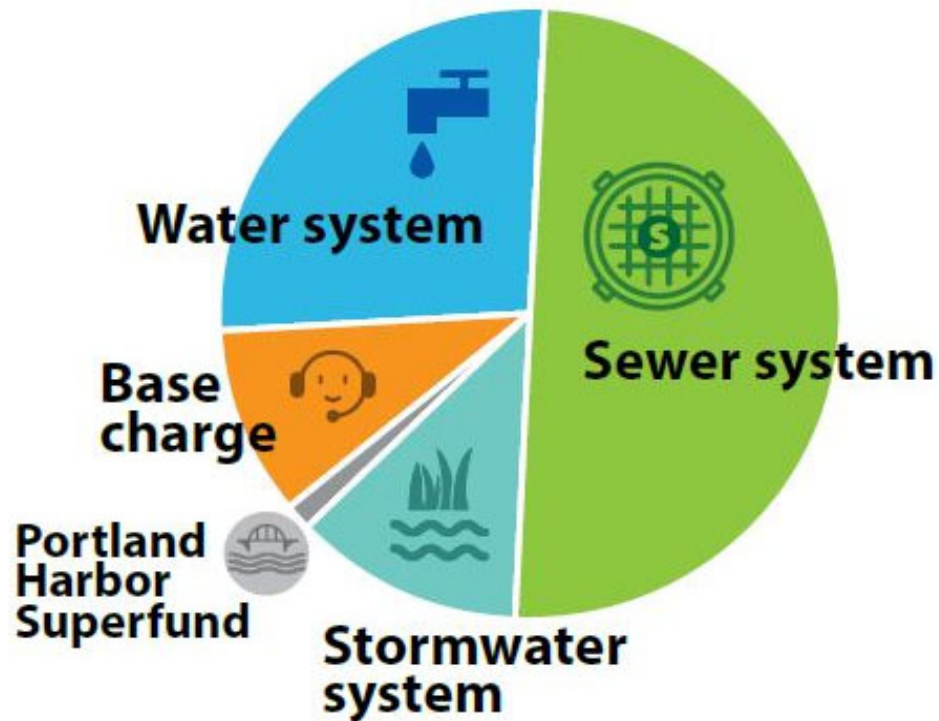


- Ongoing system maintenance
  - Regulatory compliance
  - Seismic and climate resiliency
  - Equitable economic recovery
- 

**Water/BES Combined 5-Year  
Capital Improvement Plan = \$2.7  
Billion**

# Understanding Your Utility Bill

## Where does the money go?



**Water system**, including water treatment, protection of drinking water sources, pipes, tanks, and fire hydrants



**Sewer system** and sewage treatment, including pipes that keep sewage out of Portland's rivers



**Stormwater system**, which manages water runoff from hard surfaces like streets, roofs, and parking lots



**Portland Harbor Superfund**, helping clean up the Portland Harbor



**Base charge**, to provide customer service, billing, and water meter reading



# FY 2022-23 Rate Ordinance

---

## Retail Rates

Water Request: 7.7%

BES Request: 3.14%

Combined utility bill increase: 4.85%

## System Development Charges

Water Request: 23.4%

BES Request: 2% to 10%

Example 1:

Combined SDC for a single-family residential dwelling increases by 9.2%

Example 2:

Combined SDC for a 30,000 square ft. office building increases by 8.1%

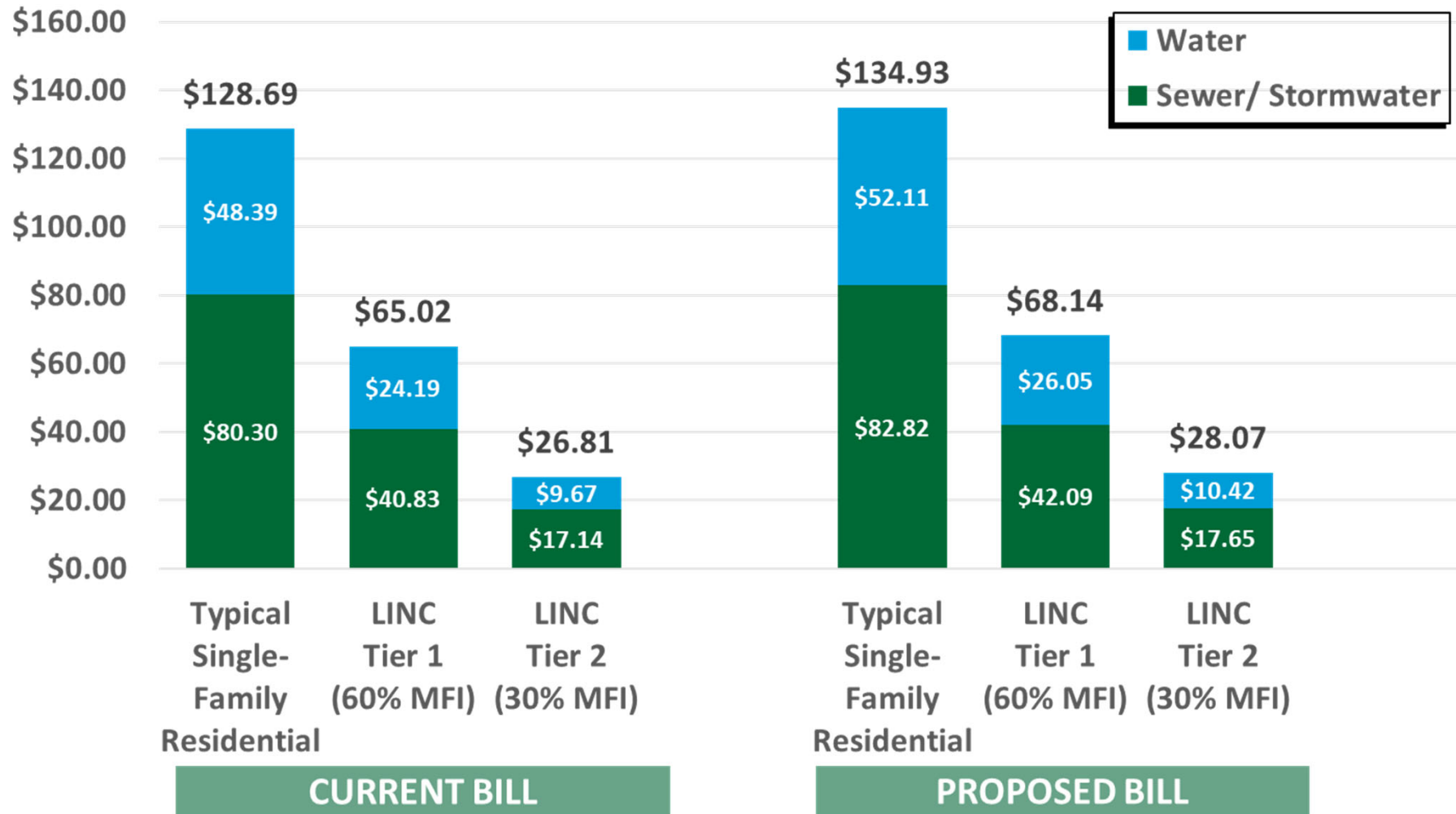
## Other Fees and Charges –

Water Request: At full cost recovery

BES Request: Increases to no more than 15% for most

# Typical Monthly Bill

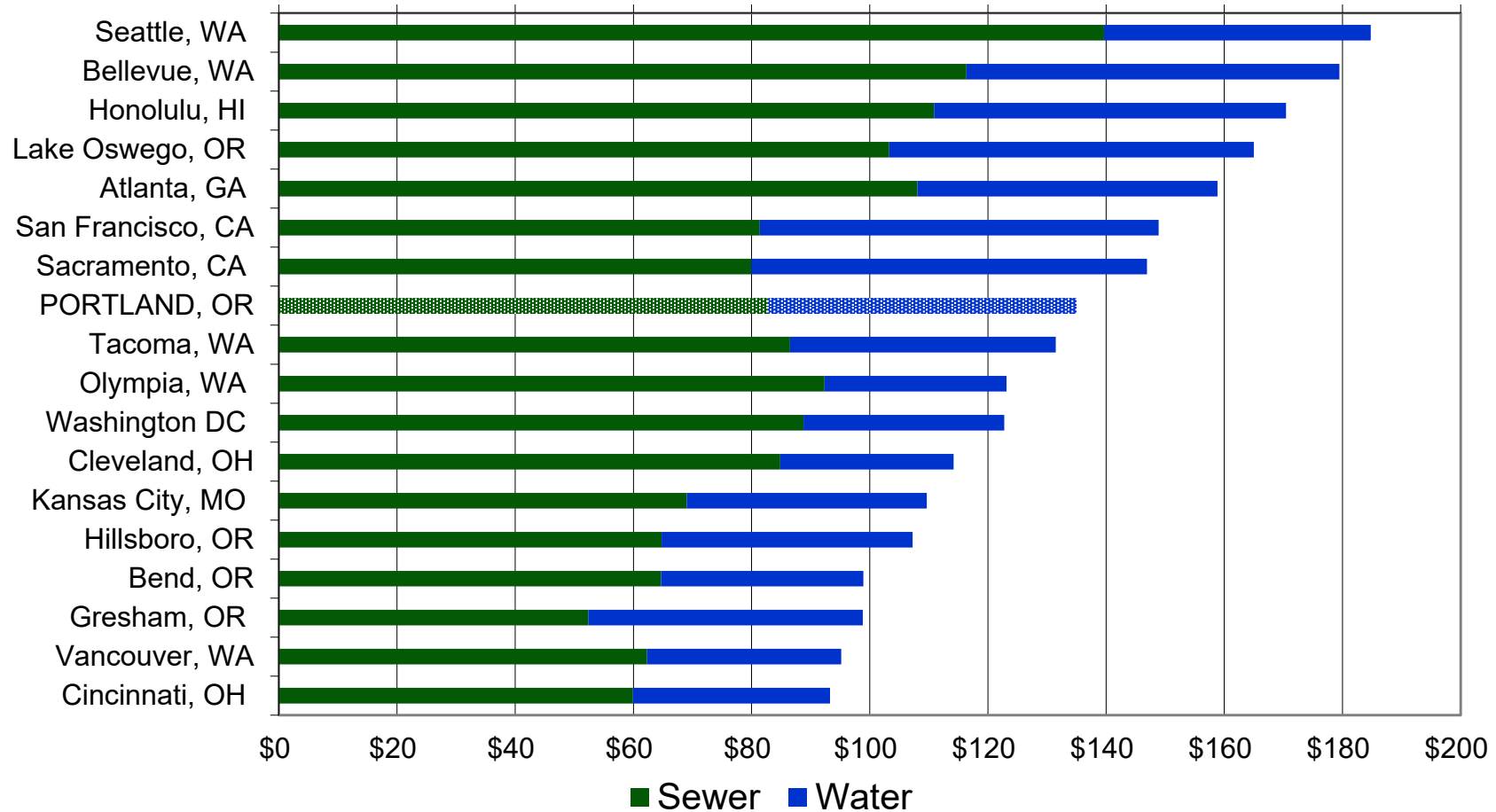
## Single-Family Residential Water/Sewer/Stormwater



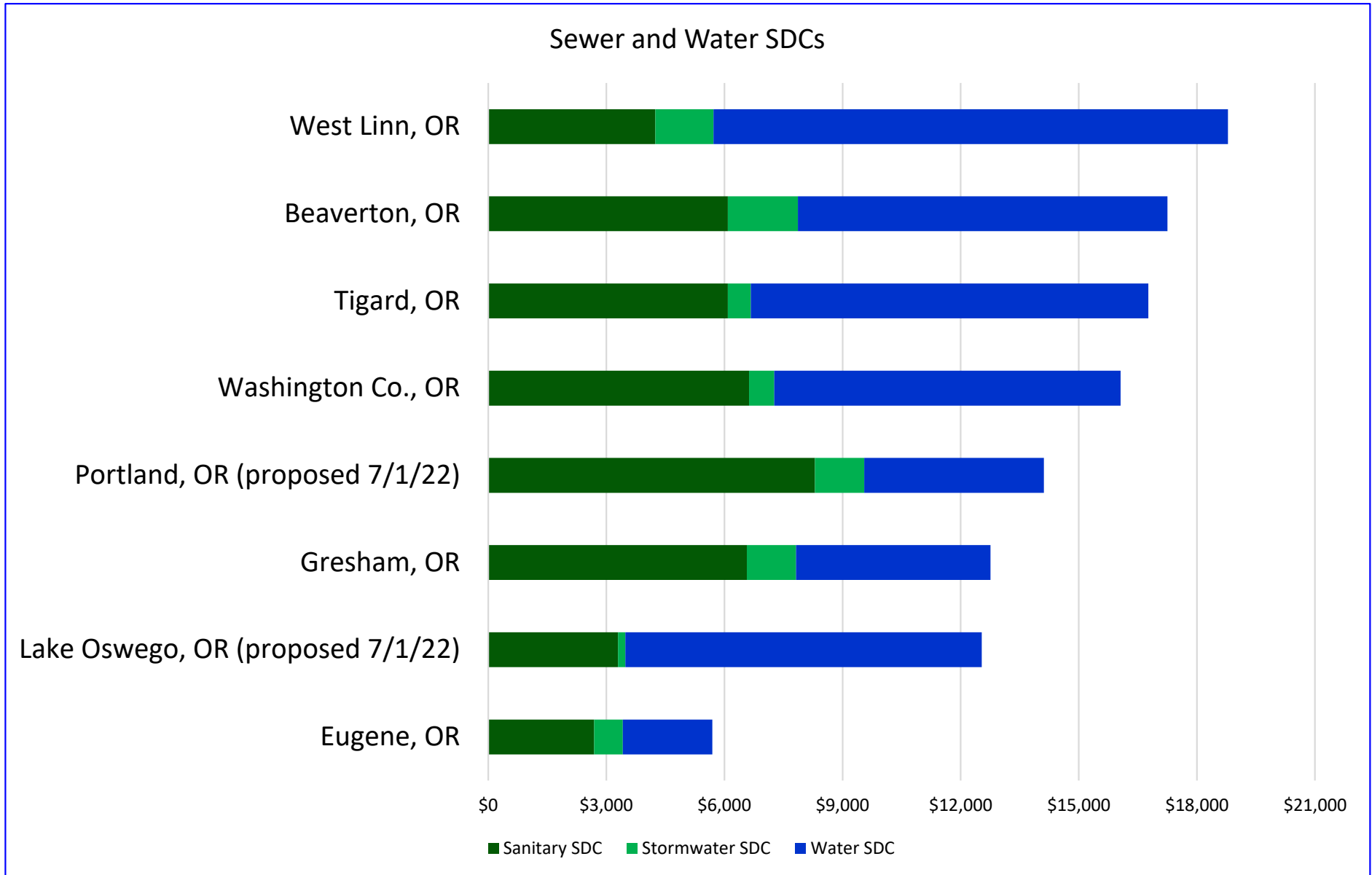
Typical Single-Family Residential Monthly Water/Sewer/Stormwater Bill Increases by \$6.24 (= 4.85%)

# Comparison to Peer Utilities

Typical Monthly SFR Sewer & Water Bills  
(effective 7/1/22)

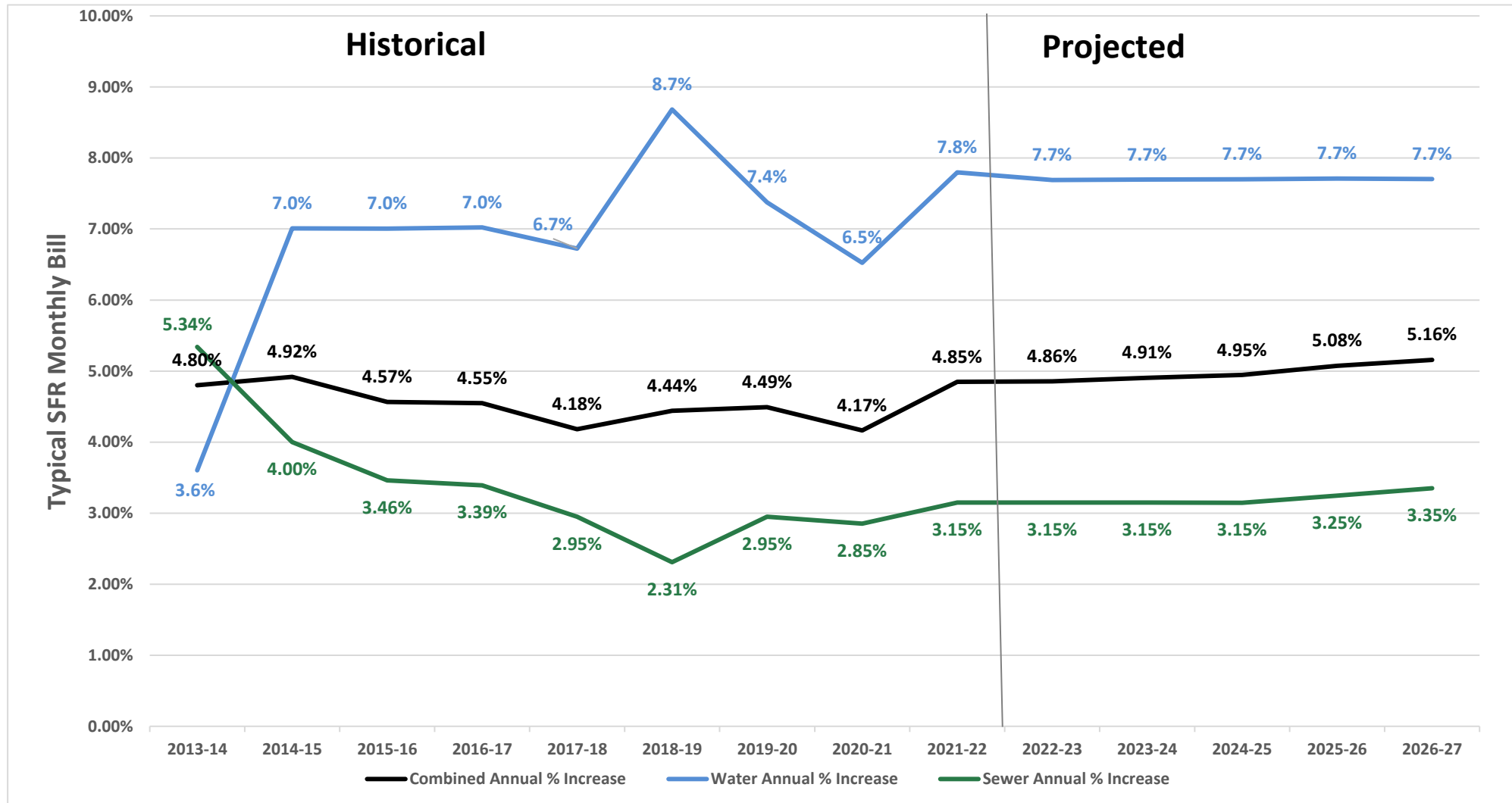


# Comparison on SDCs



# Combined Rate Projection

## Historical & Projected Percentage Increases of Typical Single-Family Residential Monthly Bill by Services Type



# Strong Headwinds

---

- Inflationary Pressures
- CIP growth
- Portland Harbor
- Affordability Programs
- Operation and Maintenance of Aging Systems
- Permit Compliance

# Affordability

---



- ✓ Tier 1 & Tier 2 bill discounts
- ✓ Crisis assistance
- ✓ Utility Safety Net Program
- ✓ Leak Repair Assistance
- ✓ Payment plans and temporary waiver of eligibility requirements
- ✓ Emergency rent assistance
- ✓ Clean River Rewards

# Utility Debt Relief Programs

---

## Afloat (\$2.6 million through ARPA)

- Application-based program serving low-income single-family households.
- Designed and delivered in collaboration with community organizations.
- Application opened from March 7 through April 11.
- Received 2,601 applications (79 non-English applications)
  - 2,091 eligible applications
  - \$2.6 million in utility debt
  - 47% are from Black, Indigenous, Latinx, Asian, Pacific Islander, and multiracial Portlanders
  - 57% are from women, transwomen, and non-binary Portlanders
  - 19% are from Portlanders with a disability

## Match (\$500,000 through General Fund)

- Pilot program to match customer payments up to \$500 for residential and small business customers.
- From March 10 through May 2, we have worked with 824 customers
  - 765 residential
  - 59 small businesses (including 33 multifamily properties)
- Distributed \$277,831, with more matches made every day.



# Questions

