

COMMUNITY IS KEY



PCEF Grant Committee Meeting

May 26, 2022, 6 p.m. – 8 p.m.

— PORTLAND
**CLEAN ENERGY
COMMUNITY BENEFITS
FUND** —



THE BUREAU OF **PLANNING
& SUSTAINABILITY**

VISIT US ONLINE
portland.gov/bps/cleanenergy

Virtual Participation Check

Guidelines for public participation

- Committee meetings open to the public
- Individual proposals will not be discussed in this meeting
- Opportunities for public engagement in other forums/meetings

➔ Guidelines applied to virtual meeting:



Chatbox: open for introductions. All other times, host-only chats (PCEF Staff).



Raise Hand: used by Committee only.



Video: on for Committee only.



Microphone: public members muted.



Recording: this meeting is being recorded.



Captioning: this meeting is being captioned; settings > show subtitles.

Opening inspiration

Introductions

Agenda

- 6:00 Introductions
- 6:10 Program updates
- 6:20 RFP 2 recommended grant portfolio, presentation and discussion
- 6:55 Break
- 7:00 Committee-only member breakout groups
- 7:10 RFP 2 recommended grant portfolio, presentation and discussion
- 7:50 Closing comments
- 8:00 Meeting close

Program updates

RFP 2 recommended grant portfolio

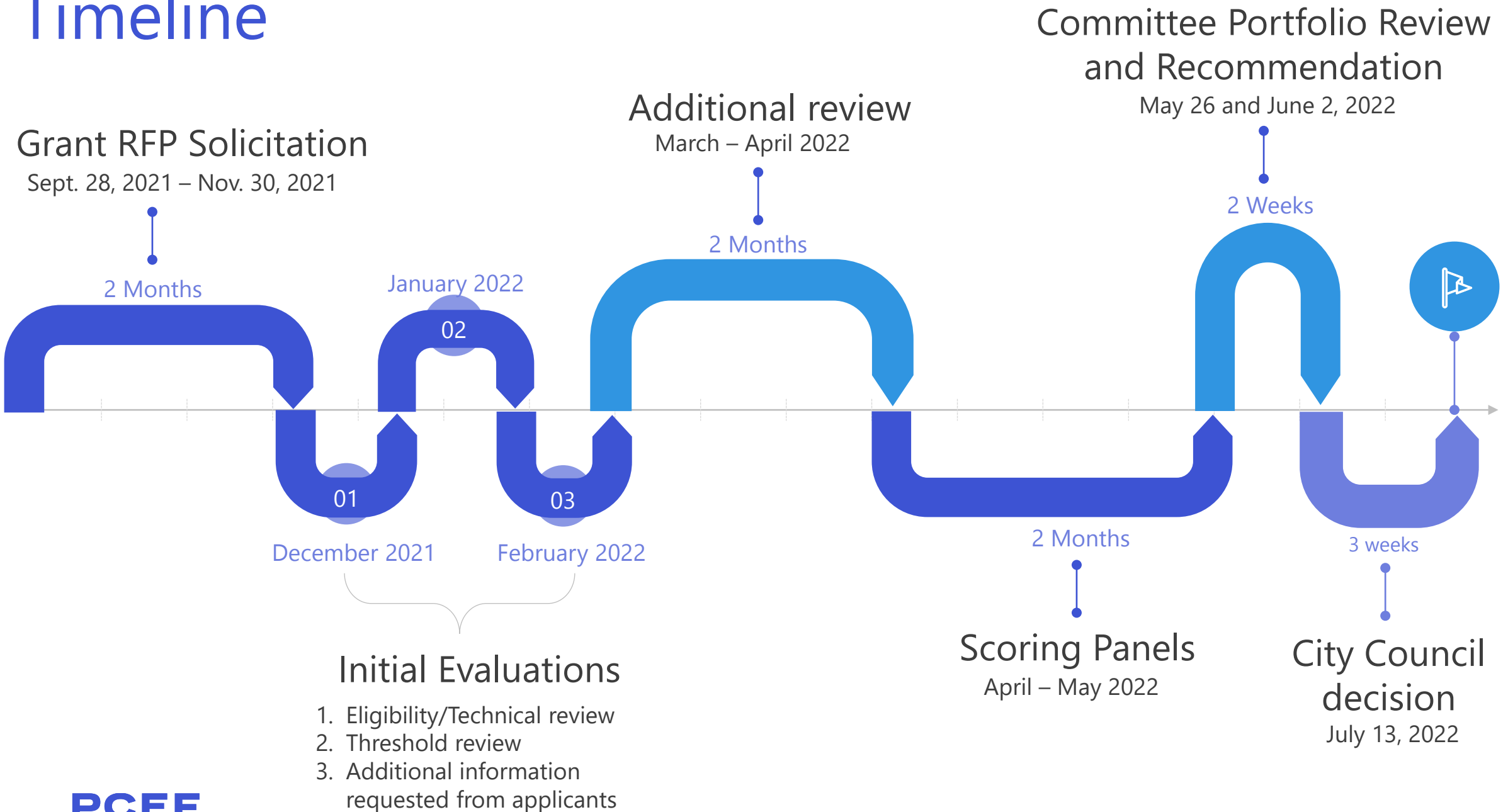
Modified consensus decision making process

- **Proposal** – put forth for consideration by Committee member
- **Temperature check** – each Committee member indicates how comfortable they are with making an affirmative decision
- **Discussion** – additional discussion if needed
- **Amendments** – Committee members can offer amendments to the original proposal
- **Decision** – each Committee member can 1) affirm the proposal, 2) stand aside, or 3) indicate that “no” they do not support the proposal. Note that standing aside is counted as a decision to affirm for the purposes of approving a proposal.

The following minimum number of affirmative decisions is required for a decision to represent the position of the PCEF Committee.

- When 6 or 7 Committee members are present : 5 Affirmative decisions
- When 8 or 9 Committee members are present : 6 Affirmative decisions

Timeline

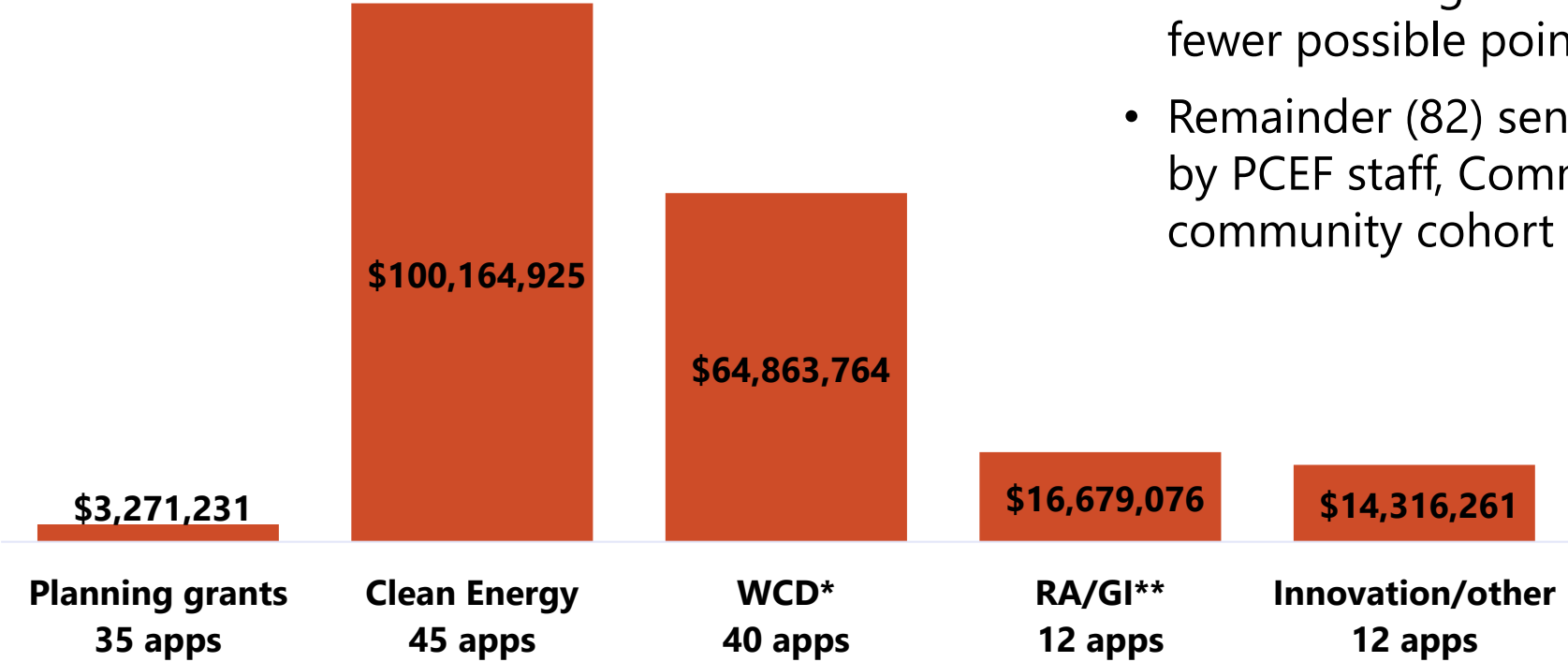


Overview of applications received

- 162 received requesting ~\$223M
 - 15 not eligible and/or technically viable
 - 3 withdrew

- 144 advanced to scoring requesting ~\$200M

- Top scored (15) went to auto-recommend list
- Bottom scored (47) did not score high enough to be considered by scoring panel (including 13 deemed ineligible b/c they received 50% or fewer possible points in preliminary scoring)
- Remainder (82) sent to scoring panels for review by PCEF staff, Committee members and community cohort members



*Workforce and Contractor Development
**Regenerative Agriculture and Green Infrastructure

Scoring process

Eligibility screening and technical review - pass/fail – 2 staff per application + external SME as needed
162 applications

Threshold review/preliminary scoring - 2 staff per application
144 applications

700+ hours
scoring

300+ emails
exchanged with
applicants during
eligibility and
tech review

Additional review

Low score did
not advance
47 applications

Sent to scoring panels
82 applications

Top scored
auto-
recommend
15 applications

Highest scoring applications within each funding
area added to recommended portfolio
66 applications

Six scoring panels

- Three members each (20 total)
- Committee member on every panel
- Community cohort members on planning grant reviews
- BIPOC/non-White identifying majority on five of six panels
- SME on every panel
- ~30 hours independent scoring per panel member
- 5-7 hours of meetings for each panel
- > 60% of applicants sent to scoring panels provided response to preliminary scores


15 projects advanced to recommended portfolio without scoring panel

- 7 clean energy projects

- Scored high across all criteria
- 3 single family projects providing EE/RE to 710 single family homes
- 3 multi-family affordable housing projects with total 481 units
 - All projects include energy efficiency
 - 2 projects include renewable energy
 - 1 project includes EV charging stations
 - 1 project includes green infrastructure

- 8 planning projects

- Scored high across all criteria
- 5 planning for workforce development and contractor support
- 1 planning for clean energy
- 1 planning for regenerative agriculture/green infrastructure
- 1 planning for innovation/other



Additional vetting process

- 43 out of 144 (30%) applications were flagged for additional review


Flag	No.	Review
Org. age 3 years or less	11	Board material, References
Request is 2X or greater prior annual avg revenue	19	References for projects of similar size and/or complexity Plan to scale if increased staffing included
Work outside historic primary purpose	19	References for like or transferable project experience
Budget questions	27	Project specific
Multiple flags	25	See above

- 30 out of 43 (70%) are in recommended portfolio
- 27 out of 43 (63%) organizations that represent priority population(s)



Modifications required

- Staff met weekly with Robin and Megan to get input on potential modifications prior to offer to applicants.
- 12 of 43 applications flagged for additional review were asked to accept modifications to their proposals. 11 accepted and 1 withdrew.
- Modifications included:
 - down-scoping projects and reducing budgets
 - removing ineligible items/activities
 - lengthening the period of performance
 - requiring firm stage gates
 - additional oversight and reporting requirements, and/or
 - including organizational development technical assistance support.




Process elements to evaluate

Four new elements in the review process for RFP 2

1. Preliminary scoring/threshold review
 2. Application modifications
 3. Additional vetting process
 4. Community member on scoring panels
- These elements will be evaluated and findings/recommended improvements shared with the committee.

Portfolio creation considerations

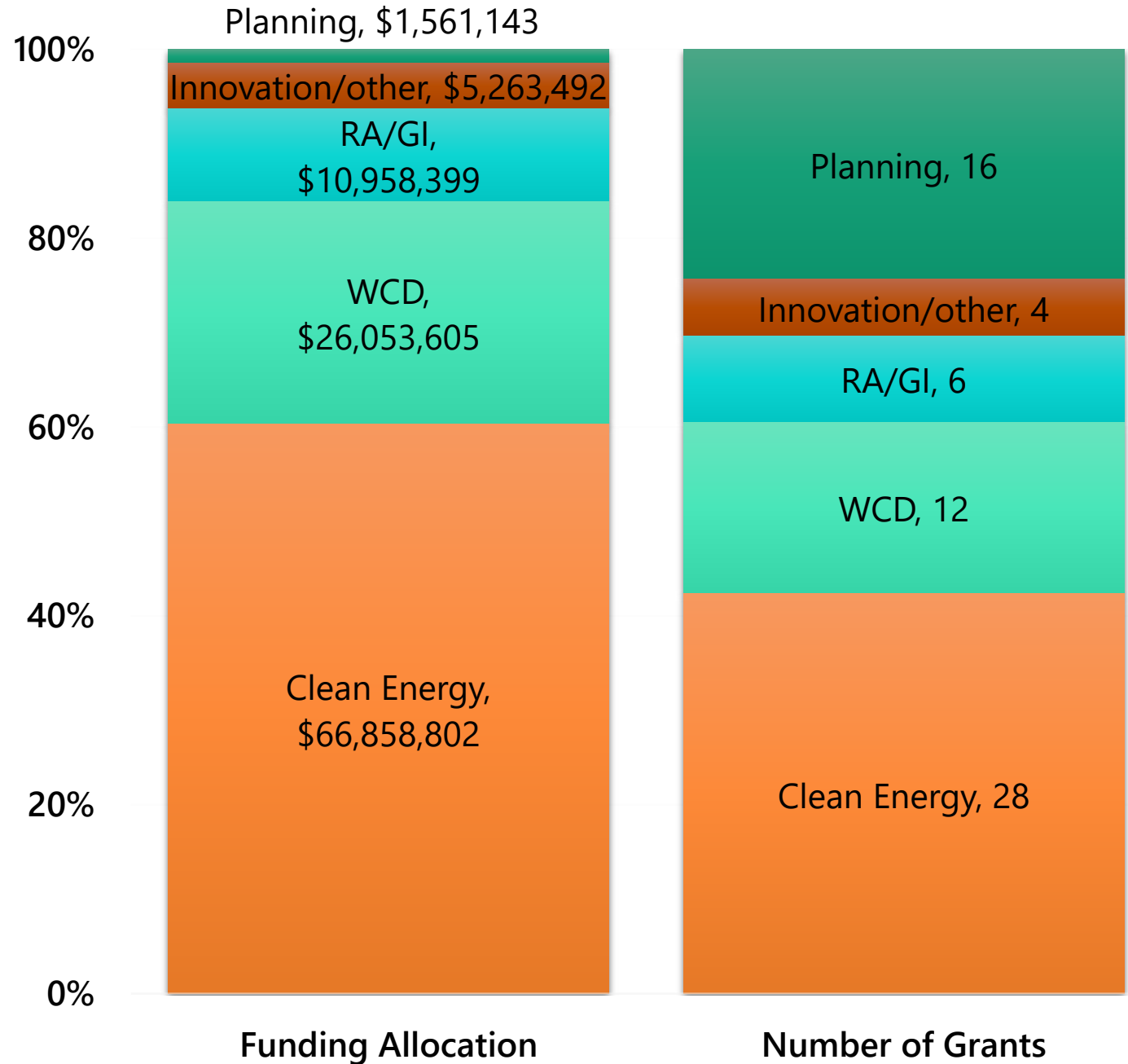
- Staff capacity to manage
- Application score
 - rubric guided by Committee with significant public input
 - applications scored by staff, Committee and community cohort members (planning only)
 - ranked within each funding area plus planning
- Target funding area allocation limits
- Strength and number of applications received within each funding area



Proposed portfolio

- Funding level: \$110,695,441
- 66 projects
 - 64% reflect the priority community they intend to serve
 - Average size grant \$1.7 million
- Estimated lifetime metric tons CO₂e reduction: ~300,000*

*Associated with clean energy and innovation funding area projects

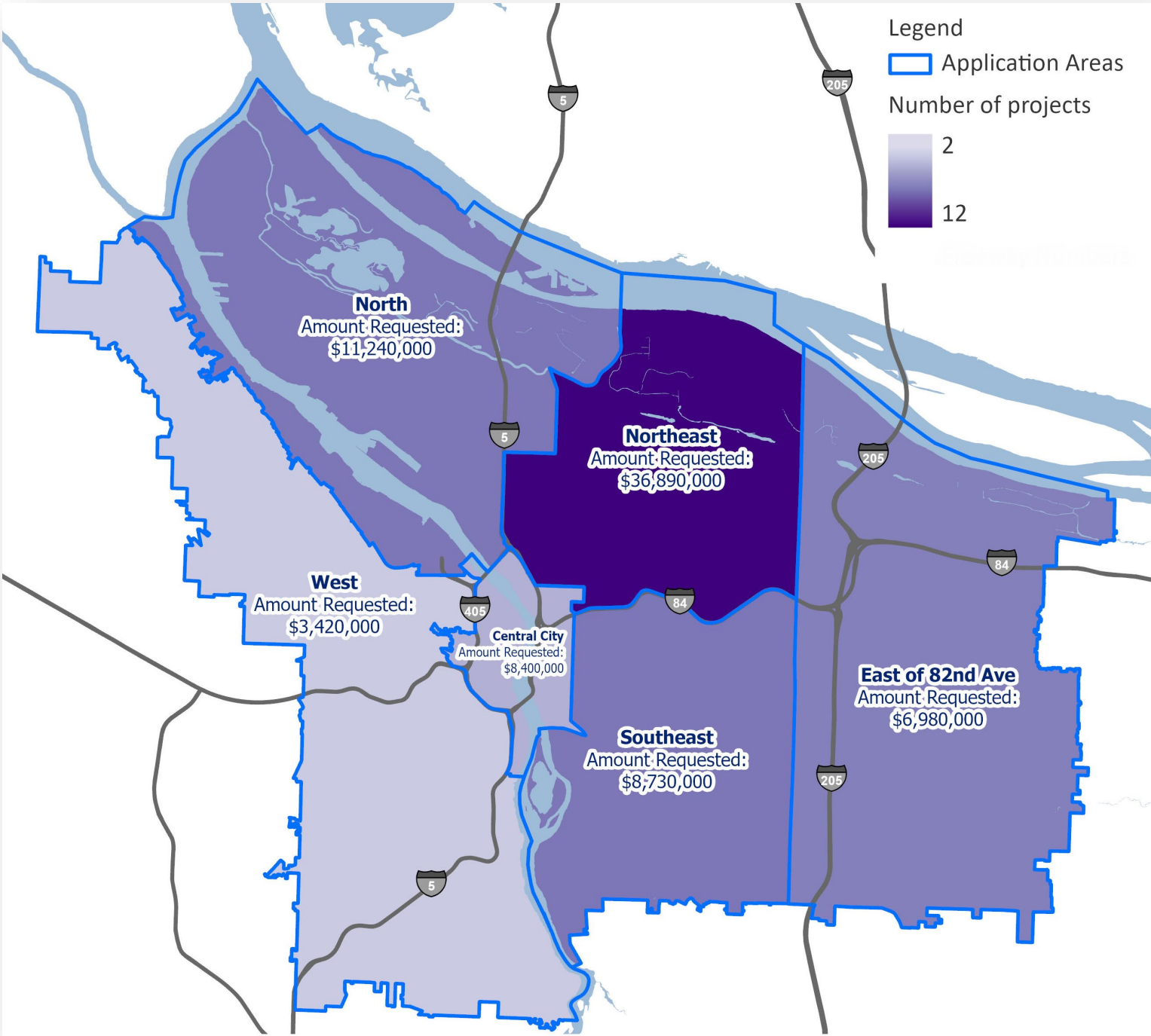


Projects with physical improvements in proposed portfolio

Geographically focused:
\$62.6 million

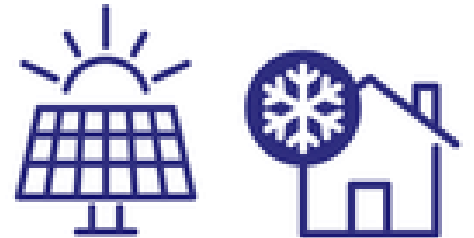
City-wide:
\$13.0 million

To be determined:
\$3.4 million



Clean energy project characteristics

- Funding level \$66,858,802
 - Amount requested \$100M+
 - 67% recommended for funding
- 28 projects
 - 57% reflect the priority community they intend to serve
 - Average size grant \$2.3 million
- Estimated lifetime metric tons CO₂e reduction ~300,000



Workforce development and contractor support project characteristics

- Funding level \$26,053,605
 - Amount requested \$64.8M
 - 40% recommended for funding
- 12 projects
 - 83% reflect the priority community they intend to serve
 - Average size grant \$2.2M
- Majority of projects are workforce focused
 - 8 workforce development projects (~\$20M)
 - 2 contractor support projects (~\$1M)
 - 2 projects that do both WD and CS (~\$5M)




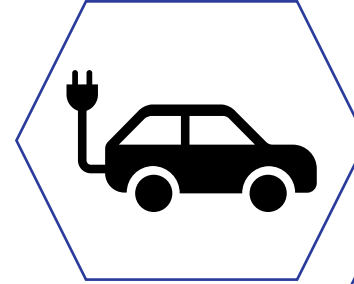
Regenerative agriculture & green infrastructure project characteristics

- Funding level \$10,958,399
 - Amount requested \$16.7M
 - 66% recommended for funding
- 6 projects
 - 83% reflect the priority community they intend to serve
 - Average size grant \$1.8M
- Projects are primarily focused on regenerative agriculture



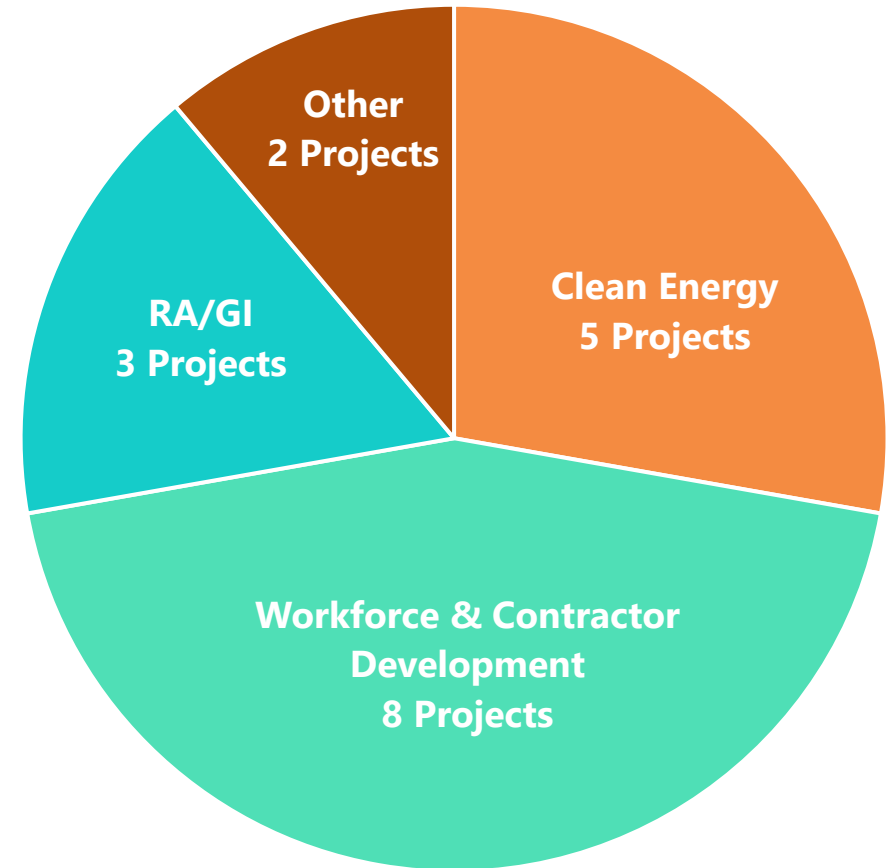
Innovation/other project characteristics

- Funding level \$5,263,492
 - Amount requested \$14M+
 - 37% recommended for funding
- 4 projects
 - 0% got a perfect score for reflecting the priority community they intend to serve; all applicants received some points for this criterion
 - Average size grant \$1.3M
- All projects include transportation focus



Planning project characteristics

- Funding level \$1,561,143
 - Amount requested \$3.3M
 - 48% recommended for funding
- 16 projects
 - 31% reflect the priority community they intend to serve
 - 20% are small or emerging organizations
 - Average size grant \$98k



Break (15 minutes)

Meeting will resume at 7:10 pm

Committee member comments

COMMUNITY IS KEY



— PORTLAND —
**CLEAN ENERGY
COMMUNITY BENEFITS
FUND** —



THE BUREAU OF **PLANNING
& SUSTAINABILITY**

A program by City of Portland,
Bureau of Planning and Sustainability
VISIT portland.gov/bps/cleanenergy

Guiding Principles



Modified consensus decision making process

- **Proposal** – put forth for consideration by Committee member
- **Temperature check** – each Committee member indicates how comfortable they are with making an affirmative decision
- **Discussion** – additional discussion if needed
- **Amendments** – Committee members can offer amendments to the original proposal
- **Decision** – each Committee member can 1) affirm the proposal, 2) stand aside, or 3) indicate that “no” they do not support the proposal. Note that standing aside is counted as a decision to affirm for the purposes of approving a proposal.

The following minimum number of affirmative decisions is required for a decision to represent the position of the PCEF Committee.

- When 6 or 7 Committee members are present : 5 Affirmative decisions
- When 8 or 9 Committee members are present : 6 Affirmative decisions