

Cottage Cluster

5,000 sq ft site
(50x100)

SITE 1

3 cottages

- 2@648 sf footprint
1@864 sf footprint
- 2@1,250 sf floor area
1@1,700 sf floor area
- 1 visitable
- 10' separation

Common Outdoor Area

- 150 sf per cottage
- 450 sf req'd
- 960 sf total
- 15' min width
- 2 units oriented

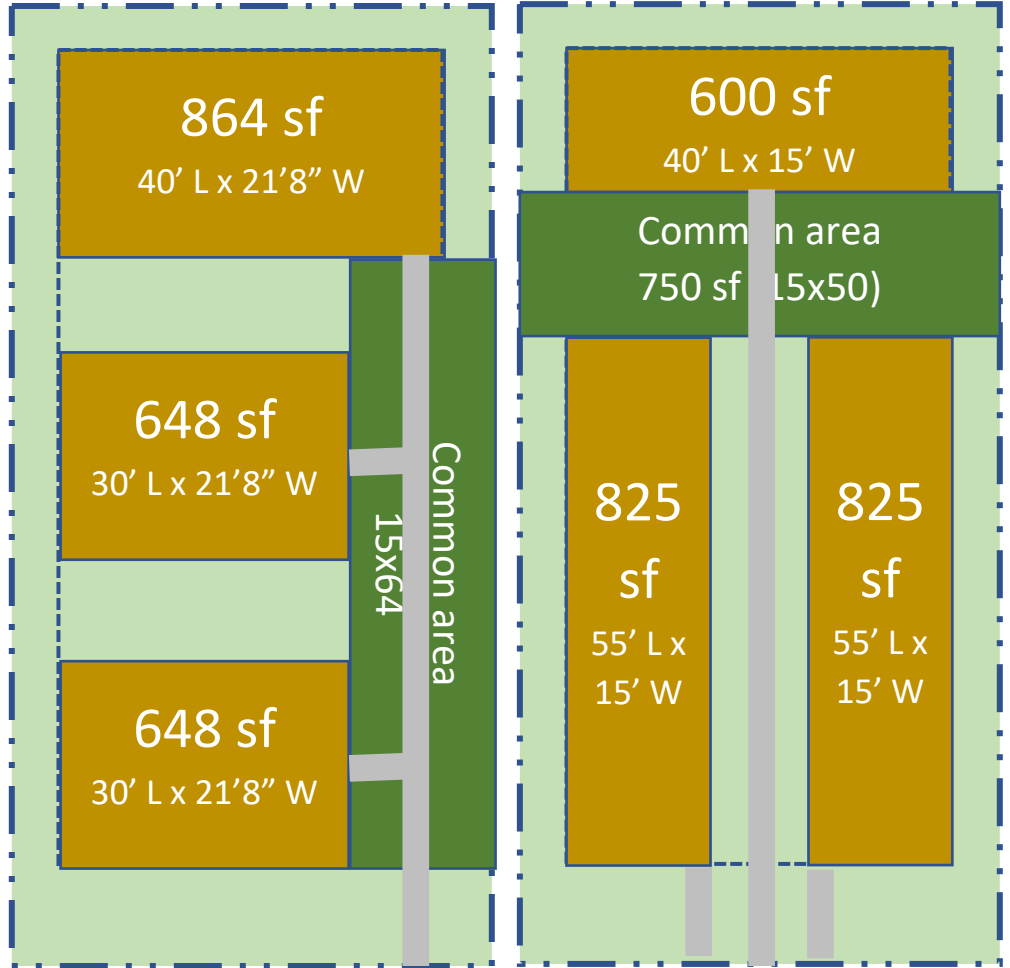
SITE 2

3 cottages

- 2@825 sf footprint
1@600 sf footprint
- 2@1,500 sf floor area
1@1,200 sf floor area
- 1 visitable
- 10' separation

Common Outdoor Area

- 150 sf per cottage
- 450 sf req'd
- 750 sf total
- 15' min width
- 1 unit oriented



Cottage Cluster

5,000 sq ft site (50x100)

SITE 3 (w/existing house)

- +2 cottages
- 2@675 sf footprint house@1,000 sf
- 2@1,350 sf floor area 1@2,000 sf floor area
- 1 visitable
- 10' separation

Common Outdoor Area

- 150 sf per cottage
- 450 sf req'd
- 750 sf total
- 15' min width
- 2 units oriented

SITE 4 (four units)

- 4@525 sf footprint
- 4@1,050 sf floor area
- 1 visitable
- 10' separation

Common Outdoor Area

- 150 sf per cottage
- 600 sf req'd
- 750 sf total
- 15' min width
- 2 units oriented



Cottage Cluster

20,000 sq ft site
(100x200)

SITE 1 (low density)

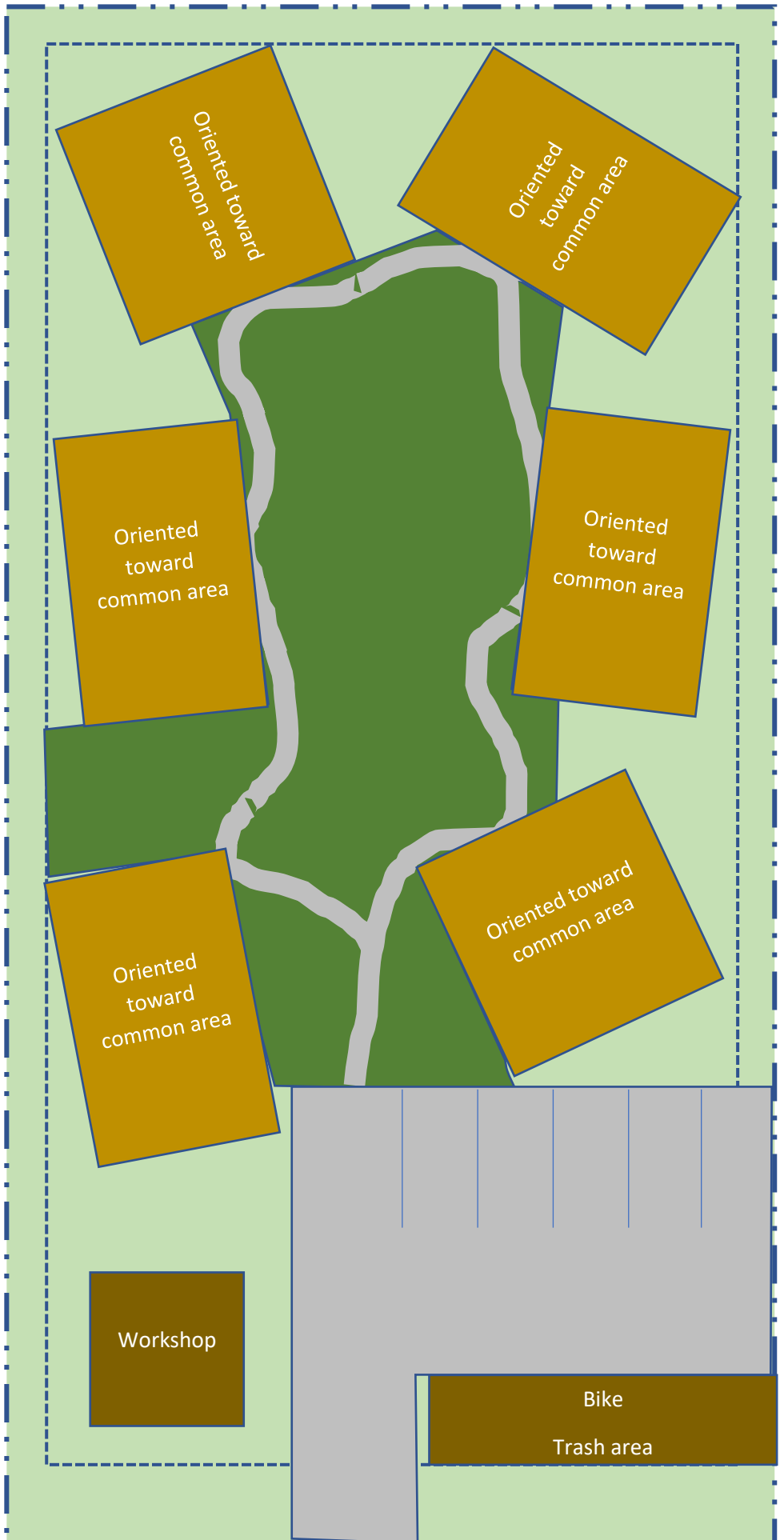
- 6 cottages
- 900 sf footprint (24'x37.5' & 30'x30')
- 1,400 sf floor area
- 2 visitable
- 10' separation

Common Outdoor Area

- 150 sf per cottage
- 900 sf req'd
- 5,000 sf total
- 15' min width
- 100% of units oriented

Bike/Recycling area

- up to 400 sf
- may be in side and rear setbacks



Cottage Cluster

20,000 sq ft site
(100x200)

SITE 2 (medium low density)

9 cottages

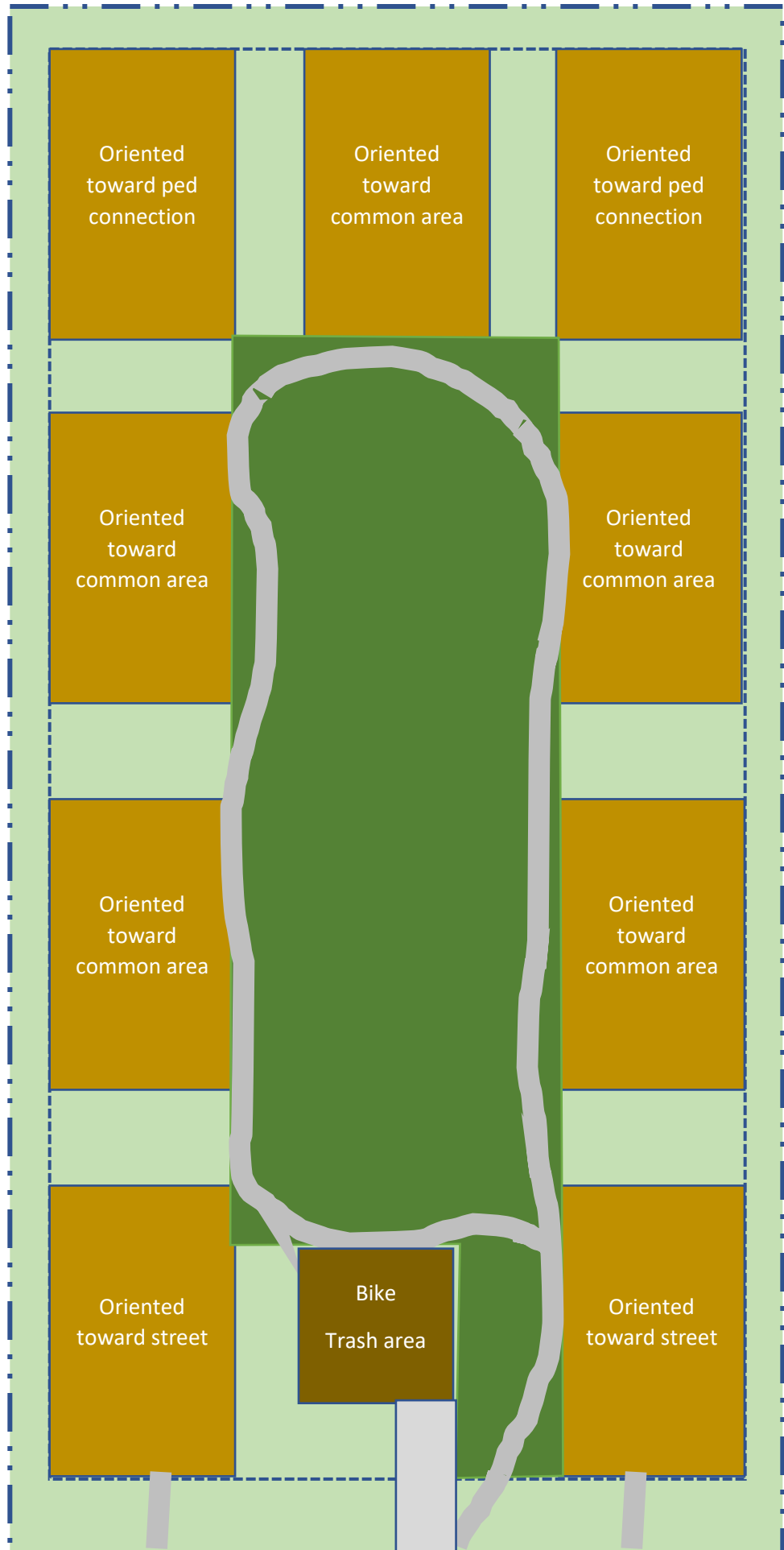
- 900 sf footprint (24'x37.5')
- 1,400 sf floor area
- 3 visitable
- 10' separation

Common Outdoor Area

- 150 sf per cottage
- 1,350 sf req'd
- 5,300 sf total
- 15' min width
- 50% of units oriented

Bike/Recycling area

- up to 400 sf
- may be in side and rear setbacks



Cottage Cluster

20,000 sq ft site
(100x200)

SITE 3 (medium density)

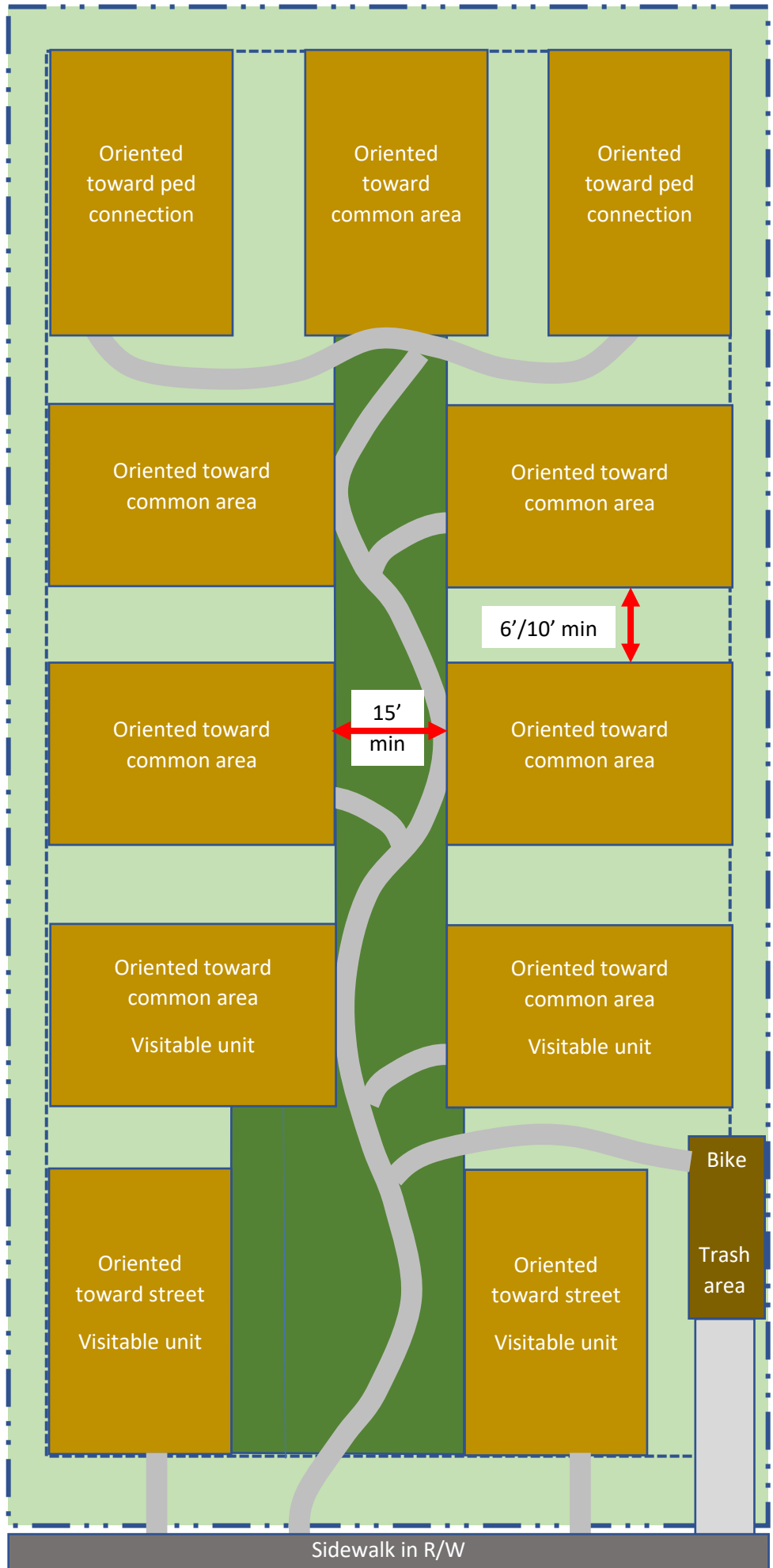
- 11 cottages
- 900 sf footprint (24'x37.5')
- 1,400 sf floor area
- 4 visitable
- 10' separation

Common Outdoor Area

- 150 sf per cottage
- 1,650 sf req'd
- 2,800 sf total
- 15' min width

Bike/Recycling area

- up to 400 sf
- may be in side and rear setbacks



Cottage Cluster

20,000 sq ft site
(100x200)

SITE 4 (high density)

16 cottages

- 540 sf footprint
(15'x36')
- 1,000 sf floor area
- 6 visitable
- 10' separation

Common Outdoor Area

- 150 sf per cottage
- 2,400 sf req'd
- 2,700 sf total
- 15' min width

