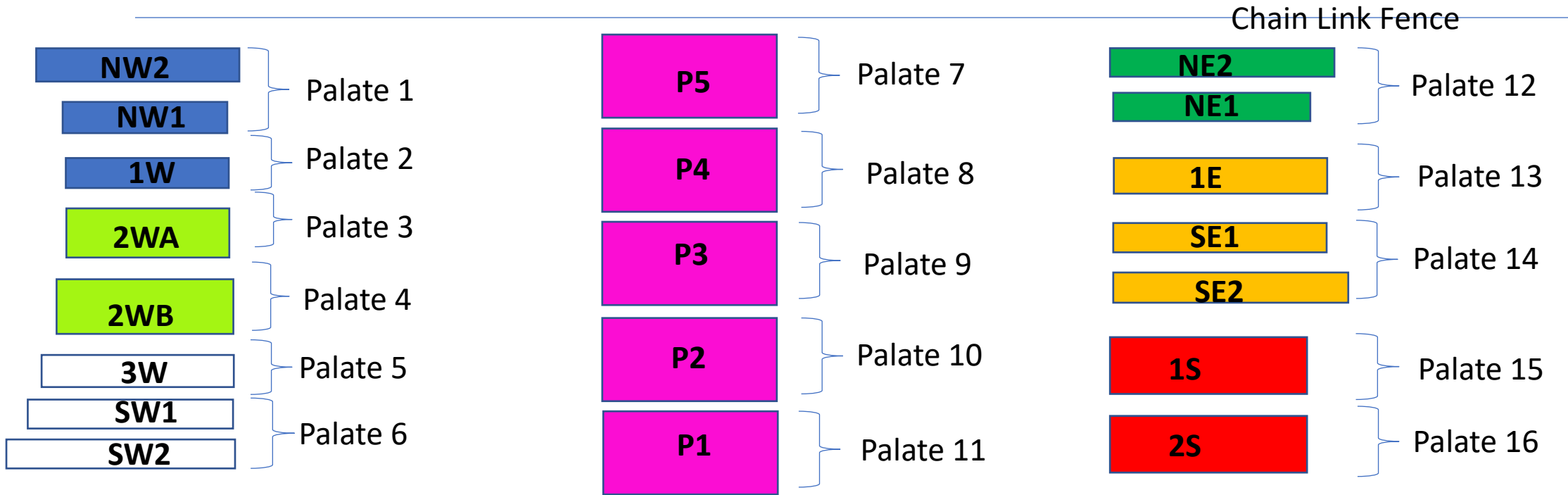
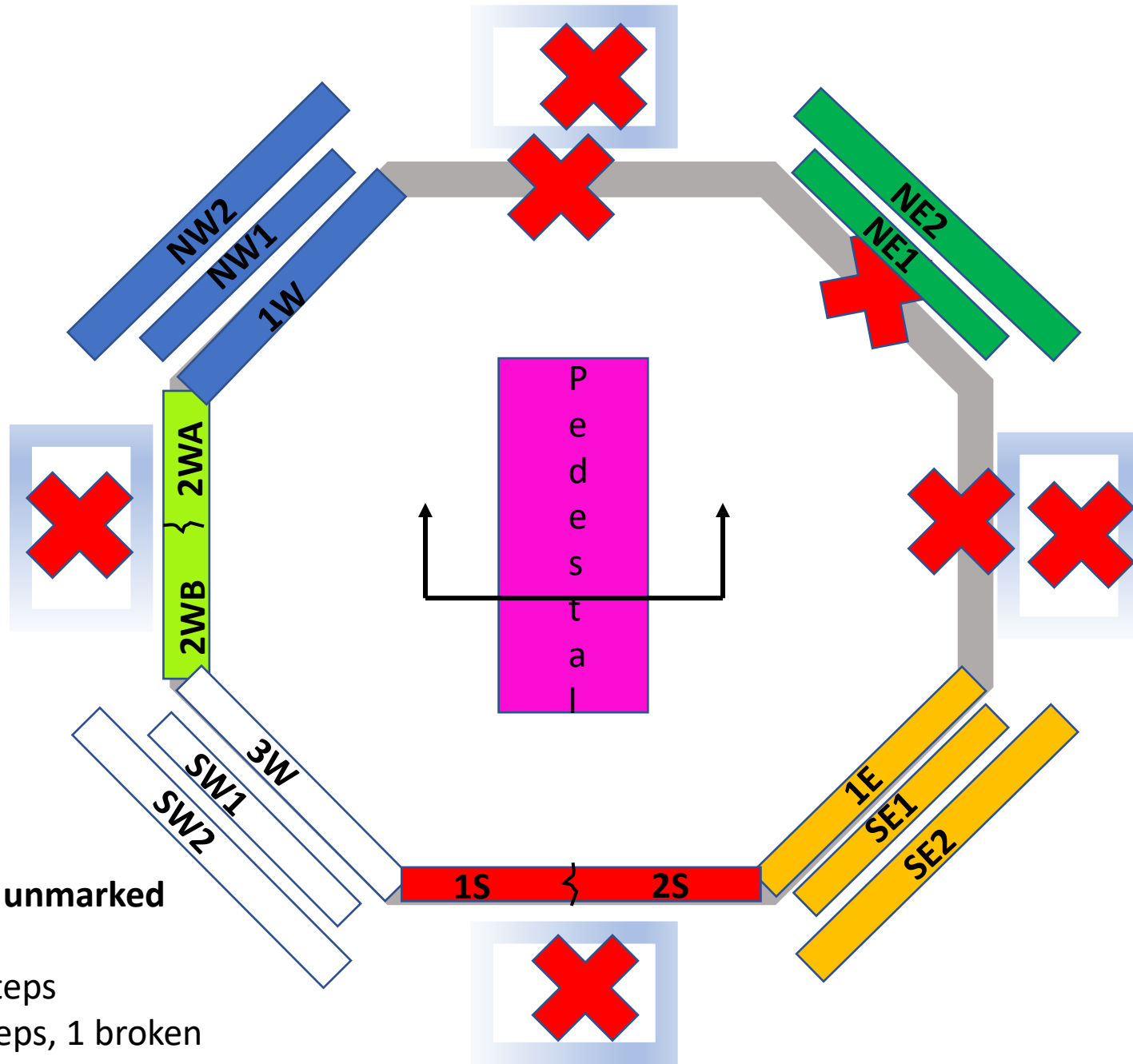


ELK FOUNTAIN SALVAGED
GRANITE STORAGE PLAN



SW 4th



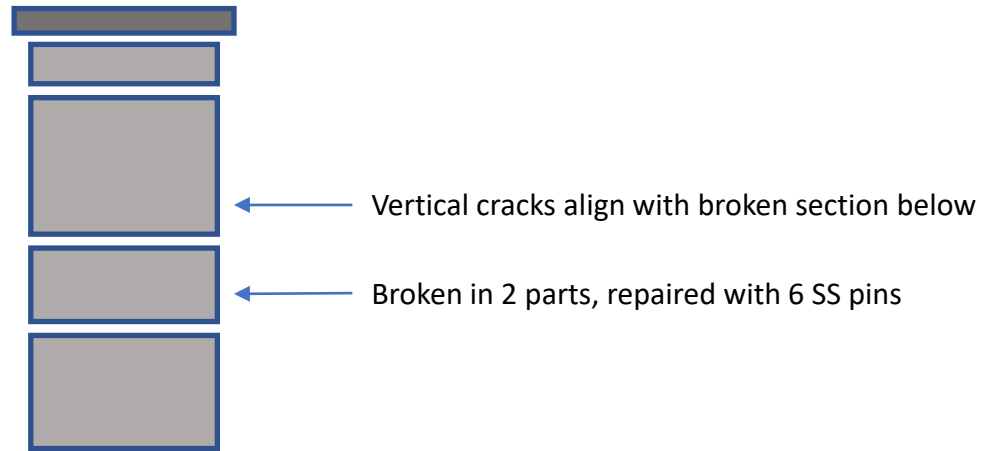
SW 3rd

Additional salvaged, unmarked stones-

8-small upper filler steps

8-large lower filler steps, 1 broken

Not To Scale





Pedestal in 5 sections

Elk Fountain Condition Update- September 10, 2020


- Elk bronze removed July 2nd by RACC and stored in their warehouse
- Granite fountain salvaged July 17th and 24th by Pioneer Waterproofing
- Graffiti removed from granite and pedestal section pinned by Pioneer in August
- Elk bronze transferred from RACC to PWB in August and stored with salvaged granite, RACC conservator will remove graffiti and inspect for damage
- Remaining fountain elements size, condition and location documented for reference during future re-installation


Elk Fountain granite basin component inventory and condition




August 26, 2020





ID	Description	Dimensions	Condition	Image
P1	Pedestal base-bottom section	6'6" W x 16" H	Moderate – some chipping and a vertical crack on west side.	
P2	Pedestal base-second section	3'3" W x 31" D x 14" H north piece 4'7" W x 31" D x 14" H south piece	Poor condition – broken in 2 pieces, and beveling is chipped.	

P3	Pedestal base-third section	6'6" W x 27"H		

P4	Pedestal base-fourth section	5'W x 3' D x 9" H	Moderate – chips	
----	------------------------------	-------------------	------------------	---

P5	Pedestal cap	6'2" W x 3'8" D x 5" H		 A photograph showing several large, rectangular concrete pedestal caps. One cap is lying flat on the asphalt ground in the foreground, with a small white label on its top surface. In the background, a blue truck is parked on a paved area, and other construction materials are visible on pallets.
----	--------------	------------------------	--	---



1W	West basin wall-north side	5'6" W x 17" H x 30" D		
2WA	West basin wall- north half of broken granite wall	Overall: 3'11" W x 30" D x 25" H	Chips on top and at side on the scroll where it had attached.	



				
2WB	West basin wall-west side, south half of broken granite wall	Not recorded	 	




3W







West basin wall-south
side



<p>1S</p>	<p>South basin wall-west half of broken granite wall</p>	<p>32" x 18" x 53"</p>		
<p>2S</p>	<p>South basin wall-east half of broken granite wall</p>	<p>3'9" W x 33" D x 18" H</p>		

1E	East basin wall-south side	5'W x 16" H x 3'2" D		
2E	East basin wall-center section		Destroyed in 2020 George Floyd protest fires	
3E	East basin wall-north side		Destroyed in 2020 George Floyd protest fires	
1N	North basin wall section		Destroyed in 2020 George Floyd protest fires	
NW1	Top step-adjacent to 1W	Not identified at storage area		
NW2	2 nd step-below NW1	Not identified at storage area		

SE1	Top step-adjacent to 1E, broken in 2 pieces			
SE2	2 nd step-below SE1			
SE3	Filler step-north of SE1			
SE4	Filler step-west of SE1	Not identified at storage area		

NE3	Filler step-west of NE1	Not identified at storage area		
NE4	Filler step-south of NE1	Not identified at storage area		
NE2	Long bottom step, NE side of fountain			
	Unmarked long step 1	6'6" x 21" x 6"		
	Unmarked long step 2	6'10" W x 18"D x 8" H	 	



Larger filler steps-
location not identified

Unmarked, quantity =5



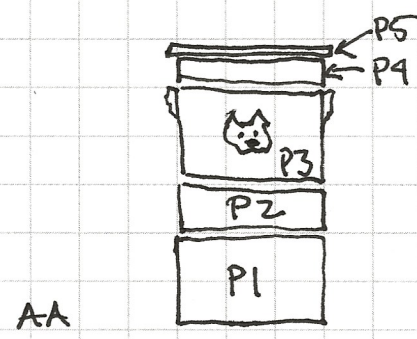
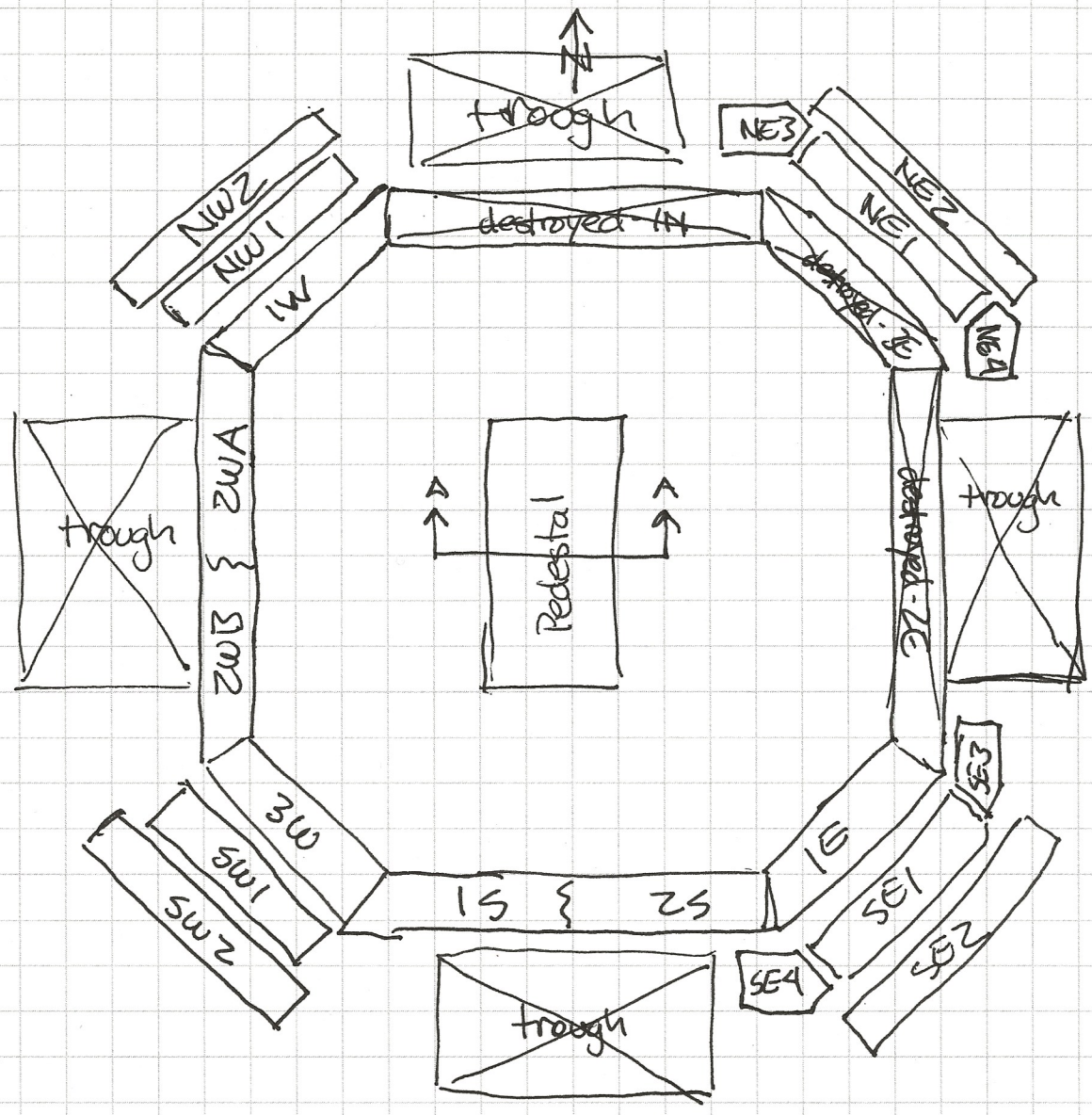
Many breaks, varying conditions
between moderate and poor.



	<p>Smaller filler steps, location not identified</p>	<p>Unmarked, quantity=8</p>		
--	--	-----------------------------	--	---

SW 4th

SW 3rd



AA
Section

N.T.S.