










Portland's Housing Bond  
Project Progress Dashboard - July 15, 2021




Phases:

 = Predevelopment

 In Construction

 Open

Project Name	Project Developer/ Owner	PSH Services Provider(s)	Location	Develop ment Phase	Financial Closing Date (est.)	Lease-Up Date (est.)	Affordable Units only						People Housed	Population(s); Service Focus	Total Project Cost	Funding Award (+other PHB Funds) w/ PDF	Bond Funds per unit	Notes (updates/changes from last Qtr)
							TOTAL#	Unit Mix	Family-Size	#30%	#PSH	PBS8						
Crescent Court (115/Division)	Related NW and Central City Concern	Central City Concern	East		Oct-20	Apr-22	138	28 (S) 40 (1BR) 47 (2BR) 23 (3BR)	70	46	7	0	344	Families	\$43,102,789	\$16,754,923	\$121,412	New unit mix decreasing 1 bdrms and adding studio and 2 bdrm units
Emmons Place	Northwest Housing Alternatives	NWPP & NAYA	Central City		Jun-21	Q2 2023	144	144 Studio/SRO	0	78	48	48	144	Individuals; chronically homeless; seniors with disabilities	\$49,711,803	\$19,786,343	\$137,405	
Joyce Hotel	Community Partners for Affordable Housing	Cascadia, NARA, CAP	Central City		Dec-21	Q1 2023	66	66 SRO	0	66	66	66	66	Individuals, chronically homeless	\$22,155,208	\$2,412,612 (\$3,450,000)	\$36,555	
Anna Mann House	Innovative Housing, Inc	IRCO, Luke-Dorf	Northeast		Nov-21	Q1 2023	128	66 (1BR) 48 (2BR) 13 (3BR) 1 (4BR)	62	42	12	12	315	Individuals; families; immigrants, refugees	\$37,701,228	\$16,980,195	\$132,658	
Westwind Apts	Central City Concern	CCC, NARA	Central City		Apr-21	Q1 2023	100	100 Studio/SRO	0	92	70	70	100	Individuals, chronically homeless	\$33,817,463	\$12,662,077 (\$4,375,000)	\$126,621	
Hayu Tilixam (NE Prescott)	CDP/NAYA	NARA	Northeast		Apr-21	Q2 2022	50	8 (S) 22 (1BR) 11 (2BR) 9 (3BR)	20	17	9	8	119	Families; communities of color	\$19,043,205	\$7,975,000	\$159,500	
Cathedral Village	Related NW and Catholic Charities	Catholic Charities	North		Jan-21	Aug-22	110	17 (S) 37 (1BR) 45 (2BR) 11 (3BR)	56	37	8	0	263	Families	\$38,104,025	\$15,969,750	\$145,180	Total funding reduced from \$16.3 million due to 4% LIHTC pricing.
Las Adelitas	Hacienda CDC	Cascadia	Northeast		Mar-21	Oct-22	141	15 (S) 29 (1BR) 71 (2BR) 26 (3BR)	97	55	18	8	402	Individuals; families; communities of color	\$56,624,146	\$15,020,934	\$106,531	
Stark Street Housing	Human Solutions	Lifeworks NW, IRCO	East		Jun-21	Q1 2023	93	47 (1BR) 33 (2BR) 13 (3BR)	46	31	16	16	235	Individuals; families experiencing housing instability and displacement	\$30,908,144	\$14,926,500	\$160,500	

Project Name	Project Developer/ Owner	PSH Services Provider(s)	Location	Status	Financial Closing Date (est.)	Lease-Up Date (est.)	Units						People Housed	Population(s); Service Focus	Total Project Cost	PHB Funding Award (+other PHB Funds) w/ PDF	Bond Funds per unit	Notes (updates/changes from last Qtr)
							TOTAL#	Unit Mix	Family-Size	#30%	#PSH	PBS8						
3000-3032 SE Powell	Home Forward	TBD	Southeast		Q3 2021	Q2 2023	206	123 (S) 18 (1BR) 59 (2BR) 6 (3BR)	65	68	30	50	357	families experiencing homelessness, including immigrant and refugees, communities of color	\$68,162,704	\$33,063,000	\$160,500	
East Burnside	PHB	Human Solutions, JOIN	East		May-18	18-Dec	51	7 (S) 20 (1BR) 24 (2BR)	24	16	9	16	94	Families experiencing homelessness	\$14,300,000	\$14,300,000	\$280,392	
Ellington	PHB	Home Forward; JOIN	Northeast		n/a	n/a	263	2 (S) 10 (1BR) 211 (2BR) 40 (3BR)	251	80	20	52	632	Families experiencing homelessness	\$47,000,000	\$37,000,000	\$140,684	
TOTALS (for all projects)							1,490	691	628	313	346	3,070			\$214,676,334	\$144,078	Average Bond Funds per unit - all projects	