

# COVID Rent Assistance

*Review of 2020 and planning for 2021*

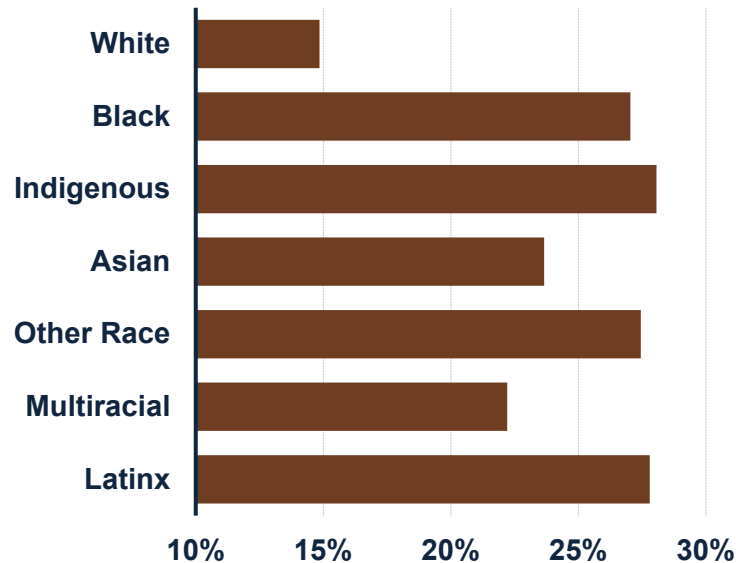


**Portland  
Housing Bureau**

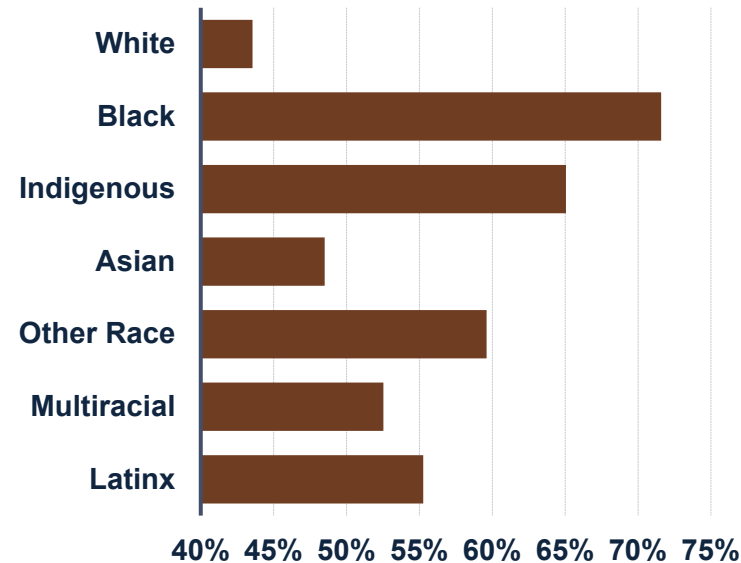
# Leading with Racial Equity

Which communities have the largest share of people:

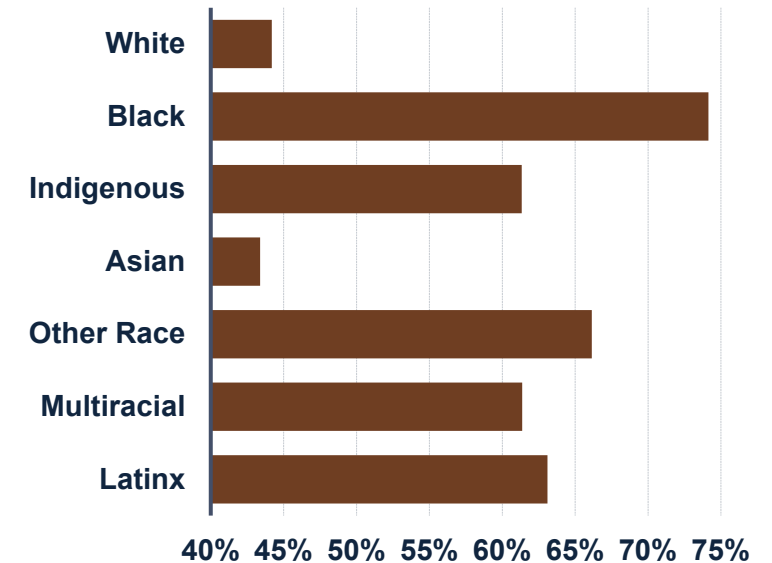
Working in Service Occupations



Earning Below \$60,000



Renting



# Leveraging Existing Systems & Adding Capacity

## Short Term Rent Assistance Network



## Worksystems Inc. Network



## Expanded Partner Network



## Multnomah County Programs



Intellectual & Developmental  
Disabilities  
Maternal, Child & Family  
Health Services



*Low barrier single application translated into Spanish, Simplified Chinese, Russian, Vietnamese, Somali, & Swahili.*

# Program Framework

## Shared *City-County-Community* Program

### **Jurisdictions jointly established framework:**

- Multnomah County resident
- 80% Area Median Income \* (*Preference for 50% AMI*)
- Single application for all funding sources

### **Maximize flexibility for community partners:**

- Rent arrears, current/future rent, utilities, etc.
- Decentralized intake and prioritization process
- Flexible assistance amounts

# Jurisdictional Coordination

---

Leveraging resources and infrastructure

## 2020 CARES Program

City CARES	\$15 million
Housing Bureau HOME Funds	\$4.5 million
County CARES	\$11.6 million
<b>Total Rent Assistance</b>	<b>\$31.1 million</b>



Human Services



**Portland  
Housing Bureau**





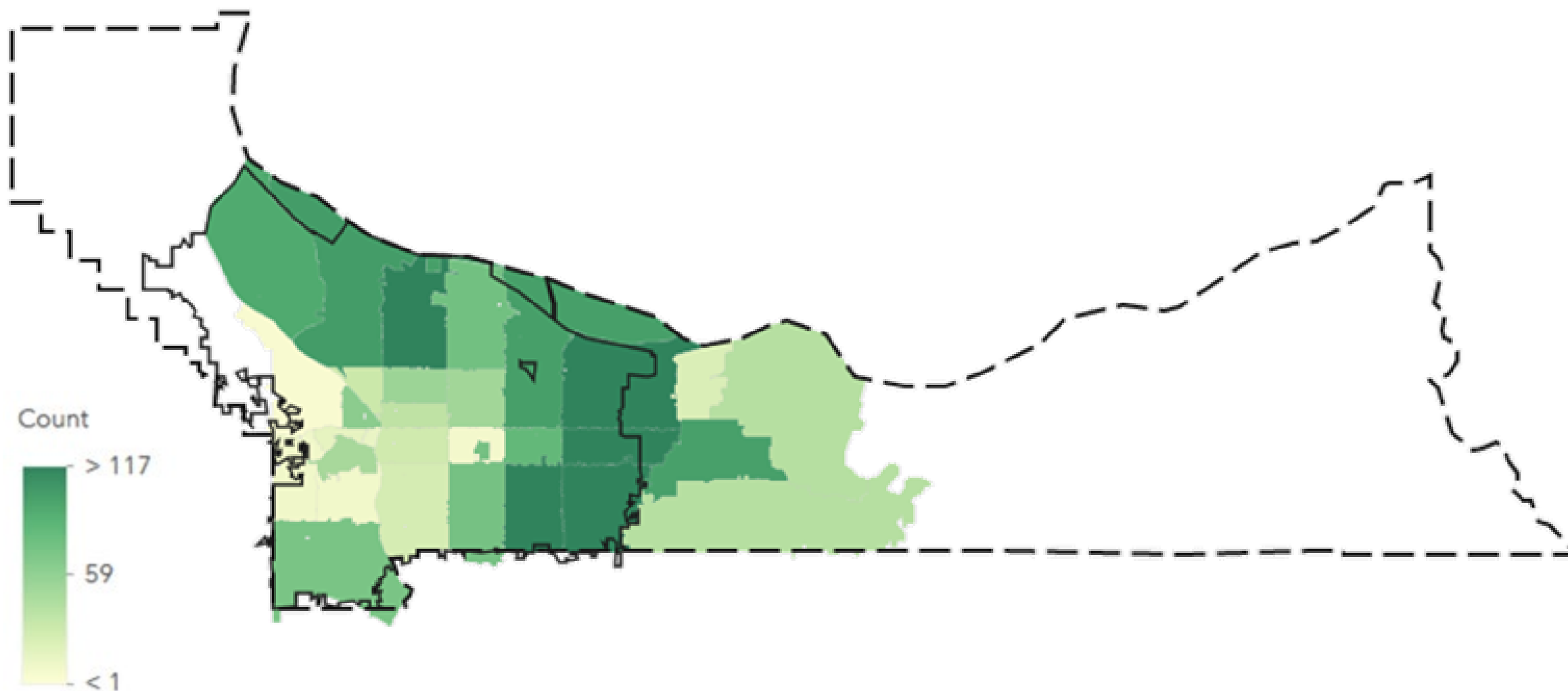
# Initial Impact Data

*(City CARES and City HOME funding – initial data)*

190356

# Households Served by Zip Code

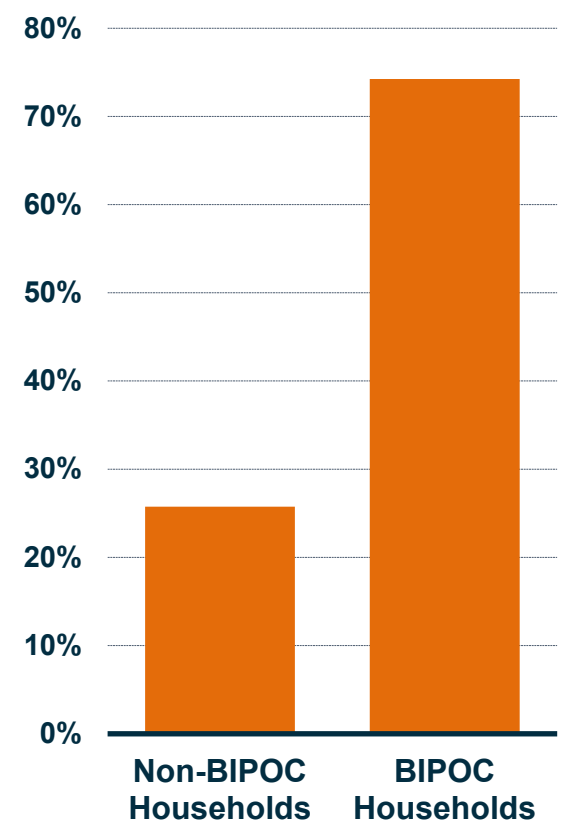
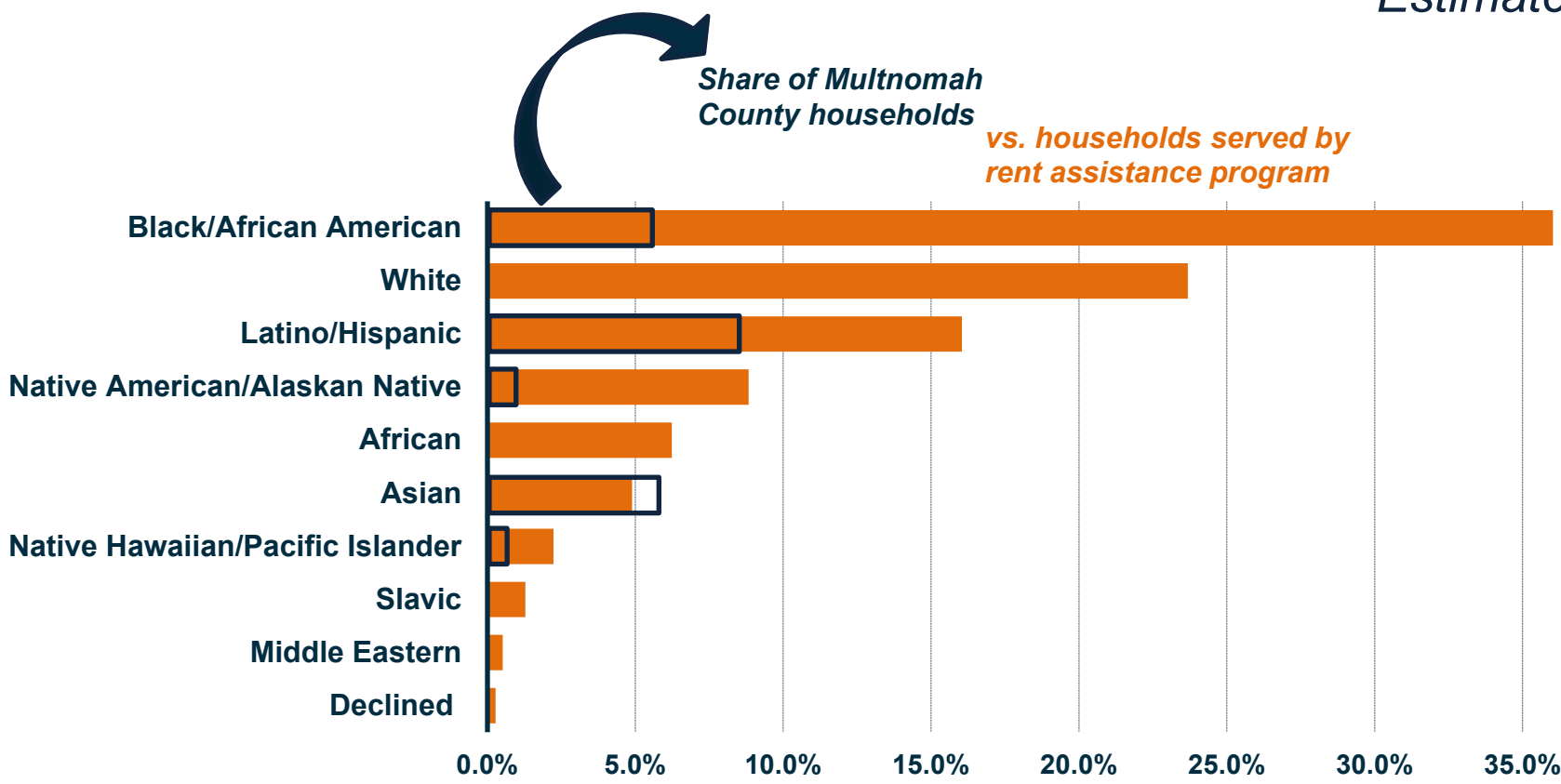
City CARES Funding



# Household Demographics

City CARES Funding

*Estimated 3,200 households*  
*Estimated \$4,100 average assistance*







## 2020 Jurisdictional Collaboration

- ❖ **84%** BIPOC Households
- ❖ **5,820** Households Assisted
- ❖ **16,143** People Supported



# Moving Forward in 2021

# 2021

## Oregon Housing and Community Services

Landlord Compensation Fund

\$35 M

ERAP Funds to Multnomah County

\$44 M

## Multnomah County Jurisdictional Partners – Phase I - March

Housing Bureau East Portland Funds

\$0.5 M

Housing Bureau Rental Services Funds

\$0.5 M

County STARR Funds

\$ 8M

Housing Bureau CDBG

\$ 4.7M

## Multnomah County Jurisdictional Partners – Phase II – April

City ERAP Funds

\$19.6M

County ERAP Funds

\$ 4.8M

## Multnomah County Jurisdictional Partners – Phase III – TBD

City ERAP Funds – ARPA

\$19.6M estimated

**Total 2021 Rent Assistance**

**\$137M**

190356




Human Services



**Portland  
Housing Bureau**

# Lessons Learned from 2020

---



## Successes to continue

- Centering equity and renters
- Community-based program
- Single application across funds
- Program flexibility for partners
- Low-barrier program rules
- Jurisdictional coordination
- Back-end support from agencies

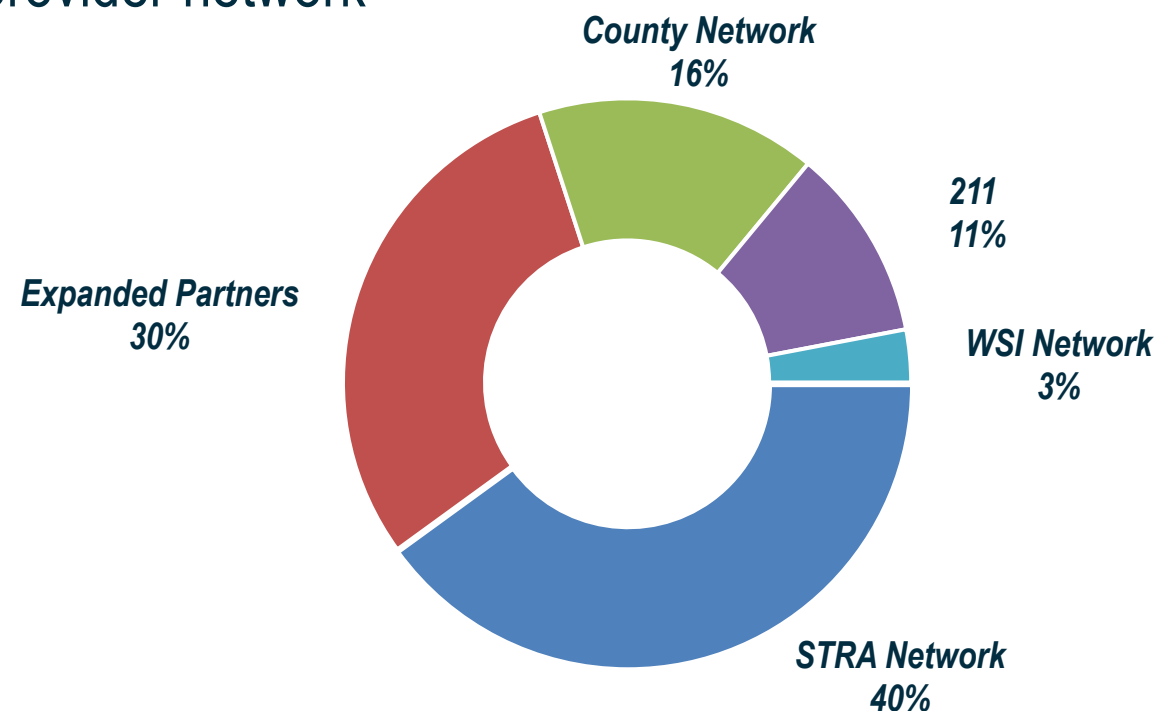


## Challenges to address

- Short time frame to implement
- Administrative requirements
- ✓ Not enough capacity funding
- ✓ Changing program guidelines
- Transactional interactions
- ✓ Public access point
- ✓ Improved payment system
- ✓ Landlord access point

# 2021 Framework: Joint Recommendation Phase I & II

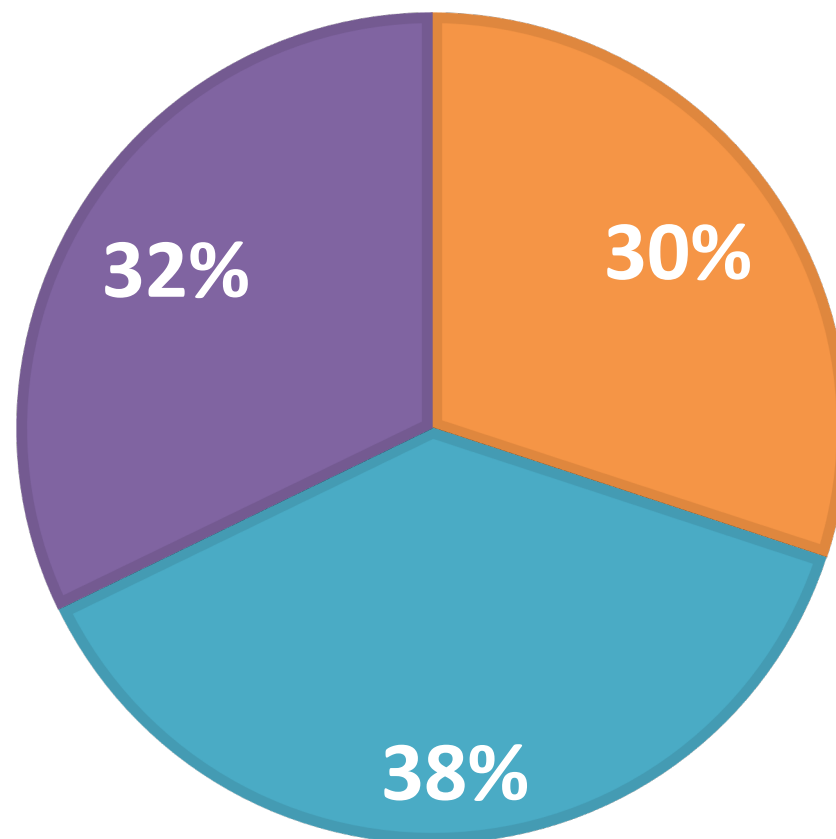
- \$15.7 million      Short-Term Rent Assistance (STRA) network
- \$11.8 million      Expanded Partners network
- \$6.3 million      County Human Services and Public Health providers
- \$4.3 million      211 for open application
- \$1.2 million      Work Systems, Inc. provider network





# State & Local Phase I & II Rent Assistance Access Points

■ Landlord ■ Public Access ■ Community Based



## **Renter and Market Impact**

12% to 15% non-payment

\$20 to \$25 million per month

15,000 to 19,000 renters

**12 months of Rent Arrears:**

**\$240-300 million**

**Rent Assistance to Date:**

**\$168+ million**