




Project Name	Project Developer/ Owner	PSH Services Provider(s)	Location	Development Phase	Status	Financial Closing Date (est.)	Lease-Up Date (est.)	Units					People Housed	Population(s); Service Focus	Funding Award (+other PHB Funds) w/ PDF	Notes (for yellow and red status)	
								TOTAL#	Unit Mix	Family-Size	#30%	#PSH					PBS8
3000-3032 SE Powell	Home Forward	TBD	Southeast	Pre-Development		Q3 2021	Q2 2023	206	123 (S) 18 (1BR) 59 (2BR) 6 (3BR)	65	68	30	50	357	families experiencing homelessness, including immigrant and refugees, communities of color	\$33,063,000	
East Burnside	PHB	Human Solutions, JOIN	East	Operations		May-18	18-Dec	51	7 (S) 20 (1BR) 24 (2BR)	24	16	9	16	94	Families experiencing homelessness	\$14,300,000	
Ellington	PHB	Home Forward; JOIN	Northeast	Operations		n/a	n/a	263	2 (S) 10 (1BR) 211 (2BR) 40 (3BR)	251	80	20	52	632	Families experiencing homelessness	\$37,000,000	

TOTALS (for all projects)

1,490

691

628

313

346

3,070

\$214,676,334

(incl \$7,825,000 in other funds)