

MULTNOMAH COUNTY

TIM SCOTT
DIRECTOR OF ELECTIONS



ELECTIONS DIVISION

1040 SE MORRISON ST
PORTLAND, OR 97214
(503) 988-3720
WWW.MCELECTIONS.ORG

MEMORANDUM

Date: November 26, 2012
To: Deborah Scroggin, City of Portland
From: Eric Sample, Multnomah County Elections Division
Subject: Abstract of Votes – November 6, 2012 General Election

Please find attached the abstract of votes for the November 6, 2012 General Election.
Original documents are in the mail.

If you have any questions, please contact me directly at 503-988-6850.

Mayor CITY OF PORTLAND

Vote For 1

01 = Jefferson Smith

02 = Charlie Hales

VOTES PERCENT

VOTES PERCENT

83,448 31.34

162,878 61.17

03 = WRITE-IN

19,966 7.50

01 02 03

2701	80	389	41
3101	278	616	68
3301	725	2398	201
3302	909	2586	218
3303	567	1997	225
3501	183	445	77
3502	938	2498	348
3601	204	931	125
3602	863	1967	174
3603	617	1156	91
3604	1059	2537	320
3605	403	1410	124
3606	891	2541	330
3607	445	1399	151
3608	719	1975	184
3609	52	196	18
3610	730	2242	239
3611	916	2508	316
3612	1291	2408	243
3801	743	2218	320
3802	698	1778	233
3803	1005	2020	243
3804	558	1423	199
3805	504	1039	156
3808	97	132	4
4101	839	1961	269
4102	1001	1987	290
4103	601	2272	273
4104	863	2379	313
4201	1041	1937	246
4203	983	1803	221
4204	1113	2358	300
4205	1112	2378	317
4206	1106	2314	302
4207	1057	2177	287
4208	956	1981	308
4209	1191	2067	253
4210	1214	1986	259
4211	1165	2292	253
4301	1201	2158	259
4302	1282	2000	282
4303	1205	1985	233
4304	1368	1993	243
4305	1123	2197	291
4306	1023	2282	246
4307	1293	2046	257
4308	957	2377	342
4310	1096	2151	272
4311	747	1807	198
4401	1034	1631	163
4402	1116	2022	244
4403	892	1842	230
4404	1185	1794	238
4405	1166	2083	243
4406	1014	2120	273

Mayor CITY OF PORTLAND

Vote For 1

01 = Jefferson Smith

02 = Charlie Hales

VOTES PERCENT

VOTES PERCENT

83,448 31.34
162,878 61.17

03 = WRITE-IN

19,966 7.50

(CONTINUED FROM PREVIOUS PAGE)

	01	02	03
4407	704	1695	207
4408	1244	2042	228
4409	499	764	83
4501	1011	2450	373
4502	978	2076	248
4503	934	2118	284
4504	833	2636	376
4505	723	1362	216
4506	830	1319	163
4507	992	2197	286
4508	1091	1685	207
4509	713	973	95
4510	636	933	118
4511	653	922	103
4601	1037	2300	309
4602	755	2087	248
4603	1042	2318	470
4604	1109	1540	203
4605	1190	2023	324
4606	1156	1936	232
4607	946	1312	137
4608	643	889	91
4609	1214	2027	277
4701	749	1069	122
4702	199	276	20
4703	726	855	102
4704	963	1477	175
4705	1276	1593	169
4706	864	1152	109
4707	531	556	60
4708	1039	1296	131
4709	558	663	77
4710	1246	1390	141
4801	333	565	74
4802	1035	1474	145
4803	611	803	110
4804	394	529	52
4805	232	302	26
4806	372	636	73
4807	668	957	79
4902	7	13	0
5009	250	286	22
5101	224	280	26
5102	1210	1623	159
5103	609	839	95
5104	940	1317	153
5106	60	134	15

Certificate

I certify that the votes recorded on this abstract correctly summarize the tally of votes cast at the election indicated.



Tim Scott, Director of Elections
Multnomah County, Oregon

Commissioner, Pos. 1 CITY OF PORTLAND

Vote For 1

01 = Mary Nolan

02 = Amanda Fritz

93,994 39.77

139,997 59.23

03 = WRITE-IN

VOTES PERCENT

2,366 1.00

01 02 03

2701	182	265	4
3101	340	522	6
3301	1136	1784	20
3302	1427	1738	23
3303	1041	1288	21
3501	273	363	8
3502	1358	2025	45
3601	484	622	8
3602	1038	1539	26
3603	702	929	30
3604	1428	2022	23
3605	773	956	13
3606	1377	2008	35
3607	719	1046	19
3608	1130	1400	15
3609	110	123	1
3610	1233	1594	21
3611	1365	2039	21
3612	1593	1915	36
3801	1093	1816	32
3802	923	1526	18
3803	1223	1682	28
3804	721	1229	17
3805	546	1010	13
3808	102	97	4
4101	1044	1591	21
4102	1117	1676	32
4103	1131	1624	23
4104	1140	2012	18
4201	932	1890	25
4203	860	1820	20
4204	1190	2195	25
4205	1145	2195	14
4206	1156	2150	25
4207	1061	2075	15
4208	930	1937	25
4209	1194	1897	27
4210	1135	1892	36
4211	1224	1946	32
4301	1199	1995	29
4302	1108	2088	37
4303	1022	2006	27
4304	1094	2085	29
4305	1254	1958	30
4306	1084	2084	29
4307	1174	2022	29
4308	1247	2061	19
4310	1064	2094	16
4311	867	1592	15
4401	1015	1517	21
4402	1170	1864	32
4403	950	1739	16
4404	1171	1751	19
4405	1204	1920	32
4406	1232	1784	25

RUN DATE:11/26/12 01:07 PM

Commissioner, Pos. 1 CITY OF PORTLAND

Vote For 1

01 = Mary Nolan

02 = Amanda Fritz

VOTES PERCENT

93,994 39.77

139,997 59.23

03 = WRITE-IN

VOTES PERCENT

2,366 1.00

(CONTINUED FROM PREVIOUS PAGE)

	01	02	03
4407	827	1479	14
4408	1223	1822	43
4409	524	631	17
4501	1264	2112	27
4502	1129	1762	19
4503	1045	1917	12
4504	1357	2085	24
4505	826	1204	23
4506	897	1089	36
4507	1156	1893	28
4508	1053	1534	37
4509	732	779	17
4510	674	770	13
4511	660	742	31
4601	1228	1922	26
4602	1116	1634	27
4603	1169	2303	23
4604	1017	1402	36
4605	1218	1938	27
4606	1212	1669	44
4607	962	1091	23
4608	651	761	29
4609	1231	1883	48
4701	860	840	12
4702	195	228	9
4703	660	753	22
4704	1174	1113	32
4705	1177	1437	38
4706	920	900	25
4707	401	547	17
4708	1054	1063	28
4709	556	569	21
4710	1118	1233	48
4801	414	404	15
4802	1018	1271	41
4803	623	697	32
4804	396	429	18
4805	241	240	11
4806	403	483	19
4807	744	733	16
4902	13	4	0
5009	271	225	2
5101	184	257	6
5102	1247	1312	50
5103	627	704	18
5104	997	1053	27
5106	99	82	5

Certificate

I certify that the votes recorded on this abstract correctly summarize the tally of votes cast at the election indicated.



Tim Scott, Director of Elections
Multnomah County, Oregon

26-145 CITY OF PORTLAND

Vote For 1

01 = Yes

02 = No

VOTES PERCENT

185,463 73.86
65,626 26.14

01 02

2701	396	82
3101	756	216
3301	2479	544
3302	2726	742
3303	2151	566
3501	546	160
3502	2837	839
3601	1002	195
3602	2087	660
3603	1137	625
3604	2914	787
3605	1496	310
3606	2907	688
3607	1506	361
3608	2134	625
3609	205	45
3610	2452	592
3611	2763	835
3612	2821	962
3801	2543	610
3802	2052	553
3803	2344	739
3804	1687	402
3805	1183	438
3808	166	84
4101	2130	703
4102	2214	872
4103	2346	506
4104	2649	646
4201	2307	589
4203	2157	600
4204	2852	616
4205	2756	655
4206	2707	720
4207	2596	570
4208	2383	582
4209	2474	812
4210	2405	826
4211	2512	868
4301	2429	910
4302	2352	922
4303	2307	802
4304	2453	856
4305	2520	818
4306	2600	698
4307	2368	993
4308	2763	596
4310	2510	681
4311	1950	559
4401	1760	950
4402	2228	983
4403	2088	748
4404	2047	1056
4405	2331	966
4406	2354	852

RUN DATE:11/26/12 01:07 PM

VOTES PERCENT

26-145 CITY OF PORTLAND

Vote For 1

01 = Yes	185,463	73.86
02 = No	65,626	26.14

(CONTINUED FROM PREVIOUS PAGE)

	01	02
4407	1886	532
4408	2243	1056
4409	807	470
4501	2871	710
4502	2309	829
4503	2465	575
4504	2963	576
4505	1596	536
4506	1384	783
4507	2539	694
4508	1934	869
4509	1093	643
4510	1077	562
4511	1020	606
4601	2641	692
4602	2388	499
4603	2888	661
4604	1809	939
4605	2414	887
4606	2144	968
4607	1471	856
4608	1027	569
4609	2520	821
4701	1224	655
4702	313	160
4703	1151	484
4704	1659	911
4705	1892	1038
4706	1286	831
4707	717	381
4708	1568	831
4709	763	511
4710	1679	1098
4801	629	335
4802	1583	1010
4803	912	578
4804	573	377
4805	328	234
4806	737	343
4807	1011	687
4902	15	5
5009	327	241
5101	302	225
5102	1823	1180
5103	1007	536
5104	1531	933
5106	106	94

Certificate

I certify that the votes recorded on this abstract correctly summarize the tally of votes cast at the election indicated.



Tim Scott, Director of Elections
Multnomah County, Oregon

RUN DATE:11/26/12 01:07 PM

VOTES PERCENT

26-146 CITY OF PORTLAND

Vote For 1

01 = Yes

02 = No

178,725 62.34
107,953 37.66

01 02

2701	283	258
3101	544	514
3301	2436	1148
3302	2603	1409
3303	1649	1419
3501	406	380
3502	2217	1898
3601	718	644
3602	2468	814
3603	1495	517
3604	2737	1507
3605	1224	868
3606	2319	1765
3607	1349	823
3608	1876	1285
3609	152	135
3610	1921	1524
3611	2244	1821
3612	3028	1323
3801	1846	1722
3802	1618	1330
3803	2336	1265
3804	1334	1026
3805	1064	778
3808	285	49
4101	2044	1210
4102	2056	1453
4103	1914	1394
4104	2384	1425
4201	2612	874
4203	2552	728
4204	2879	1173
4205	2824	1259
4206	2853	1147
4207	2843	982
4208	2424	1049
4209	2614	1174
4210	2543	1211
4211	2468	1448
4301	2686	1168
4302	2874	930
4303	2797	847
4304	2884	1021
4305	2611	1242
4306	2689	1137
4307	2451	1383
4308	2505	1403
4310	2854	931
4311	2119	825
4401	1907	1143
4402	2302	1319
4403	1967	1191
4404	2313	1174
4405	2469	1262
4406	2292	1381

RUN DATE:11/26/12 01:07 PM

VOTES PERCENT

26-146 CITY OF PORTLAND

Vote For 1

01 = Yes	178,725	62.34
02 = No	107,953	37.66

(CONTINUED FROM PREVIOUS PAGE)

	01	02
4407	1867	894
4408	2263	1487
4409	840	615
4501	2359	1690
4502	2142	1435
4503	2293	1246
4504	2311	1736
4505	1463	1005
4506	1413	1051
4507	2401	1338
4508	2050	1175
4509	1071	879
4510	940	876
4511	1033	816
4601	2491	1417
4602	1853	1402
4603	2442	1609
4604	1885	1236
4605	2267	1550
4606	2290	1275
4607	1390	1178
4608	1094	669
4609	2449	1375
4701	1057	959
4702	245	284
4703	814	935
4704	1300	1459
4705	1845	1397
4706	1171	1134
4707	675	509
4708	1436	1196
4709	721	677
4710	1655	1352
4801	525	529
4802	1729	1201
4803	971	677
4804	582	457
4805	367	236
4806	534	646
4807	1008	833
4902	10	13
5009	296	323
5101	332	233
5102	1710	1509
5103	846	831
5104	1288	1410
5106	119	93

Certificate

I certify that the votes recorded on this abstract correctly summarize the tally of votes cast at the election indicated.



Tim Scott, Director of Elections
Multnomah County, Oregon

**Canvass Report — Total Voters — Official
Clackamas County, Oregon — General Election — November 06, 2012**

11/20/2012 10:40 AM

Precincts Reporting 118 of 118 = 100.00%

Total Number of Voters: 191,126 of 229,236 = 83.38%

City of Portland, Mayor

Precinct	Blank Ballots Cast	Over Votes	Under Votes	Total Ballots Cast	Registered Voters	Percent Turnout	Jefferson Smith	Charlie Hales	Write-Ins	Totals
070	0	0	1	5	5	100.00%	0	4	0	4
071	0	0	8	147	160	91.88%	22	106	11	139
072	0	0	15	96	115	83.48%	29	46	6	81
073	0	0	26	138	186	74.19%	45	61	6	112
074	0	0	10	56	64	87.50%	11	30	5	46
104	0	0	0	3	4	75.00%	1	2	0	3
Totals	0	0	60	445	534		108	249	28	385

CERTIFIED COPY OF THE ORIGINAL
SHERRY HALL, COUNTY CLERK

BY: *Sherry Hall*

**Canvass Report — Total Voters — Official
Clackamas County, Oregon — General Election — November 06, 2012**

Page 86 of 174

11/20/2012 10:40 AM

Total Number of Voters: 191,126 of 229,236 = 83.38%

Precincts Reporting 118 of 118 = 100.00%

City of Portland, Commissioner Position 1

Precinct	Blank Ballots Cast	Over Votes	Under Votes	Total Ballots Cast	Registered Voters	Percent Turnout	Mary Nolan	Amanda Fritz	Write-ins	Totals
070	0	0	3	5	5	100.00%	0	2	0	2
071	0	0	21	147	160	91.88%	54	72	0	126
072	0	0	32	96	115	83.48%	32	31	1	64
073	0	0	28	138	186	74.19%	55	54	1	110
074	0	0	18	56	64	87.50%	22	16	0	38
104	0	0	0	3	4	75.00%	1	2	0	3
Totals:	0	0	102	445	534		164	177	2	343

CERTIFIED COPY OF THE ORIGINAL
ENERGY HALL, COUNTY CLERK

By: 

**Canvass Report — Total Voters — Official
Clackamas County, Oregon — General Election — November 06, 2012**

11/20/2012 10:40 AM
Precincts Reporting 118 of 118 = 100.00%

Page 172 of 174

Total Number of Voters: 191,126 of 229,236 = 83.38%

26-145 City of Portland: Amends Charter: Changes Provisions Of Fire Police Disability Retirement

Precinct	Blank Ballots Cast	Over Votes	Under Votes	Total Ballots Cast	Registered Voters	Percent Turnout	Yes	No	Totals
070	0	0	3	5	5	100.00%	1	1	2
071	0	0	20	147	160	91.88%	108	19	127
072	0	0	25	96	115	83.48%	48	23	71
073	0	0	21	138	186	74.19%	75	42	117
074	0	0	8	56	64	87.50%	28	20	48
104	0	0	0	3	4	75.00%	3	0	3
Totals:	0	0	77	445	534		263	105	368

CERTIFIED COPY OF THE ORIGINAL
ENERGY HALL, COUNTY CLERK
BY: *[Signature]*

**Canvass Report — Total Voters — Official
Clackamas County, Oregon — General Election — November 06, 2012**

11/20/2012 10:40 AM
Precincts Reporting 118 of 118 = 100.00%

Page 173 of 174

Total Number of Voters: 191,126 of 229,236 = 83.38%

26-146 City of Portland: Restore School Arts, Music Education; Fund Arts through Limited Tax

Pre-junct	Blank Ballots Cast	Over Votes	Under Votes	Total Ballots Cast	Registered Voters	Percent Turnout	YES	NO	Totals
070	0	0	1	5	5	100.00%	3	1	4
071	0	0	3	147	160	91.88%	67	77	144
072	0	0	6	96	115	83.48%	47	43	90
073	0	0	14	138	186	74.19%	59	65	124
074	0	0	3	56	64	87.50%	23	30	53
104	0	0	0	3	4	75.00%	1	2	3
Totals	0	0	27	445	534		200	218	418

COPIED COPY OF THE ORIGINAL
SHERIFF HALL, COUNTY CLERK

Sheriff Hall

NUMBERED KEY CANVASS

RUN DATE:11/26/12 12:58 PM

Washington County, Oregon
General Election
November 6, 2012


Official Final

REPORT-EL52 PAGE 0079

		VOTES PERCENT		VOTES PERCENT	
Mayor PORTLAND CITY					
Vote for 1					
01 = Jefferson Smith		185	29.60		
02 = Charlie Hales		395	63.20	04 = OVER VOTES	1
03 = WRITE-IN		45	7.20	05 = UNDER VOTES	125

	01	02	03	04	05

0366 366	1	2	0	0	0
0375 375	38	158	22	0	34
0391 391	87	119	12	1	57
0392 392	45	78	8	0	29
0441 441	14	38	3	0	5



NUMBERED KEY CANVASS

RUN DATE:11/26/12 12:58 PM

Washington County, Oregon
General Election
November 6, 2012

Official Final

REPORT-EL52 PAGE 0080

Commissioner, Pos. 1 PORTLAND CITY

Vote for 1

01 = Mary Nolan

02 = Amanda Fritz

03 = WRITE-IN

VOTES PERCENT

VOTES PERCENT

239 46.68

269 52.54

4 .78


04 = OVER VOTES

05 = UNDER VOTES

2

237

	01	02	03	04	05
0366 366	1	2	0	0	0
0375 375	71	88	1	0	92
0391 391	90	98	1	1	86
0392 392	58	53	2	1	46
0441 441	19	28	0	0	13



NUMBERED KEY CANVASS

RUN DATE:11/26/12 12:58 PM

Washington County, Oregon
General Election
November 6, 2012

Official Final

REPORT-EL52 PAGE 0140

VOTES PERCENT

VOTES PERCENT

26-145 PORTLAND CITY

Vote for 1

01 = Yes
02 = No


411 67.60
197 32.40

03 = OVER VOTES
04 = UNDER VOTES

0
143

01 02 03 04

0366 366	3	0	0	0
0375 375	172	39	0	41
0391 391	125	96	0	55
0392 392	74	47	0	39
0441 441	37	15	0	8



NUMBERED KEY CANVASS

Washington County, Oregon
General Election
November 6, 2012

Official Final

RUN DATE:11/26/12 12:58 PM

REPORT-EL52 PAGE 0141

VOTES PERCENT

VOTES PERCENT

26-146 PORTLAND CITY

Vote for 1

01 = Yes


02 = No

445 63.48
256 36.52

03 = OVER VOTES
04 = UNDER VOTES

1
49

	01	02	03	04
0366 366	1	2	0	0
0375 375	142	98	0	12
0391 391	166	87	1	22
0392 392	106	42	0	12
0441 441	30	27	0	3



NUMBERED KEY CANVASS

Washington County, Oregon
General Election
November 6, 2012

Official Final

RUN DATE:11/26/12 12:58 PM

REPORT-EL52 PAGE 0001

01 = REGISTERED VOTERS - TOTAL	TOTAL	PERCENT	03 = VOTER TURNOUT - TOTAL	TOTAL	PERCENT
02 = BALLOTS CAST - TOTAL	291,646			81.94	
	238,969				

	01	02	03
0301 301	1679	1437	85.59
0302 302	2150	1679	78.09
0303 303	945	743	78.62
0304 304	2861	2297	80.29
0305 305	913	716	78.42
0306 306	605	487	80.50
0307 307	1670	1354	81.08
0308 308	201	165	82.09
0309 309	4400	3648	82.91
0310 310	1611	1376	85.41
0311 311	653	535	81.93
0312 312	763	656	85.98
0313 313	53	42	79.25
0314 314	345	303	87.83
0315 315	957	824	86.10
0316 316	788	688	87.31
0317 317	960	820	85.42
0318 318	2496	2014	80.69
0319 319	1117	876	78.42
0320 320	2700	2143	79.37
0321 321	301	216	71.76
0322 322	368	293	79.62
0323 323	2986	2344	78.50
0324 324	454	357	78.63
0325 325	3	2	66.67
0326 326	1730	1487	85.95
0327 327	3333	2624	78.73
0328 328	1269	1057	83.29
0329 329	3623	2939	81.12
0330 330	1198	955	79.72
0331 331	2269	1814	79.95
0332 332	2128	1762	82.80
0333 333	3474	2504	72.08
0334 334	123	116	94.31
0335 335	4531	3801	83.89
0336 336	2791	2250	80.62
0337 337	3900	2956	75.79
0338 338	4393	3301	75.14
0339 339	2115	1462	69.13
0340 340	3022	2452	81.14
0341 341	323	282	87.31
0342 342	116	100	86.21
0343 343	4442	3563	80.21
0344 344	4139	3168	76.54
0345 345	28	24	85.71
0346 346	292	246	84.25
0347 347	62	49	79.03
0348 348	30	28	93.33
0349 349	2620	1991	75.99
0350 350	3148	2438	77.45
0351 351	2507	1866	74.43
0352 352	872	600	68.81
0353 353	2020	1673	82.82
0354 354	3891	3305	84.94
0355 355	3106	2487	80.07
0356 356	1908	1502	78.72

NUMBERED KEY CANVASS

Washington County, Oregon
General Election
November 6, 2012

Official Final

RUN DATE:11/26/12 12:58 PM

REPORT-EL52 PAGE 0002

01 = REGISTERED VOTERS - TOTAL	TOTAL	PERCENT	03 = VOTER TURNOUT - TOTAL	TOTAL	PERCENT
02 = BALLOTS CAST - TOTAL	291,646			238,969	81.94


(CONTINUED FROM PREVIOUS PAGE)

	01	02	03
0357 357	1569	1185	75.53
0358 358	1896	1508	79.54
0359 359	2073	1600	77.18
0360 360	2816	2232	79.26
0361 361	1801	1285	71.35
0362 362	3684	3168	85.99
0363 363	3387	2837	83.76
0364 364	4407	3859	87.57
0365 365	2838	2545	89.68
0366 366	2117	1770	83.61
0367 367	3755	3152	83.94
0368 368	3974	3296	82.94
0369 369	1873	1557	83.13
0370 370	2249	1930	85.82
0371 371	2297	1945	84.68
0372 372	1731	1522	87.93
0373 373	324	283	87.35
0374 374	11	10	90.91
0375 375	276	252	91.30
0376 376	1979	1668	84.28
0377 377	2338	2030	86.83
0378 378	1725	1458	84.52
0379 379	3569	2852	79.91
0380 380	2300	1985	86.30
0381 381	764	590	77.23
0382 382	3221	2497	77.52
0383 383	1441	1224	84.94
0384 384	2399	2100	87.54
0385 385	3042	2609	85.77
0386 386	2896	2536	87.57
0387 387	698	585	83.81
0388 388	276	200	72.46
0389 389	2423	2015	83.16
0390 390	3811	3179	83.42
0391 391	354	276	77.97
0392 392	195	160	82.05
0393 393	623	546	87.64
0394 394	146	112	76.71
0395 395	2581	2105	81.56
0396 396	793	668	84.24
0397 397	2479	2130	85.92
0398 398	841	725	86.21
0399 399	2264	1879	82.99
0400 400	2854	2322	81.36
0401 401	1760	1531	86.99
0402 402	1046	884	84.51
0403 403	3955	3368	85.16
0404 404	2656	2270	85.47
0405 405	4643	3831	82.51
0406 406	3236	2508	77.50
0407 407	1661	1469	88.44
0408 408	4455	3808	85.48
0409 409	2626	2147	81.76
0410 410	2953	2480	83.98
0411 411	2721	2114	77.69
0412 412	1889	1636	86.61
0413 413	719	593	82.48

01 = REGISTERED VOTERS - TOTAL	TOTAL	PERCENT	03 = VOTER TURNOUT - TOTAL	TOTAL	PERCENT
02 = BALLOTS CAST - TOTAL	291,646			238,969	81.94

(CONTINUED FROM PREVIOUS PAGE)

	01	02	03
0414 414	585	490	83.76
0415 415	471	432	91.72
0416 416	1729	1430	82.71
0417 417	1285	1010	78.60
0418 418	1955	1642	83.99
0419 419	1653	1486	89.90
0420 420	3312	2800	84.54
0421 421	294	253	86.05
0422 422	116	89	76.72
0423 423	3180	2491	78.33
0424 424	4258	3584	84.17
0425 425	1004	869	86.55
0426 426	317	281	88.64
0427 427	26	21	80.77
0428 428	1463	1150	78.61
0429 429	1943	1543	79.41
0430 430	2045	1758	85.97
0431 431	1294	1148	88.72
0432 432	327	237	72.48
0433 433	2233	1903	85.22
0434 434	3632	2992	82.38
0435 435	3741	3161	84.50
0436 436	2110	1850	87.68
0437 437	62	55	88.71
0438 438	245	206	84.08
0439 439	235	195	82.98
0440 440	1386	1059	76.41
0441 441	71	60	84.51
0442 442	839	711	84.74
0443 443	20	18	90.00
0444 444	1334	1143	85.68
0445 445	703	603	85.78
0446 446	3786	3146	83.10
0447 447	2156	1810	83.95
0448 448	438	328	74.89
0449 449	109	73	66.97
0450 450	31	28	90.32
0451 451	800	627	78.38
0452 452	2189	1627	74.33
0453 453	50	33	66.00
0454 454	624	518	83.01
0455 455	20	17	85.00
0457 457	2177	1827	83.92
0458 458	2540	2204	86.77
0459 459	2817	2228	79.09
0460 460	2373	1711	72.10
0461 461	2876	2279	79.24



CERTIFIED TO BE A TRUE AND
CORRECT COPY OF THE ORIGINAL

Date Nov 26, 2012

WASHINGTON COUNTY
ELECTIONS DIVISION

BY U. Kanwal