













**Portland's Housing Bond
Project Progress Dashboard - October 1, 2020**

Project Name	Project Developer/ Owner	PSH Services Provider(s)	Location	Development Phase	Status	Financial Closing Date (est.)	Lease-Up Date (est.)	Affordable Units only						People Housed	Population(s); Service Focus	Funding Award (+other PHB Funds)	Notes (for yellow and red status)
								TOTAL#	Unit Mix	Family-Size	#30%	#PSH	PBS8				
2019 BOS Projects																	
115/Division	Related NW and Central City Concern	Central City Concern	East	Pre-Development		Q4 2020	Q4 2021	138	28 (S) 40 (1BR) 47 (2BR) 23 (3BR)	70	46	7	0	344	Families	\$15,658,807	New unit mix decreasing 1 bdrms and adding studio and 2 bdrm units
The Susan Emmons	Northwest Housing Alternatives	NWPP & NAYA	Central City	Pre-Development		Q1 2021	Q3 2022	144	144 Studio/SRO	0	78	48	48	144	Individuals; chronically homeless; seniors with disabilities	\$18,491,909	
Joyce Hotel	Community Partners for Affordable Housing	Cascadia, NARA, CAP	Central City	Pre-Development		Q3 2021	Q3 2022	66	66 SRO	0	66	66	66	66	Individuals, chronically homeless	\$2,254,778 (\$3,450,000)	
Anna Mann House	Innovative Housing, Inc	IRCO, Luke-Dorf	Northeast	Pre-Development		Q1 2021	Q4 2022	128	66 (1BR) 48 (2BR) 13 (3BR) 1 (4BR)	62	42	12	12	315	Individuals; families; immigrants, refugees	\$15,869,341	40 additional units proposed per presentation
Westwind Apts	Central City Concern	CCC, NARA	Central City	Pre-Development		Q1 2021	Q3 2022	100	100 Studio/SRO	0	92	70	70	100	Individuals, chronically homeless	\$11,000,000 (\$4,000,000)	
Hayu Tilixam (NE Prescott)	CDP/NAYA	NARA	Northeast	Pre-Development		Q1 2021	Q2 2022	50	8 (S) 22 (1BR) 11 (2BR) 9 (3BR)	20	17	9	9	119	Families; communities of color	\$7,500,000	
Cathedral Village	Related NW and Catholic Charities	Catholic Charities	North	Pre-Development		Q1 2021	Q1 2022	110	15 (S) 39 (1BR) 45 (2BR) 11 (3BR)	56	37	8	0	264	Families	\$16,313,000	
Las Adelitas	Hacienda CDC	Cascadia	Northeast	Pre-Development		Q1 2021	Q2 2022	141	15 (S) 29 (1BR) 71 (2BR) 26 (3BR)	97	47	18	8	402	Individuals; families; communities of color	\$16,215,000	Received OHCS award
Stark Street	Human Solutions	Lifeworks NW, IRCO	East	Pre-Development		Q1 2021	Q2 2022	93	47 (1BR) 33 (2BR) 13 (3BR)	46	31	16	16	235	Individuals; families experiencing housing instability and displacement	\$13,950,000	Received LIFT award

Project Name	Project Developer/ Owner	PSH Services Provider(s)	Location	Development Phase	Status	Financial Closing Date (est.)	Lease-Up Date (est.)	Units						People Housed	Population(s); Service Focus	Funding Award (+other PHB Funds)	Notes (for yellow and red status)
								TOTAL#	Unit Mix	Family-Size	#30%	#PSH	PBS8				
Other Bond Projects																	
3000 SE Powell	Home Forward	TBD	Southeast	Pre-Development		Q3 2021	Q4 2022	210	123 (S) 24 (1BR) 56 (2BR) 7 (3BR)	63	70	30	50	362	families experiencing homelessness, including immigrant and refugees, communities of color	\$31,500,000	
East Burnside	PHB	Human Solutions, JOIN	East	Operations		May-18	18-Dec	51	7 (S) 20 (1BR) 24 (2BR)	24	16	9	16	94	Families experiencing homelessness	\$14,300,000	
Ellington	PHB	Home Forward; JOIN	Northeast	Operations		n/a	n/a	263	2 (S) 10 (1BR) 211 (2BR) 40 (3BR)	251	80	20	52	632	Families experiencing homelessness	\$37,000,000	
TOTALS (for all projects)								1,494	689	622	313	347	3,076	\$207,502,835	(incl \$7,450,000 in other funds)		