



Explore

WASHINGTON PARK



InternationalRoseTestGarden



OregonZoo



WorldForestryCenter



PortlandJapaneseGarden



HoytArboretum



PortlandChildren'sMuseum



National Association for Olmstead Parks



of time, as the population grows. Already the capacity
of City Park is taxed to its utmost upon holidays and
pleasant Sundays in summer.



2012



portland
children's
Museum



OREGON
ZOO



Hoyt Arboretum 

Explore

WASHINGTON PARK



PAY STATION

Know your space number

Please leave no valuables in vehicle

PAY-TO-PARK HOURS
9:30 a.m. - 5:00 p.m.

2014

new
masterplan

new
non-profit

free
shuttle

better
park
maintenance
and security



130,000

shuttle rides annually

489,000

shuttle rides since 2014






70,000

visitors annually

433,892

visitors since 2014





30,000

visitors helped annually

150,000

visitors helped since 2014






80,000

maps distributed annually

220,000

maps distributed since 2014





DIVERSITY EQUITY INCLUSION COMMITTEE METRO GRANT







WASHINGTON PARK MASTER PLAN UPDATE



PORTLAND PARKS & RECREATION

Healthy Parks. Healthy Portland

JANUARY 2018



Drive

-23%



Drive

-23%



Transit

+59%



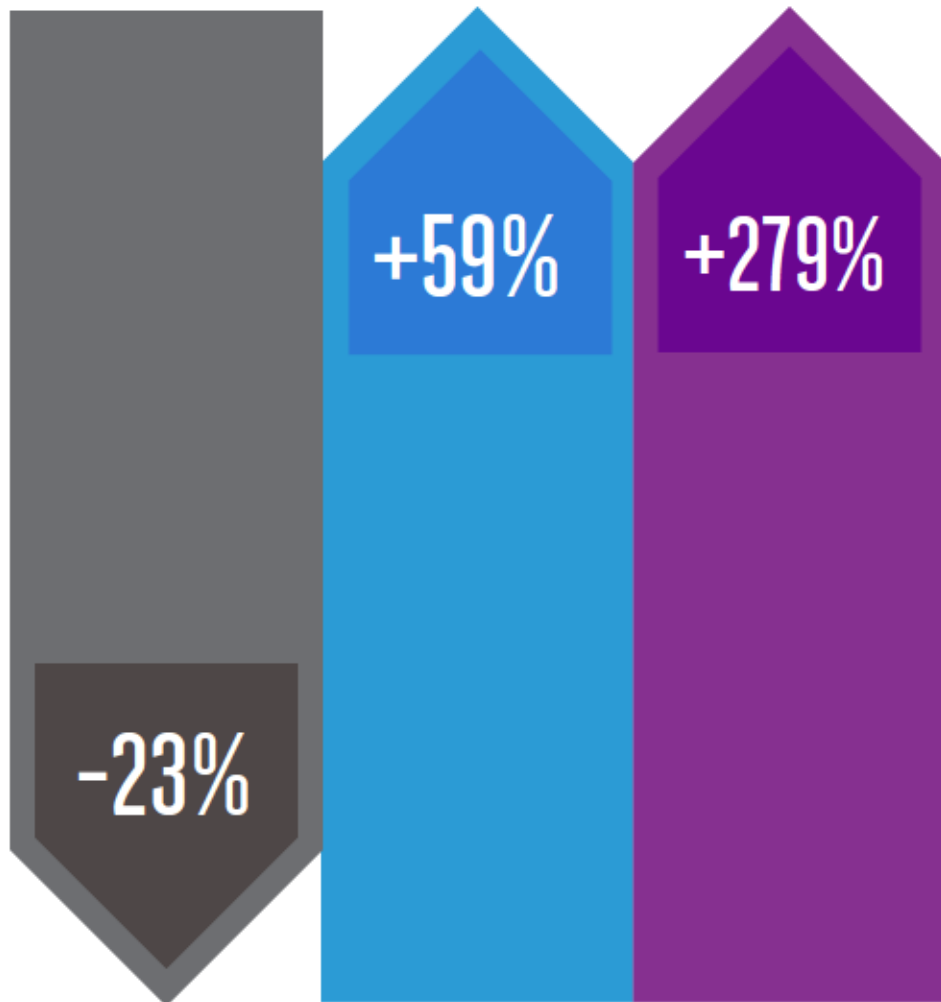
Drive



Transit



Shuttle





Drive



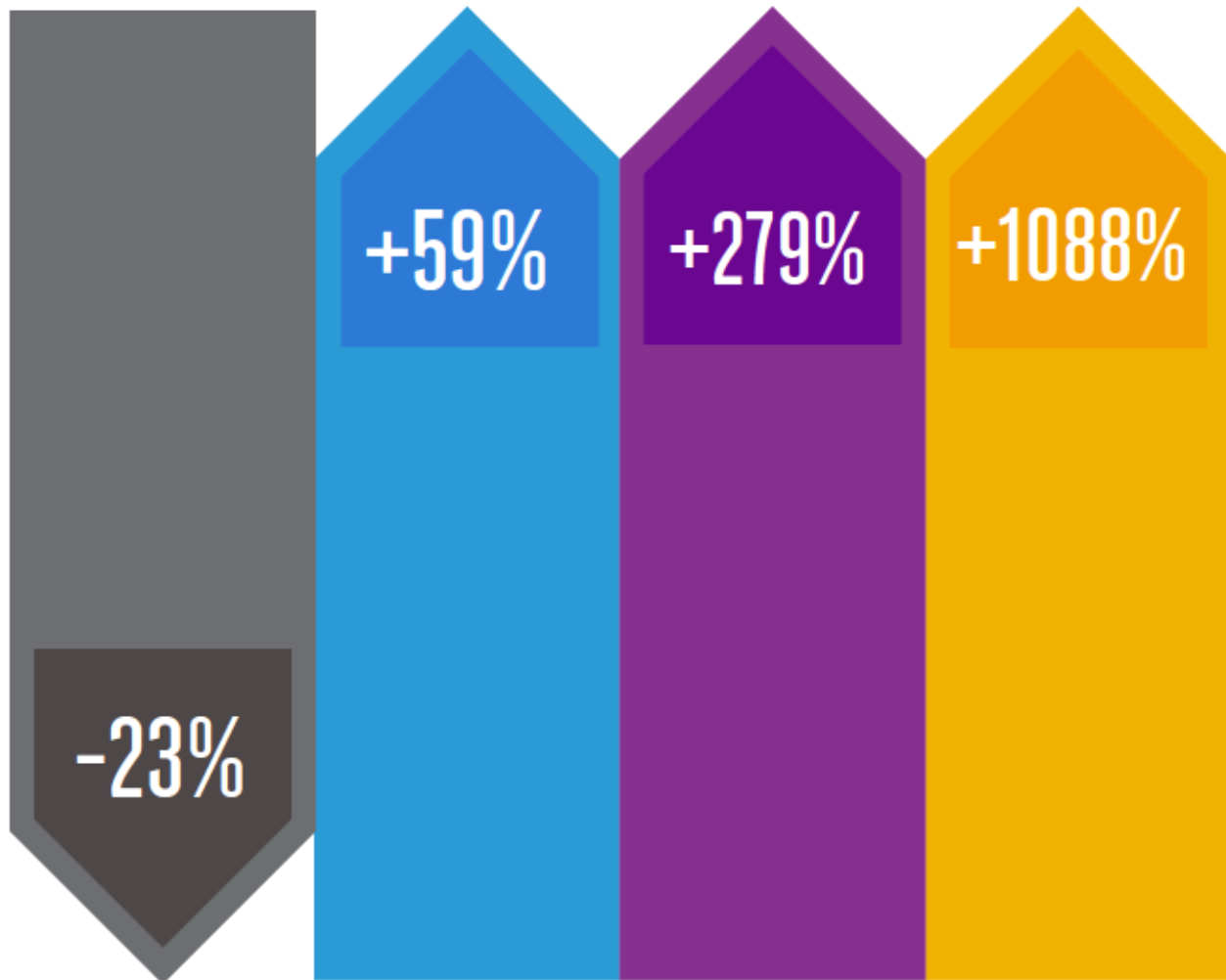
Transit



Shuttle



Ride Share





Drive



Transit



Shuttle



Ride Share



Visitors

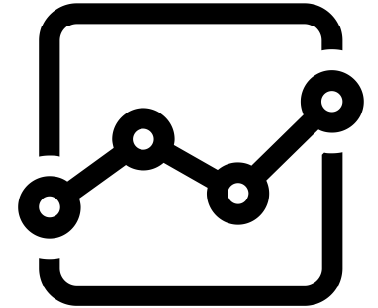

-23%

+59%

+279%

+1088%

+11%





Explore

WASHINGTON PARK

HEATHER McCAREY

Executive Director

p: 503-416-2410

e: heather@explorewashingtonpark.org