


# Vision Zero Portland: Year one review

Portland Sustainability Commission | Feb. 27, 2018



# Tonight's presentation:


1. Latest crash data and national context
2. Our Vision Zero work
3. Ideas for PSC collaboration  
(discussion)

# Your handout

- Excerpt from 2017 Annual Report
- Includes 2017 review and crash report
- Full report: [visionzeroportland.com](http://visionzeroportland.com)

## SAVING LIVES WITH SAFE STREETS

Vision Zero Annual Report 2017



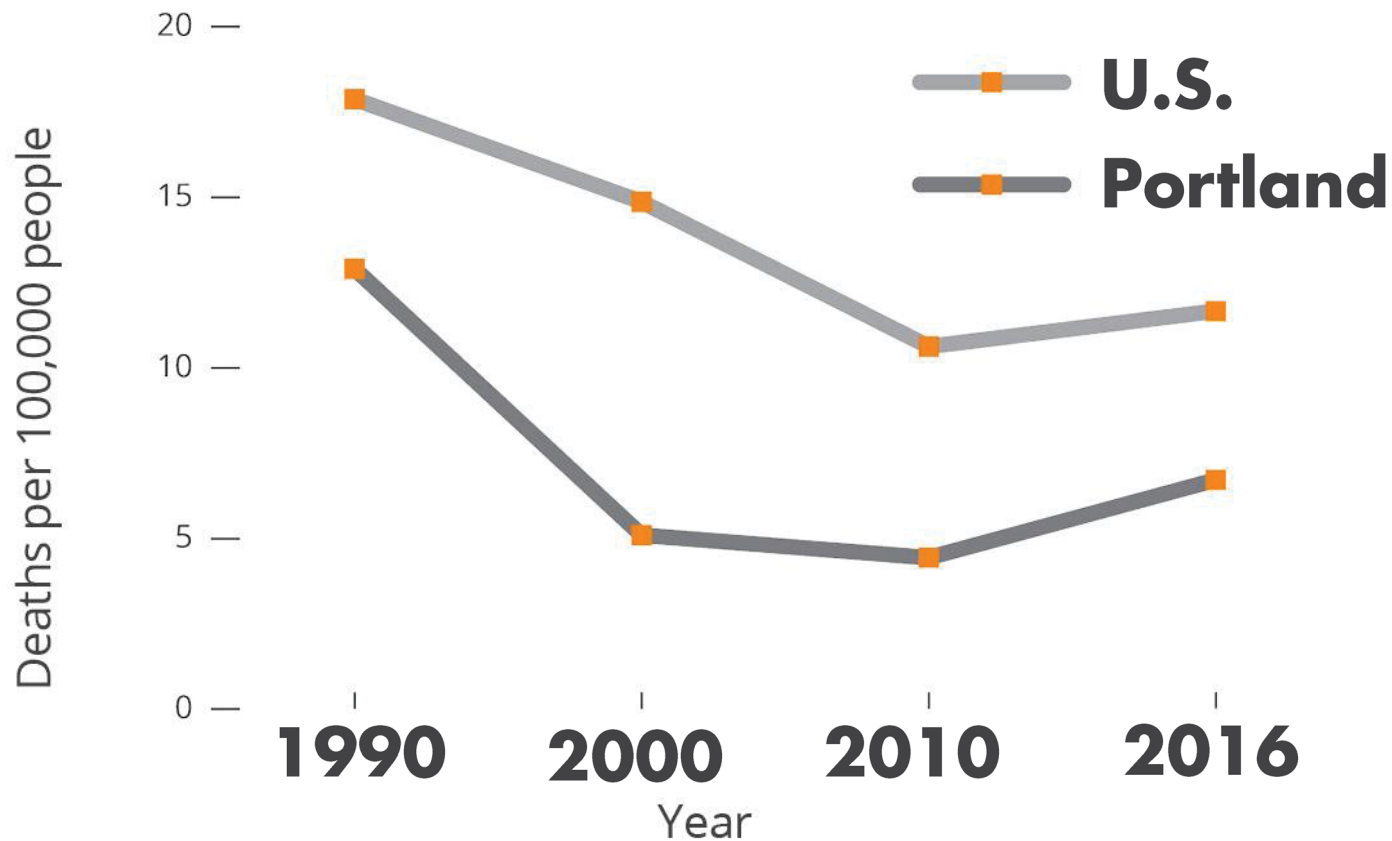
February 2018



**Vision Zero is Portland's goal to eliminate all traffic deaths and serious injuries by 2025**

# Traffic deaths: National comparison

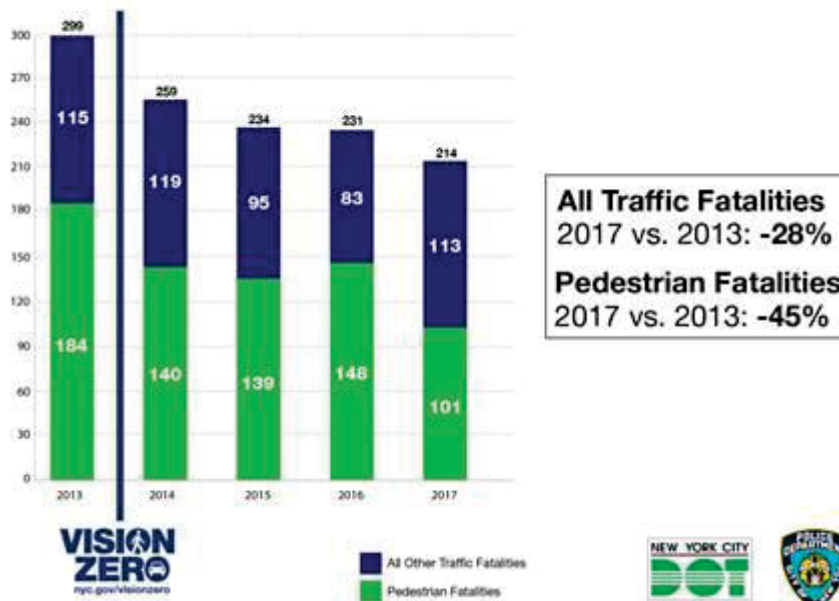
TRAFFIC DEATHS PER 100,000 PEOPLE IN THE U.S. AND PORTLAND, OREGON, 1990-2016



# New York, 2013-17

- Launched Vision Zero in 2014
- 28% decrease in traffic deaths since 2013

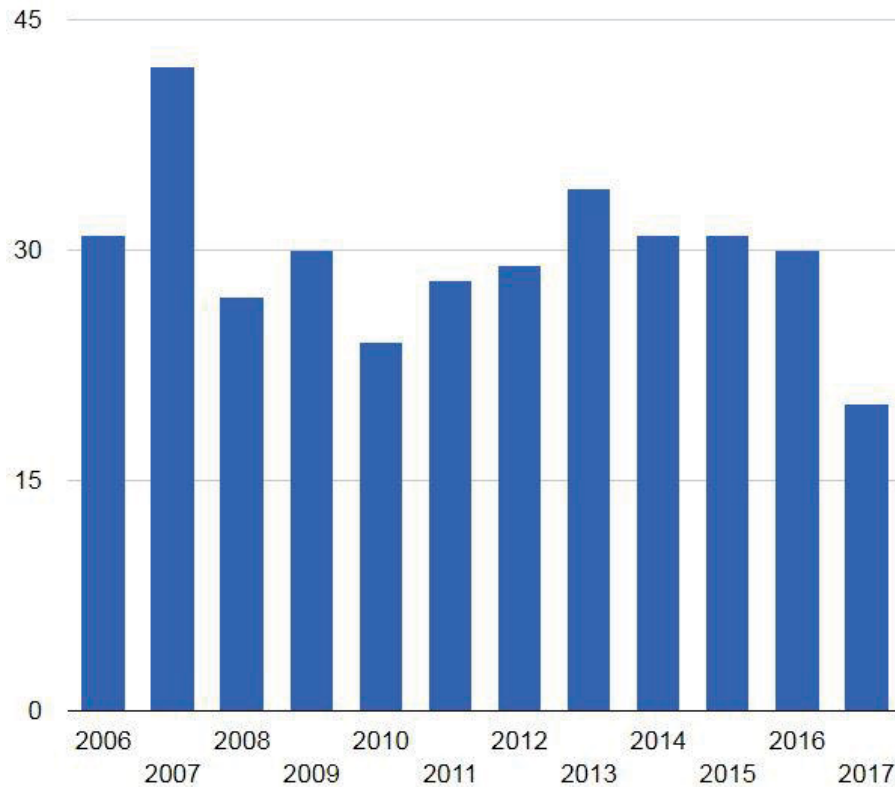
## Traffic Fatalities in NYC



214 deaths in 2017 is lowest number since 1910 (first record)

# San Francisco, 2013-17

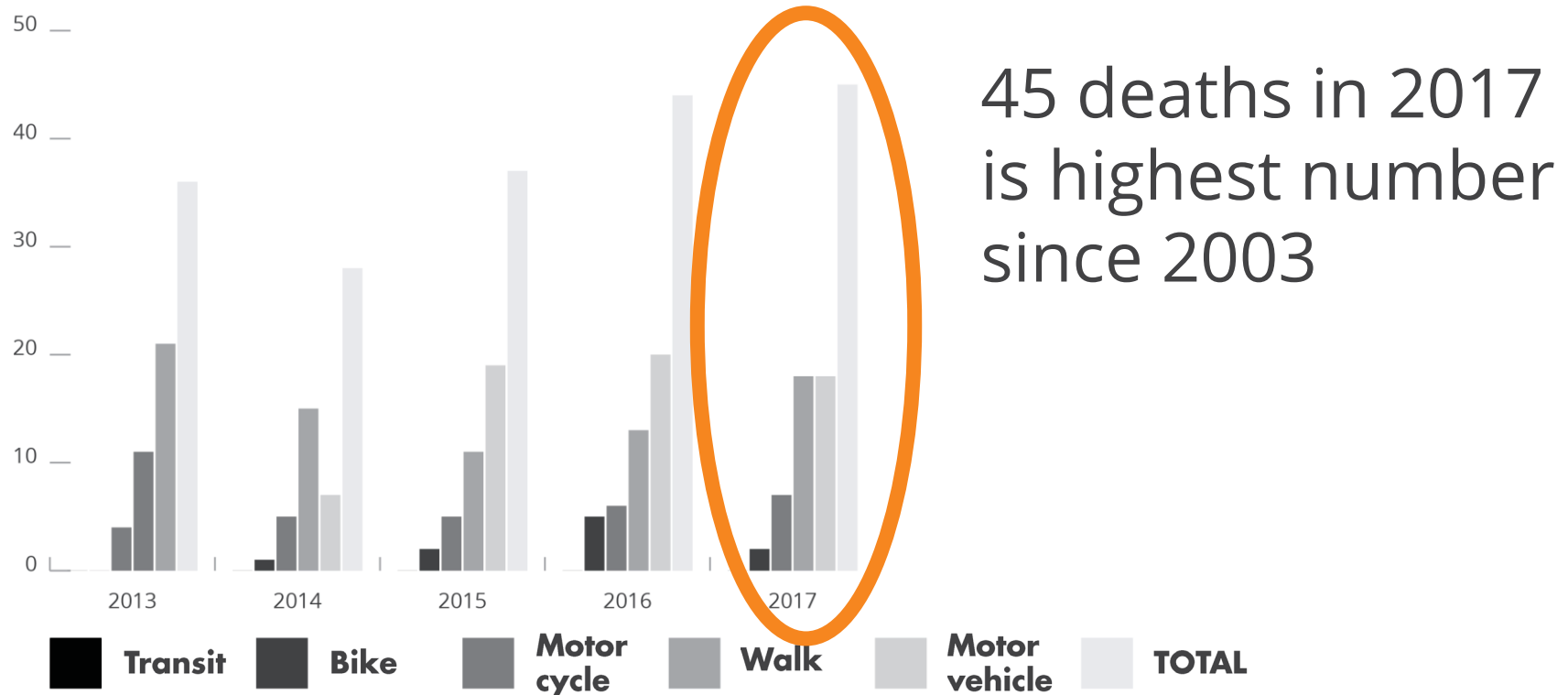
- Launched Vision Zero in 2014
- 41% decrease in traffic deaths since 2013



20 deaths in 2017 is lowest number since 1915 (first record)

# Portland, 2013-17

- Launched Vision Zero in **2017**
- **20% increase** in traffic deaths since 2013

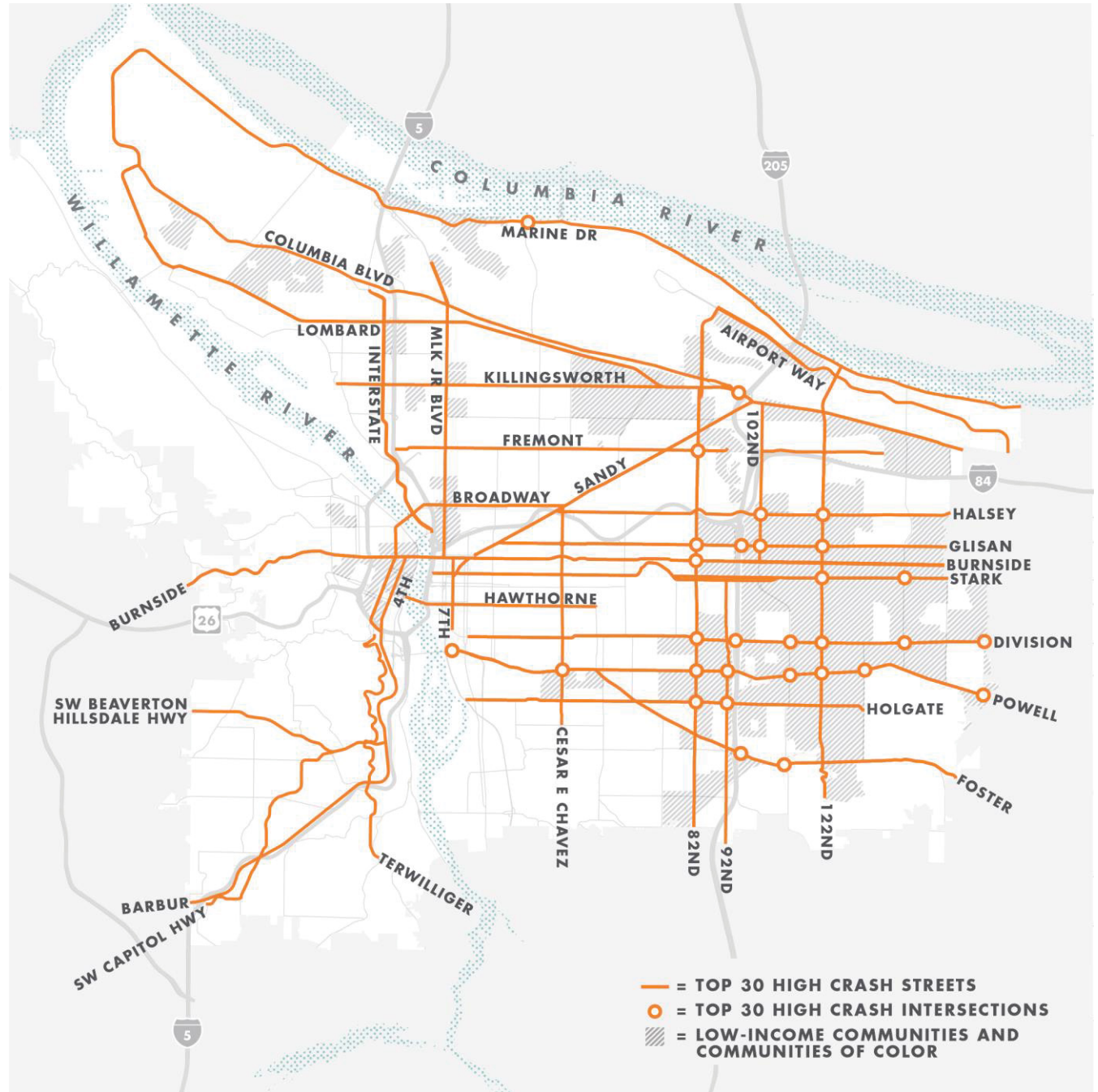




# 2017 crash summary

- **High Crash Network:** 69% of deaths on 8% of streets
- **Impairment** and **speed** often involved (% crashes TBD)
- **Deadliest month:** October & November (8 deaths each)
- **Deadliest single crash:** a child and two adults died in a motor vehicle crash involving alcohol and high speeds on Sept. 18 at NE Lombard & 15th
- **Age:** median age of victims was 43 (range: 12 to 87)
- **Gender:** 38 males and 13 females

# High Crash Network



# Traffic deaths in 2017



# 2017: Building a foundation for change

- Policy changes
- New funding
- Street safety projects
- Speed limits, messaging, & design speeds
- Safe Ride Home
- Street teams



# Policy changes

- **Distracted driving:** House Bill 2597 closed loopholes in Oregon's distracted driving law, increased penalties, and allows first-time offenders to complete a distracted driving avoidance course in lieu of payment
- **Speeding:** House Bill 2409 permits cities in Oregon to issue citations for speeding using red light cameras equipped with speed detection
- **Speed:** House Bill 2682 gives Portland authority to reduce residential speed limits to 20 miles per hour



# Funding

Enrolled  
House Bill 2017

**State:** House Bill 2017 will invest \$5.3 billion statewide in transportation, including safety on Portland's High Crash Network



**Local:** Fixing Our Streets continues to invest in safety; the gas tax raised \$4 million more than expected in 2017



**Local:** In 2016, Portland voters approved a 3% local tax on cannabis revenue, and in 2017 City Council appropriated \$1.464 million of the funds annually for Vision Zero actions.

# Street safety projects

- \$15.4 million in safety fixes on the High Crash Network in 2017
- Major safety fixes in 2018 on Division, Foster, Halsey-Weidler, Marine, and West Burnside
- Design concepts underway on 102<sup>nd</sup>, 92<sup>nd</sup>, and Stark



# Speed and speeding

- Reduced speed limits on 26 streets in 2017; many more in queue
- Designing streets for safe speeds (separate users or lower driving speeds)
- 4 sets of speed safety cameras; speeding has decreased by average of 59%
- First citywide traffic safety campaign nearly ready







# Street teams

- Involve PBOT, the Portland Police Bureau and community organizations
- Talk to people parking their cars, waiting for the bus or walking about safety
- PPB may run an enforcement mission in the same area focused on people driving
- Four Street Team outreach efforts took place in 2017, twice monthly starting spring 2018



# Working together with the PSC





# Thank you

Dana Dickman

PBOT Safety Section Manager

[dana.dickman@portlandoregon.gov](mailto:dana.dickman@portlandoregon.gov)

503-823-5785