



Explore
WASHINGTON PARK

HEATHER MCCAREY

Executive Director

p: 503-416-2410 | **c:** 503-877-8150

e: heather@explorewashingtonpark.org

4033 SW Canyon Road, Portland, OR 97221

explorewashingtonpark.org

Report
CITY OF PORTLAND PARK COMMISSION,

LANDSCAPE ARCHITECTS' REPORT.

December 31st, 1903.

Board

of time, as the population grows. Already the capacity of City Park is taxed to its utmost upon holidays and pleasant Sundays in summer.

December 31st, 1903.

Washington Park



Hoyt Arboretum Friends



Portland Japanese Garden



Rose Garden



Oregon Zoo



World Forestry Center



Portland Children's Museum


3 Million Visitors/ Year



Hoyt Arboretum Friends




Portland Japanese Garden



Rose Garden



Oregon Zoo



World Forestry Center



Portland Children's Museum



TriMet Washington Park Loop, 1982



TriMet Washington Park Light Rail, 1998



Washington Park overflow parking shuttles



Off-site Shuttle Lines




Washington Park



Hoyt Arboretum Friends




Portland Japanese Garden



Rose Garden



Oregon Zoo



World Forestry Center



Portland Children's Museum



Transportation Management Association Transportation Management Plan

Pay for capital improvements

Code required parking lot improvements

Pay for enhanced shuttle service

Off site parking lot

Intra-park shuttle

Master Plan

2012-

Authorize Washington Park Transportation and Parking Agreement at Washington Park.
 (Ordinance)

<p>INTRODUCED BY Commissioner/Auditor: Nick Fish</p> <p>COMMISSIONER APPROVAL</p> <p>Mayor—Finance and Administration - Adams</p> <p>Position 1/Utilities - Fritz</p> <p>Position 2/Works - Fish</p> <p>Position 3/Affairs - Saltzman</p> <p>Position 4/Safety - Leonard</p> <p>BUREAU APPROVAL</p> <p>Bureau: Portland Parks & Recreation Bureau Head: Mike Abbate</p> <p>Prepared by: Todd Lofgren Date Prepared: November 7, 2012</p> <p>Financial Impact & Public Involvement Statement Completed <input checked="" type="checkbox"/> Amends Budget <input type="checkbox"/></p> <p>Portland Policy Document If "Yes" requires City Policy paragraph stated in document. Yes <input type="checkbox"/> No <input checked="" type="checkbox"/></p> <p>Council Meeting Date November 14, 2012</p> <p>City Attorney Approval</p>	<p>CLERK USE: DATE FILED <u>NOV 08 2012</u></p> <p>LaVonne Griffin-Valade Auditor of the City of Portland</p> <p>By:  Deputy</p> <p>ACTION TAKEN:</p> <p>NOV 14 2012 PASSED TO SECOND READING NOV 28 2012 9:30 A.M.</p> <p>NOV 28 2012 PASSED TO SECOND READING DEC 05 2012 9:30 A.M. As Amended</p>
--	--

AGENDA
<p>TIME CERTAIN <input type="checkbox"/></p> <p>Start time: _____</p> <p>Total amount of time needed: _____ (for presentation, testimony and discussion)</p>
<p>CONSENT <input type="checkbox"/></p>
<p>REGULAR <input checked="" type="checkbox"/></p> <p>Total amount of time needed: 15 minutes (for presentation, testimony and discussion)</p>

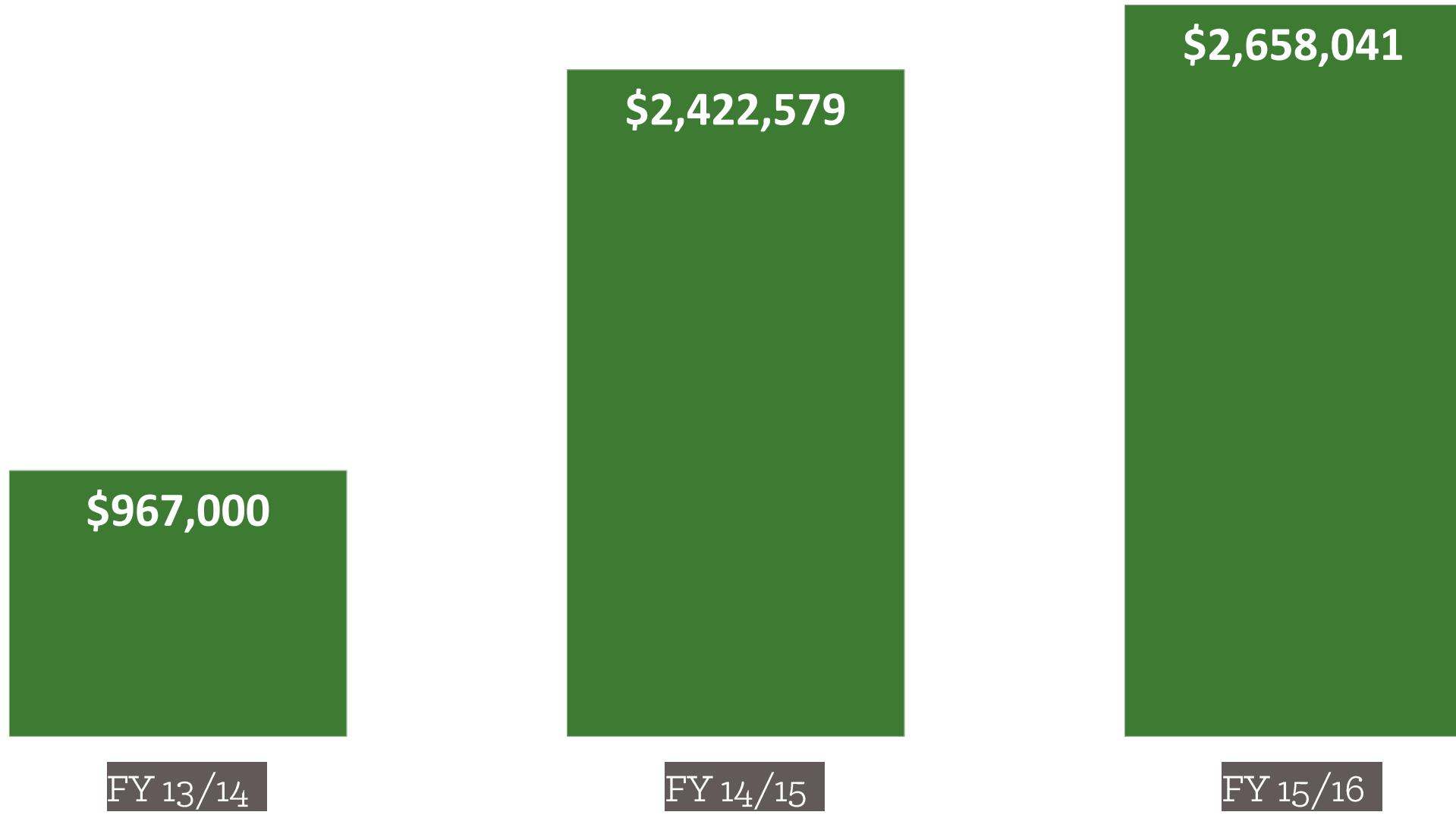
FOUR-FIFTHS AGENDA	COMMISSIONERS VOTED AS FOLLOWS:	
	YEAS	NAYS
1. Fritz	✓	
2. Fish	✓	
3. Saltzman	✓	
4. Leonard	✓	
Adams	✓	



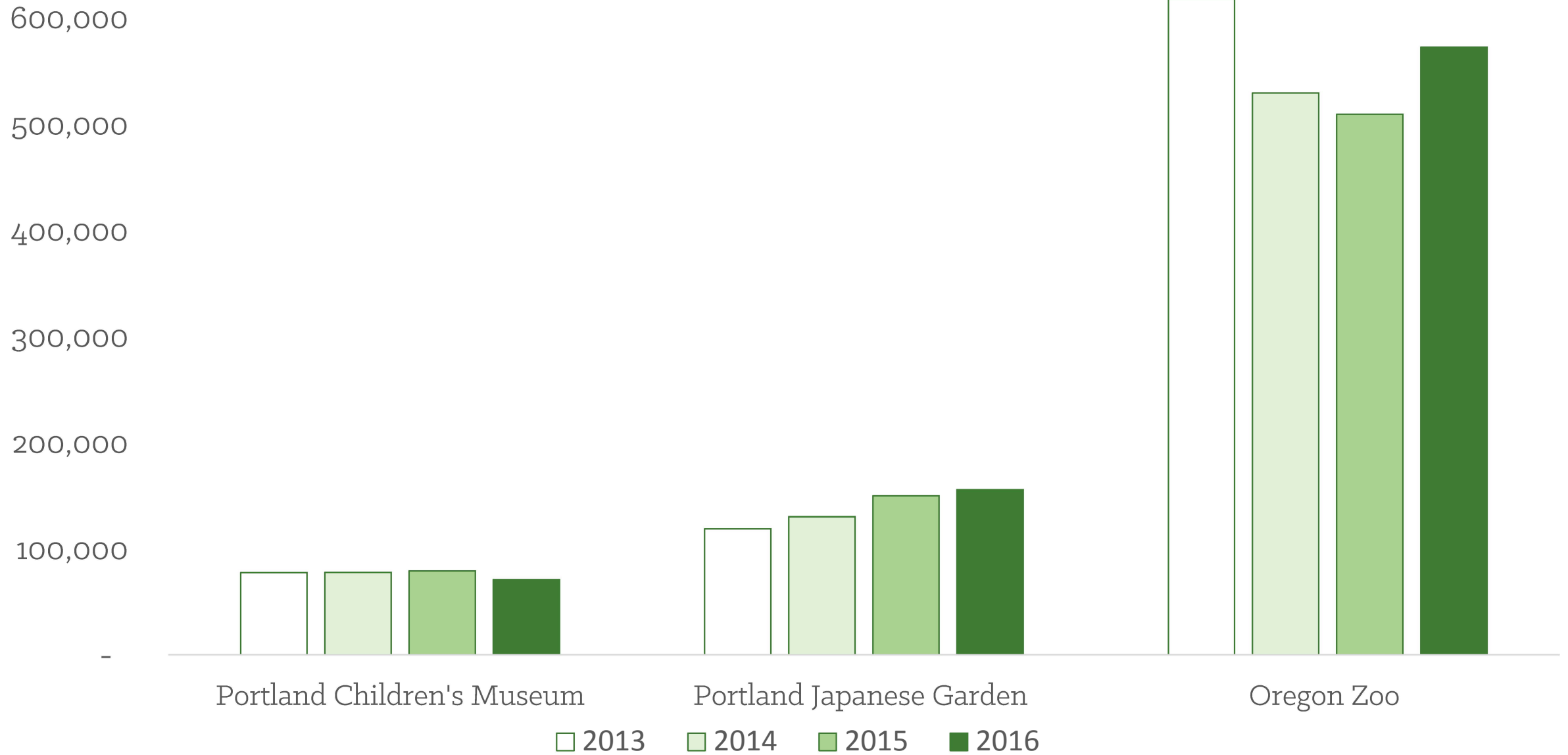
**PORTLAND
PARKS & RECREATION** SM

Healthy Parks, Healthy Portland

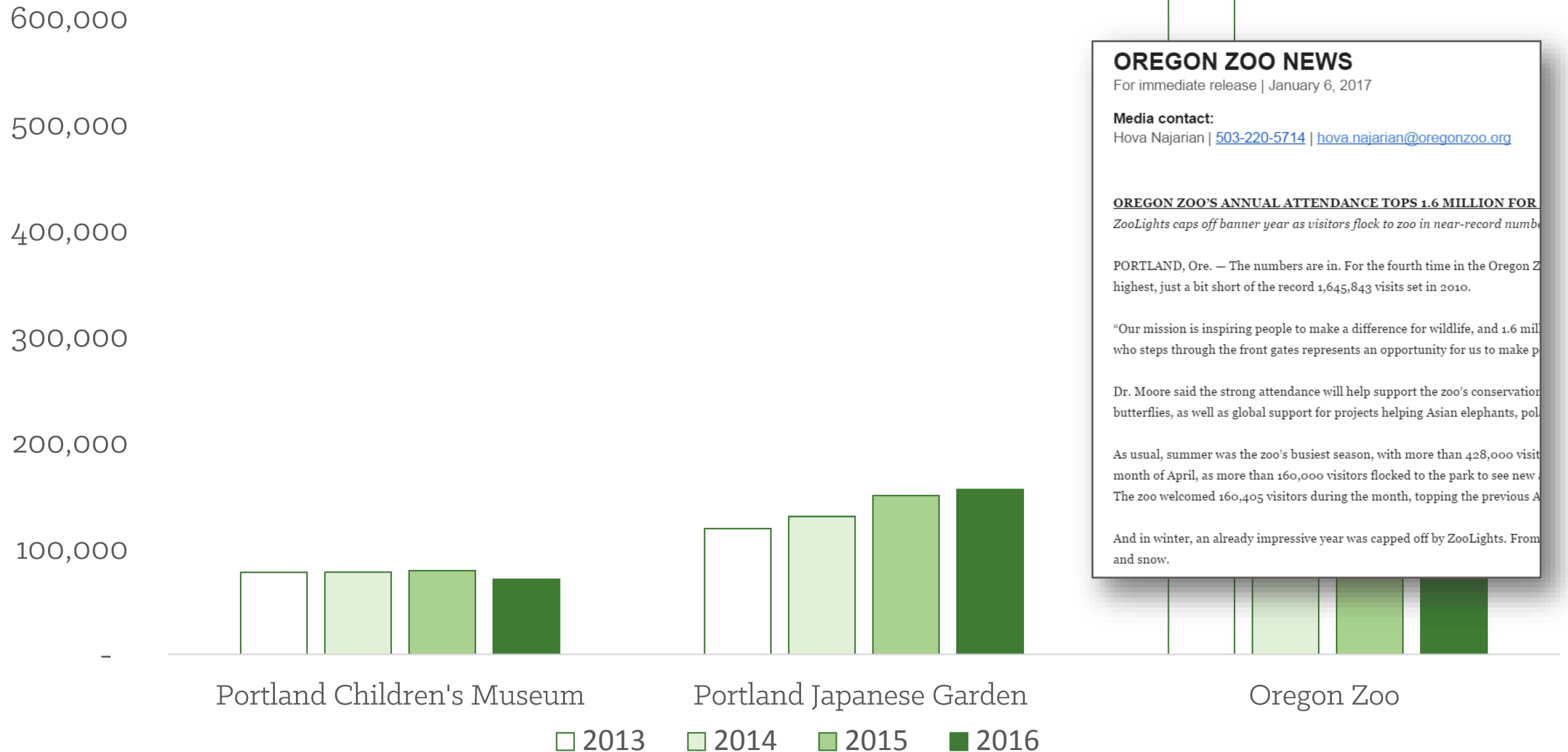
Parking Revenue Over Time Washington Park



Peak Season Venue Attendance: 2013-2016



Peak Season Venue Attendance: 2013-2016



OREGON ZOO NEWS

For immediate release | January 6, 2017

Media contact:

Hova Najarian | [503-220-5714](tel:503-220-5714) | hova.najarian@oregonzoo.org

OREGON ZOO'S ANNUAL ATTENDANCE TOPS 1.6 MILLION FOR

ZooLights caps off banner year as visitors flock to zoo in near-record number

PORTLAND, Ore. — The numbers are in. For the fourth time in the Oregon Zoo's history, the zoo's annual attendance topped 1.6 million. This year's highest, just a bit short of the record 1,645,843 visits set in 2010.

"Our mission is inspiring people to make a difference for wildlife, and 1.6 million visitors who steps through the front gates represents an opportunity for us to make p

Dr. Moore said the strong attendance will help support the zoo's conservation efforts, including butterflies, as well as global support for projects helping Asian elephants, pol

As usual, summer was the zoo's busiest season, with more than 428,000 visitors during the month of April, as more than 160,000 visitors flocked to the park to see new arrivals. The zoo welcomed 160,405 visitors during the month, topping the previous A

And in winter, an already impressive year was capped off by ZooLights. From December 1st and snow.

Explore 
WASHINGTON PARK



Funding

Parking Revenue- PP&R/annual

\$375,000 – operating

\$550,000 – shuttle system

Metro – RTO Program

\$200,000 – 2013/13

\$10,000 – 2015/16

\$140,000 – 2017/18

Board of Directors



Eric Vines, Director
World Forestry Center



Anna Goldrich, Director
Hoyt Arboretum



Cynthia Haruyama, Deputy
Director Japanese Garden



Don Moore, Director
Oregon Zoo



Ruth Shelley, Director
Portland Children's Museum



Mike Abbate, Director
PP&R



Inessa Vitko
TriMet



Steve Cole
At-large



Dave Malcolm
Sylvan Highlands



Allison Duncan
Arlington Heights

Explore 
WASHINGTON PARK





Washington Park Free Shuttle

N, LLC
2959

AIRCRAFT

WASHINGTON PARK
FREE SHUTTLE



Oregon
Zoo



FREE SHUTTLE

BOARD THE
FREE SHUTTLE
for
Rose Garden
&
Japanese Garden
and other park
attractions



WASHINGTON PARK
FREE Shuttle STOPS HERE
Explore
WASHINGTON PARK

BOARD THE
FREE SHUTTLE
for
Rose Garden
&
Japanese Garden
and other park
attractions



WASHINGTON PARK
FREE Shuttle STOPS HERE
Explore
WASHINGTON PARK



explorewashingtonpark.org

WASHINGTON PARK
FREE SHUTTLE

Operated by Explore Washington Park
Funded through Washington Park
parking meter revenue

118745

its partnership with










STARCR


Explore
WASHINGTON PARK
**WASHINGTON PARK
FREE SHUTTLE**


NO PARKING
EXCEPT
LOAD AND
UNLOAD ONLY

















Portland Japanese Garden, 611 Southw...
 Oregon Zoo, 4001 Southwest Canyon R...

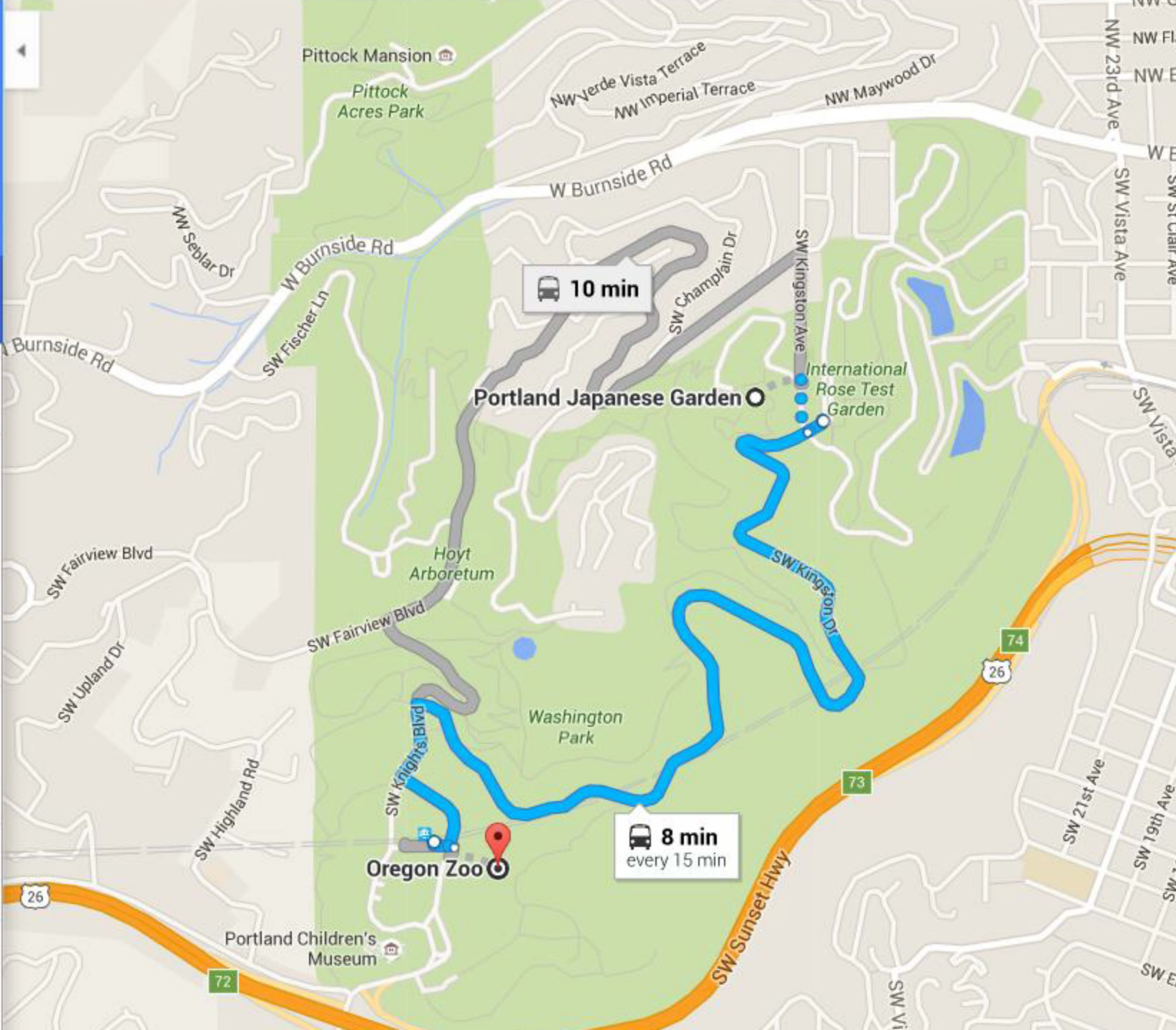
Leave now 
OPTIONS

 Send directions to your phone

 5:52 PM–6:00 PM 8 min
 Washington Park Shuttle
 5:54 PM from SW Rose Garden Blvd & Sherwood
 Free  3 min every 15 min
[DETAILS](#)

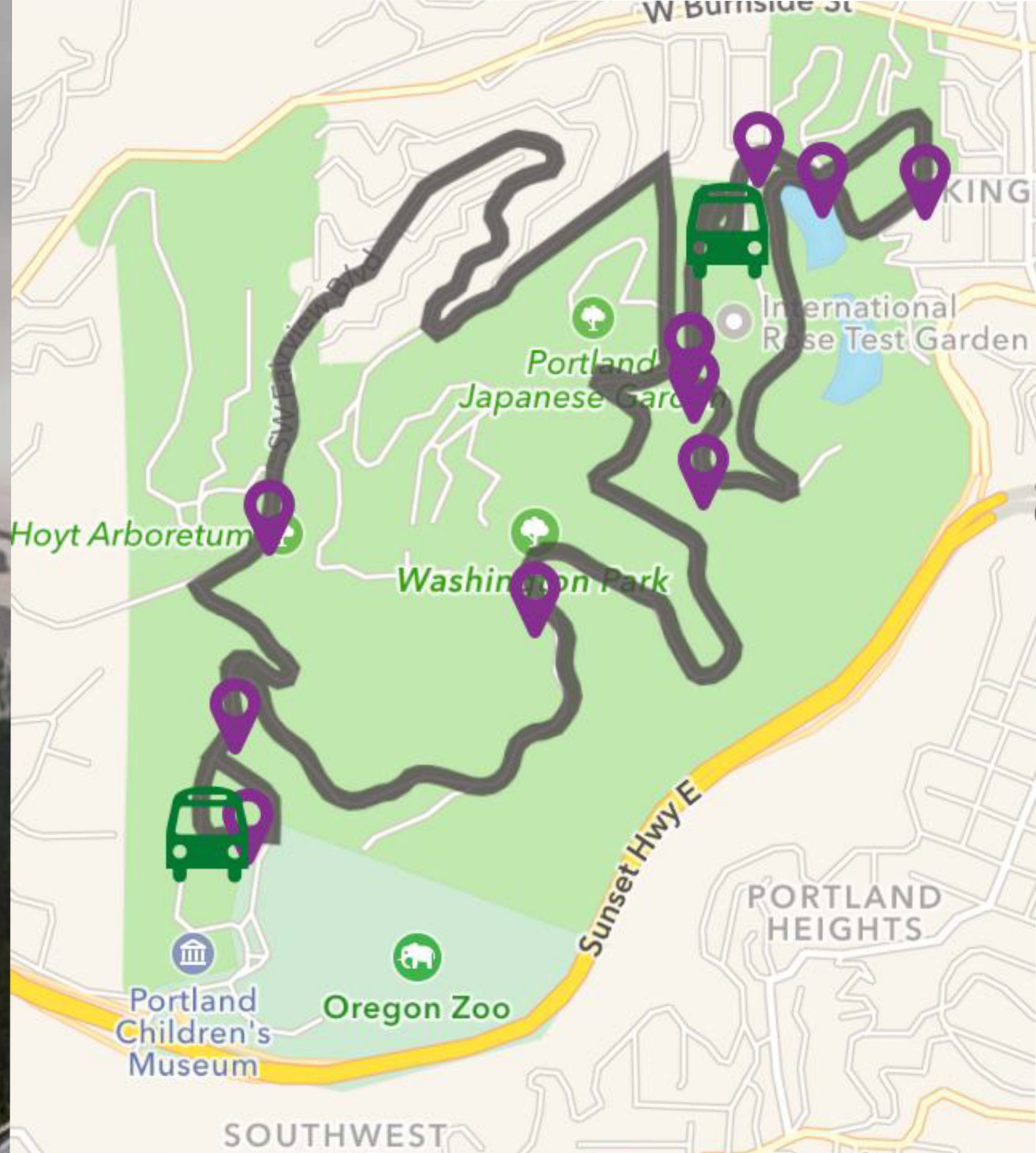
 6:59 AM (Monday)–7:09 AM 10 min
 63

 [SCHEDULE EXPLORER](#)





Explore WA...



Rose Garden
&
Japanese Garden
and other park attractions

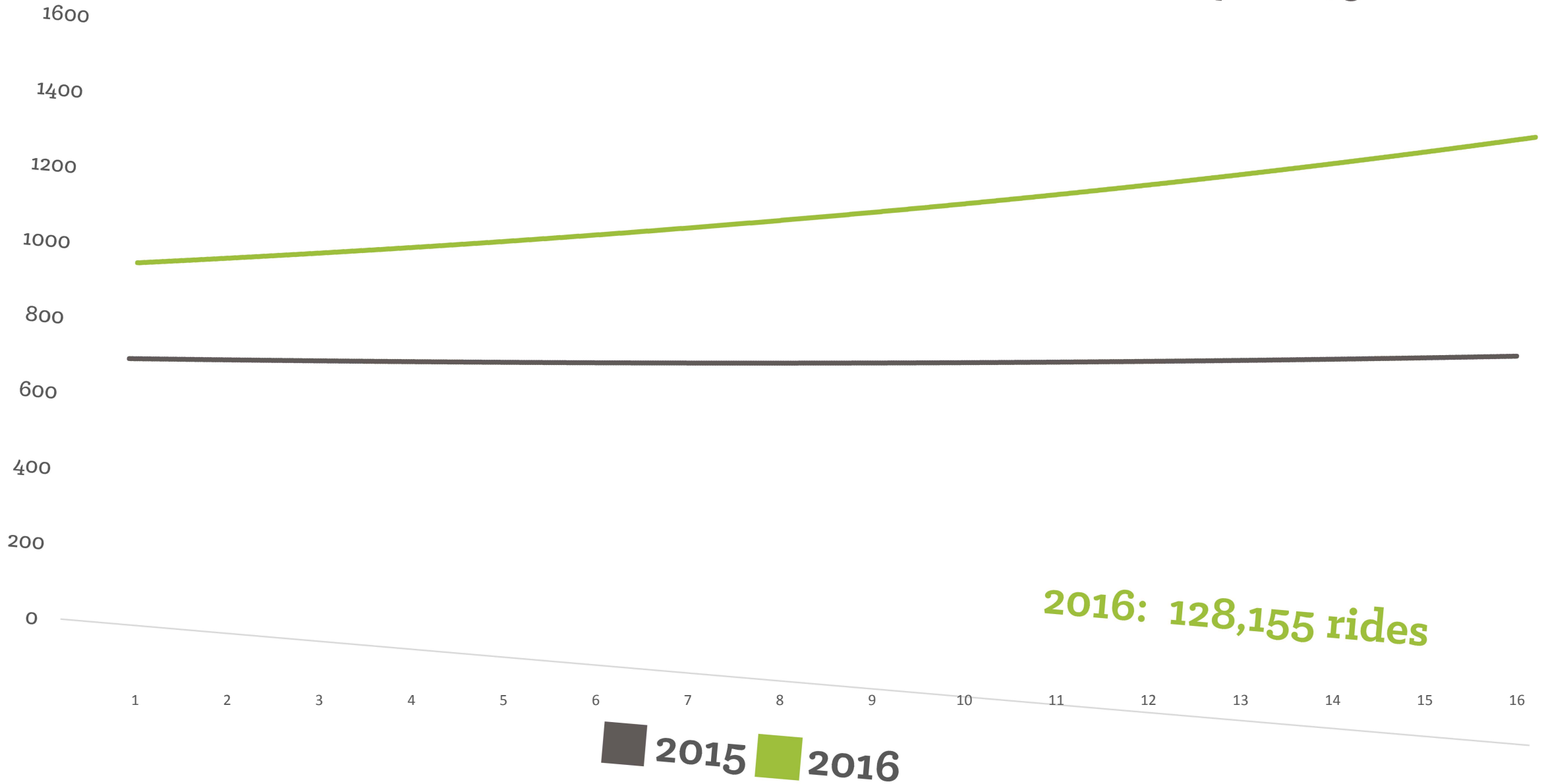
WASHINGTON PARK
FREE Shuttle STOPS HERE
Explore WASHINGTON PARK



FREE SHUTTLE

1	2	3	4	5	6	7	8	9	10	11	12	13	14	15	16	17	18	19	20	21	22	23	24	25	26	27	28	29	30	31	32	33	34	35	36	37	38	39	40	41	42	43	44	45	46	47	48	49	50	51	52	53	54	55	56	57	58	59	60	61	62	63	64	65	66	67	68	69	70	71	72	73	74	75	76	77	78	79	80	81	82	83	84	85	86	87	88	89	90	91	92	93	94	95	96	97	98	99	100
---	---	---	---	---	---	---	---	---	----	----	----	----	----	----	----	----	----	----	----	----	----	----	----	----	----	----	----	----	----	----	----	----	----	----	----	----	----	----	----	----	----	----	----	----	----	----	----	----	----	----	----	----	----	----	----	----	----	----	----	----	----	----	----	----	----	----	----	----	----	----	----	----	----	----	----	----	----	----	----	----	----	----	----	----	----	----	----	----	----	----	----	----	----	----	----	----	----	----	-----


Seasonal Free Shuttle Ridership 2015 / 2016



Impacts of Intrapark Seasonal Shuttle 2016

Service: June, July, August / Weekends: May, Sept., Oct.

Total number of shuttle passengers	128,155
Change in shuttle ridership from 2015	+39%
Number of vehicle trips reduced	26,315
Vehicle Miles Travelled reduced	78,945
CO₂ emissions saved	32.9 (Tons)



JUNGLE JAVA





INFORMATION



FREE SHUTTLE

Explore Washington Park
FREE SHUTTLE

SHUTTLE STOP



15

Explore 36

WASHINGTON PARK

INFORMATION



FREE MAPS

Explore Washington Park
MAP & GUIDE TO ATTRACTIONS

PLEASE TAKE ONE



MAP

MAP & GUIDE TO ATTRACTIONS







Get to the Park

Transit
Take TriMet's MAX Blue or Red line to Washington Park MAX light rail station (in the tunnel).

Driving
From U.S. Hwy. 26, take exit 72. You can also park at the Sunset Transit Center (exit 69B) and take MAX light rail one stop east to Washington Park.

Welcome to Washington Park

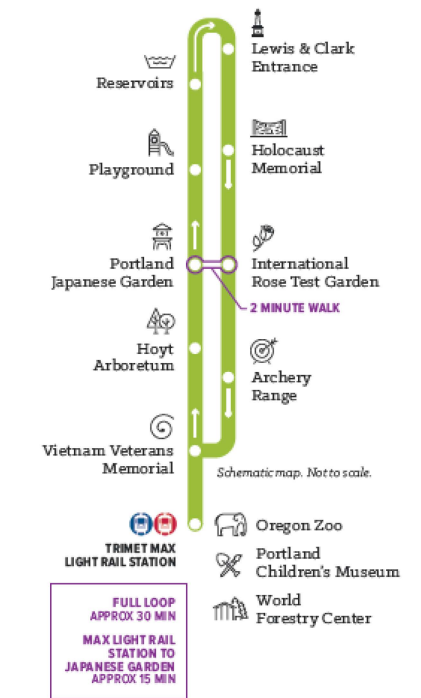
Washington Park is a special place filled with gardens and museums, a zoo and a forest—right in the heart of the city.

At 410 acres, the park is one of Portland's largest and oldest city parks. Explore 15 miles of trails, 6 major attractions, and all of the fun and beautiful spaces in between.

Get Around the Park with the Washington Park FREE Shuttle

Arrives every **15** MINUTES

9 a.m. – 7 p.m.
DAILY
 June – August
WEEKENDS ONLY
 May, Sept., Oct.



SHUTTLE TRACKER ewpshuttle.org

OR DOWNLOAD THE EXPLORE WASHINGTON PARK APP

We are
EXPLORE WASHINGTON PARK

Our job is to help people make decisions about how they get to and around the park, and make sure they have what they need to make their visit enjoyable.



Plan YOUR TRIP

Washington Park is a special place. It's an unusual place. Filled with gardens and museums; a zoo and a forest. Right in the heart of the city. The opportunities for exploration in the park can feel endless. Figuring out how to get here shouldn't. That's where we come in.

6 WAYS TO GET HERE



Bus & Light Rail



Walk



Bike



Seasonal Shuttle



Get a Ride



Drive

ESTIMATED PARKING AVAILABILITY

Washington Park currently has *some* parking availability.



Very Little



A Lot

TRANSPORTATION MANAGEMENT PLAN:

A Guide for Transportation
Access to Washington Park

Adopted - 10/13/16

Explore
WASHINGTON PARK

Goals

Improve
Access

Positive Guest
Experience

Venue Support

Sustainability

Targets through 2020

Mode
Split

15% decrease in
vehicle trips

EWP
Free Shuttle

20% increase in
shuttle ridership

Greenhouse Gas
Emissions (GHG)

15% decrease in
GHG emissions
inside the Park

User
Experience



10% increase in
user satisfaction

Equitable
Access

10% increase in
visitors from
underserved
populations

visitor survey

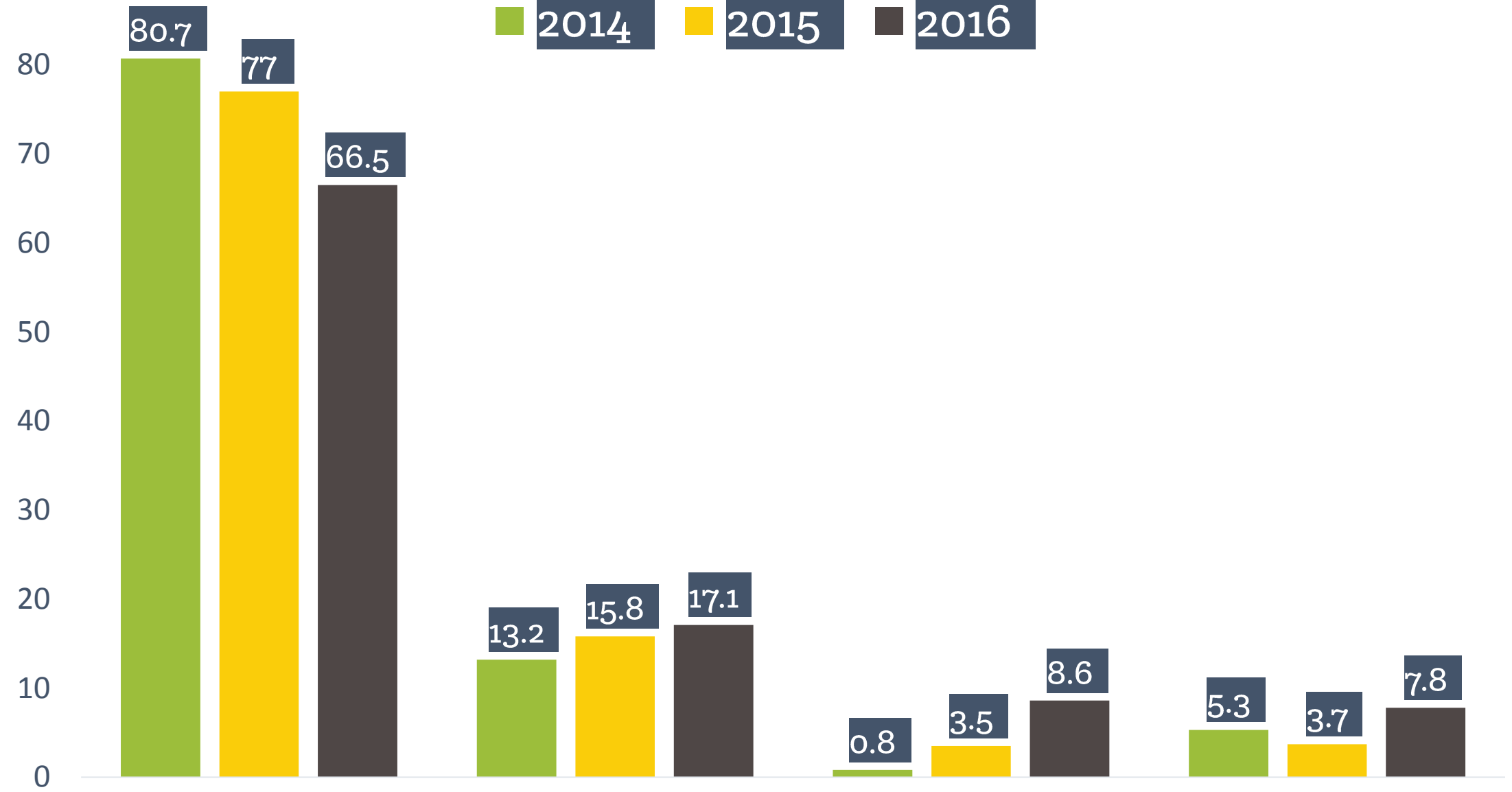
English
Russian
Japanese
Spanish
German



Visitor Mode Split: 2014 - 2016

2014 2015 2016

Percent of park visitors



Drive

Transit

Other/Carshare

Walk/Bike



Future Goals

1. Targeted Marketing: venue members



Future Goals

1. Targeted Marketing: venue members
2. Enhanced shuttle service / Rose Garden





Future Goals

1. Targeted Marketing: venue members
2. Enhanced shuttle service / Rose Garden
3. Sustainable off-site parking system: Sunset TC





Future Goals

1. Targeted Marketing: venue members
2. Enhanced shuttle service / Rose Garden
3. Sustainable off-site parking system: Sunset TC
4. Washington Park Master Plan



PORTLAND PARKS & RECREATIONSM

Healthy Parks, Healthy Portland

Collect Ideas
2016

Identify Options
Early 2017

Complete Master Plan
Fall 2017

MASTER PLANNING PROCESS

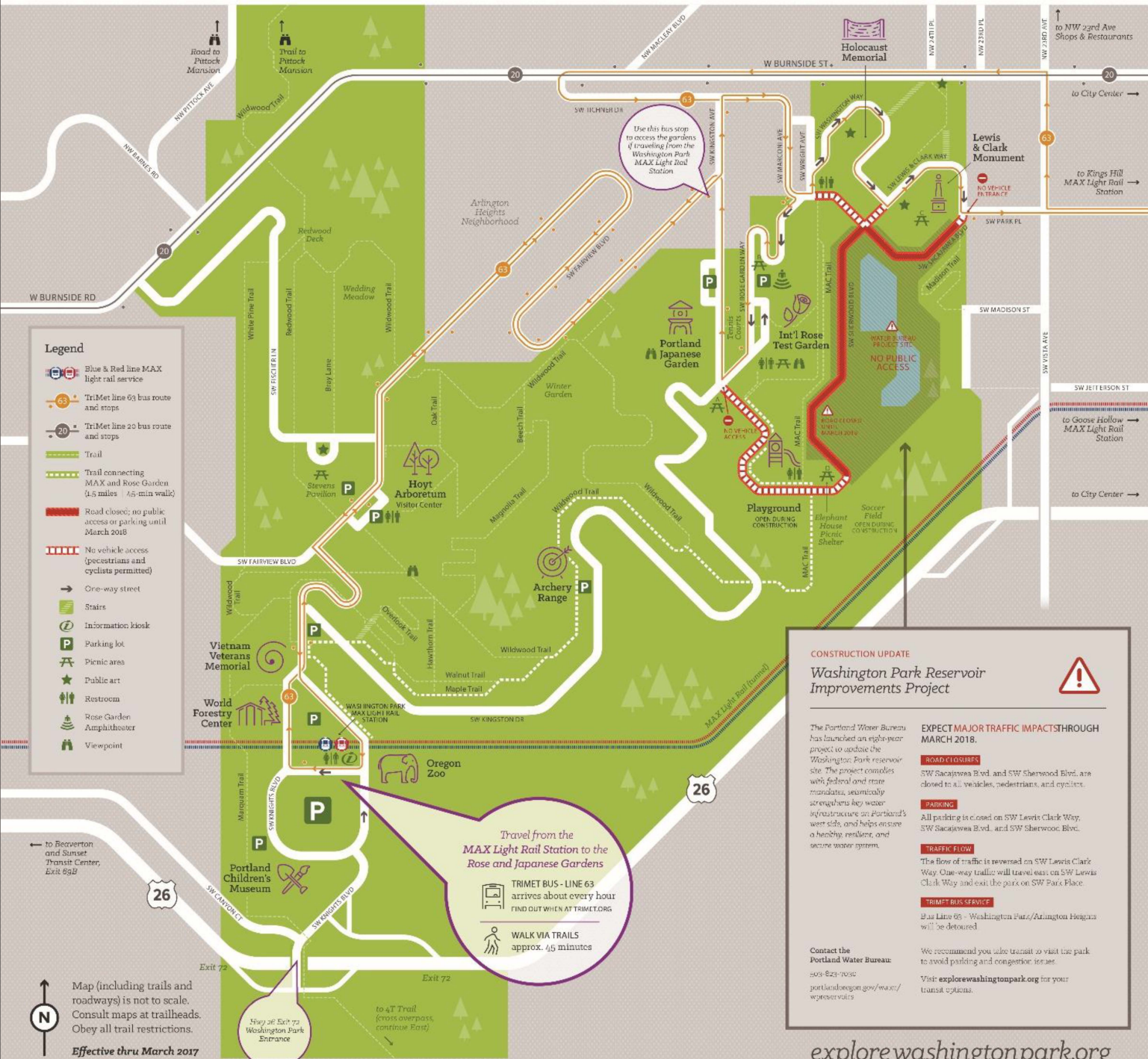


Future Goals

1. Targeted Marketing: venue members
2. Enhanced shuttle service / Rose Garden
3. Sustainable off-site parking system: Sunset TC
4. Washington Park Master Plan
5. Portland Water Bureau reservoir project

- Legend**
- Blue & Red line MAX light rail service
 - TriMet line 63 bus route and stops
 - TriMet line 20 bus route and stops
 - Trail
 - Trail connecting MAX and Rose Garden (4.5 miles / 45-min walk)
 - Road closed; no public access or parking until March 2018
 - No vehicle access (pedestrians and cyclists permitted)
 - One-way street
 - Stairs
 - Information kiosk
 - Parking lot
 - Picnic area
 - Public art
 - Restroom
 - Rose Garden Amphitheater
 - Viewpoint

Map (including trails and roadways) is not to scale. Consult maps at trailheads. Obey all trail restrictions.
Effective thru March 2017



Use this bus stop to access the gardens if traveling from the Washington Park MAX Light Rail Station

Travel from the MAX Light Rail Station to the Rose and Japanese Gardens

TRIMET BUS - LINE 63 arrives about every hour
FIND OUT WHEN AT TRIMET.ORG

WALK VIA TRAILS approx. 45 minutes

CONSTRUCTION UPDATE

Washington Park Reservoir Improvements Project

The Portland Water Bureau has launched an eight-year project to update the Washington Park reservoir site. The project complies with federal and state mandates, substantially strengthens key water infrastructure on Portland's west side, and helps ensure a healthy, resilient, and secure water system.

EXPECT MAJOR TRAFFIC IMPACTS THROUGH MARCH 2018.

ROAD CLOSURES
SW Sacajawea Blvd. and SW Sherwood Blvd. are closed to all vehicles, pedestrians, and cyclists.

PARKING
All parking is closed on SW Lewis Clark Way, SW Sacajawea Blvd. and SW Sherwood Blvd.

TRAFFIC FLOW
The flow of traffic is reversed on SW Lewis Clark Way. One-way traffic will travel east on SW Lewis Clark Way and exit the park on SW Park Pl.

TRIMET BUS SERVICE
Bus Line 63 - Washington Park/Arlington Heights will be detoured.

Contact the Portland Water Bureau: 503-823-7030
portlandoregon.gov/water/wreservoir

We recommend you also transit to visit the park to avoid parking and congestion issues.
Visit explore.washingtonpark.org for your transit options.



Explore
WASHINGTON PARK

HEATHER MCCAREY

Executive Director

p: 503-416-2410 | **c:** 503-877-8150

e: heather@explorewashingtonpark.org

4033 SW Canyon Road, Portland, OR 97221

explorewashingtonpark.org