JOB NAME Jerry Hoover

ADDRESS 16828 SE Kelly St

Check items received, circle items needed

[] ~~Survey~~ [✓] Cross Sections [✓] Cabinet Details

[] Plot Plan [✓] Elevations [] ~~Structural Calculations~~

[✓] Foundation Plan [✓] Fireplace & Chimney detail [] Stairway

[✓] Floor Plan [] Specifications []

These Approvals required

| | Date Routed | Initial | Date Approved | Initial |
|---|---|---|---|---|
| [] ~~Road Department~~ | | | | |
| [] ~~Health Department~~ | | | | |
| [] ~~Los Angeles~~ | | | | |
| [] ~~Fire Marshall~~ | | | | |
| [] ~~Air Pollution~~ | | | | |
| [✓] Zoning | | | | |
| [✓] Plan Check | | | | |
| [] | | | | |
| [] | | | | |
| [] | | | | |

Remarks

Plot Plan to be brought in

Specs

Furnace Chimney

33497

Received by [illegible] Notified by

Date Date

---

MULTNOMAH COUNTY BUILDING DEPARTMENT
PLAN CHECK SHEET

Job Name Jerry Hoover

Location 16828 SE Kelly St

Date 5-27-64 Checked By [illegible]

| Item No. | Page No. | Detail No. | Comments | Code Section No. |
|---|---|---|---|---|
| 1 | 4 | | [illegible] | |
| 2 | 4 | | [illegible] reference | 5102.0 |
| | | | Show doors shatter resistant | |
| | | | wind only on stairs 6 ft width | |
| | | | on top & stairs area | |
| 3 | 3 | | deck hand rail 36" high | |
| | | | horizontal bars 9" o.c. | |
| ~~4~~ | ~~3~~ | | | |

33497

PC BLDG 101

---

JERRY HOOVER RESID.
GERMAN & LINDSTROM, BUILDERS

LOT 10 BLK 5 WONDERVOLL

S.E. KELLEY ST.

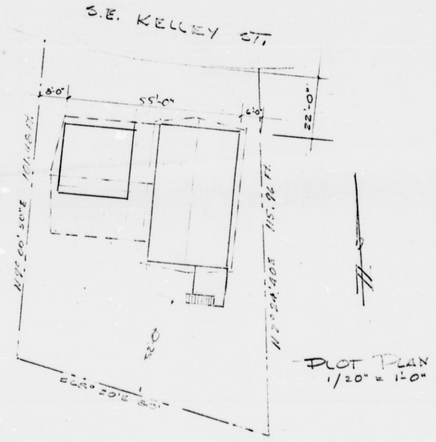


33497

---

MULTNOMAH COUNTY BUILDING DEPARTMENT
Specifications for Type V Group I Buildings
(Single Family Dwellings)

The following specifications shall be submitted with each set of building plans, shall be attached there-to and become a part there-of.

EXCAVATION: Chapter 28, Table 28 B, Sec. 2806 (a)
bearing soil type Rocky
Minimum depth of footing below natural grade 12"
Minimum depth of footing below finish grade

FOOTINGS: Chapter 28, Sec. 2806; Chapter 26, Sec. 2625, 2608, 2516
a. Foundation wall footings to be concrete with minimum compressive strength of 1-3-5 p.s.i. 28 days.
b. Column and pier footing to be concrete with minimum compressive strength of p.s.i. 28 days.

FOUNDATION: Chap. 28, Sec. 2806; Chap. 26, Sec. 2608, 2625; Chap. 25, 2607
a. Foundation walls to be concrete with a minimum compressive strength of 1-3-5 p.s.i. 28 days or
b. Posts: material grade species
c. Girders: material grade species
d. Foundation plates: material Conc grade Stand species treatment
anchorage 1/2" x 6' o.c.

FRAMING: Chapter 25, Sec. 2507, 2508, 2509, 2515, table 25 f
a. Floors: materials Fir grade Stand species
b. walls: materials grade species
c. partitions: materials grade species
d. ceiling: materials grade species
e. roof: materials grade species
Prefab truss by Identification No.

SHEETHING: Chapter 25, Sec. 2504, 2507, 2509, 2514, 2515, 1707
a. Floors: thickness 3/8 material Fir grade C.D. species
b. Ext walls: thickness 1/2 material " grade " species
c. Roof: thickness 1/2 material grade species
d. Building paper: type 15# weight Felt

ROOFING: Chapter 32
[X] asphalt shingles [] cedar shingles [] cedar shakes [] builtup
weight of roofing 235# class
topping

EXTERIOR SIDING: Chapter 25, Sec. 2507
material thickness width exposure

INTERIOR WALL FINISH: Chapter 47, table 47 j, Sec. 4712, 4715
[] Plaster: type thickness No. of coats
lath type thickness
[X] Dry wall: thickness 1/2" joint treatment Stds
[] Other:

KITCHEN VENT: Chapter 17, Sec. 1712; Chapter 51, Sec. 5105 (c)
[X] electrical: make model no. capacity 30"
[] gravity: capacity

BATH AND TOILET ROOMS: Chapter 17, Sec. 1711, 1405
a. Ventilation: [X] window, size 3'3" openable area 1/2
[] mechanical; make and model no. capacity
b. Wall finish: shower stall height
c. Tub & shower doors: type Shatter resistant make
height (shower stall door must swing outward and both tub & shower doors must be of approved shatter resistant material)

Note: 4 mil polyethelene moisture barrier shall be placed directly on stud under wall finish in all areas subject to water splash. (see ord. 9299)

The above mentioned specifications are true and applicable:

Applicant J C Hoover

Job Location 16828 SE Kelly

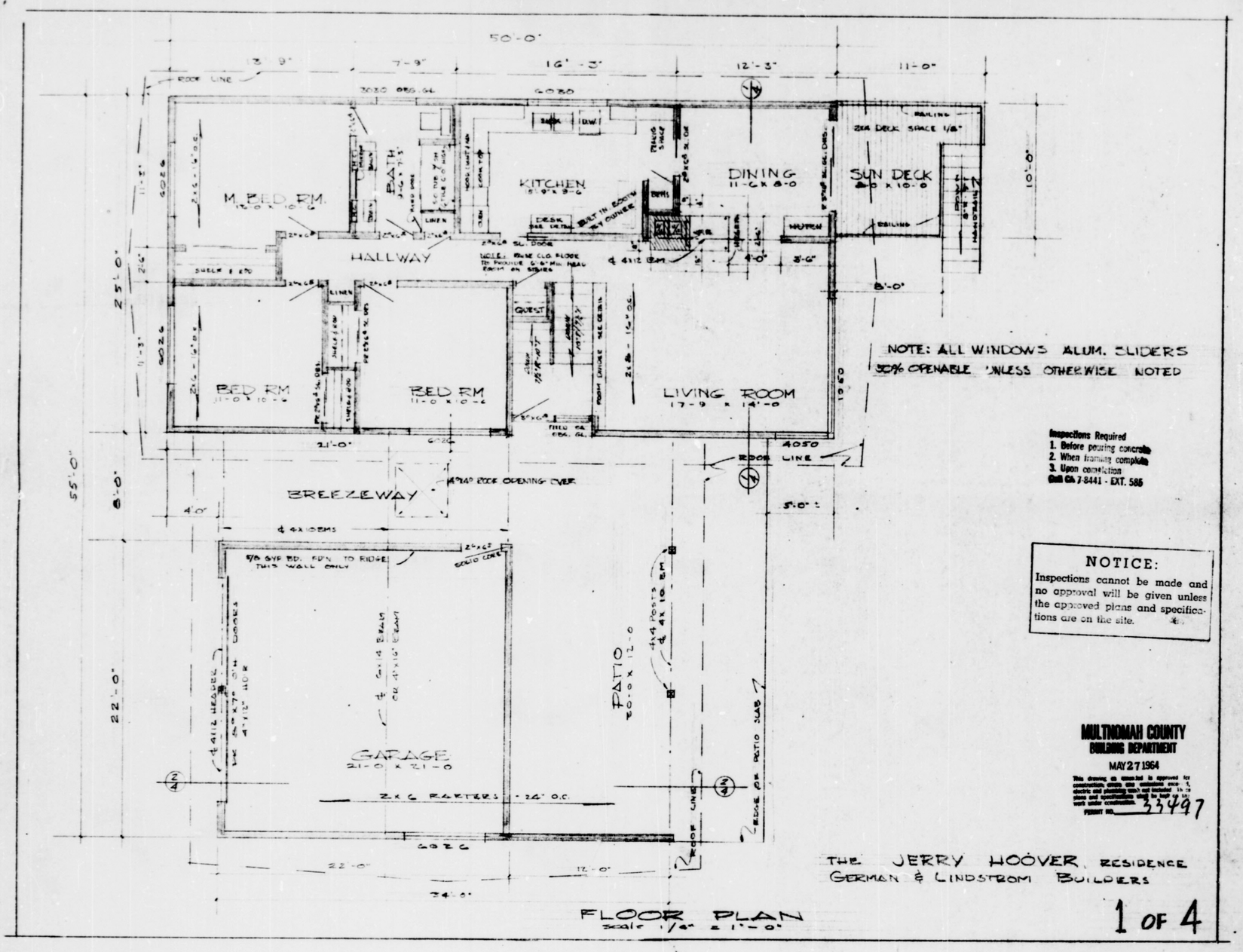
50'-0"
M. BED RM.
BATH
KITCHEN
DINING
SUN DECK
HALLWAY
BED RM
BED RM
LIVING ROOM
BREEZEWAY
GARAGE
PATIO
NOTE: ALL WINDOWS ALUM. SLIDERS
30% OPENABLE UNLESS OTHERWISE NOTED
Inspections Required
1. Before pouring concrete
2. When framing complete
3. Upon completion
Call Ca 7-8441 - EXT. 585
NOTICE:
Inspections cannot be made and no approval will be given unless the approved plans and specifications are on the site.
MULTNOMAH COUNTY
BUILDING DEPARTMENT
MAY 27 1964
PERMIT NO. 33497
THE JERRY HOOVER RESIDENCE
GERMAN & LINDSTROM BUILDERS
FLOOR PLAN
SCALE 1/4" = 1'-0"
1 OF 4

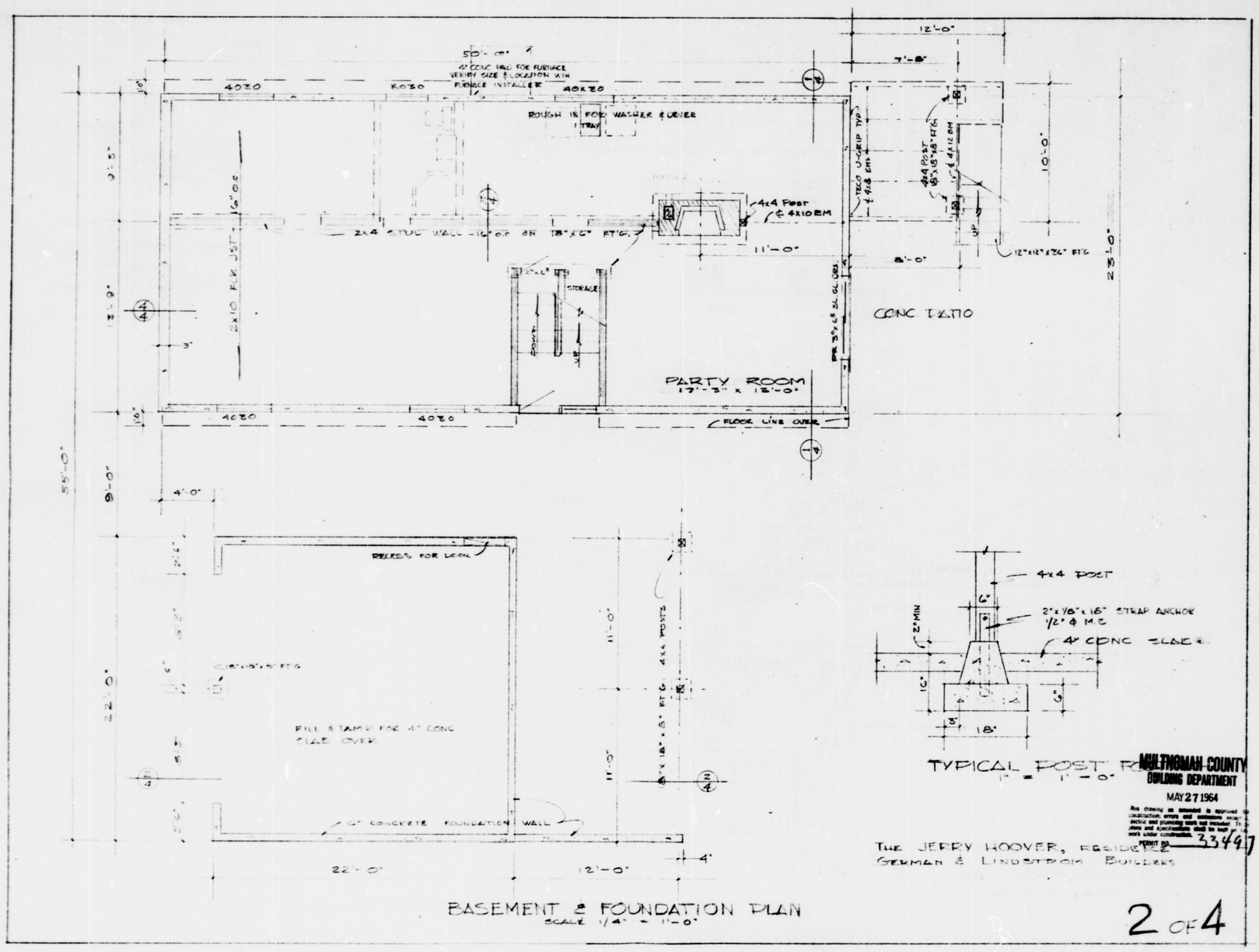
PARTY ROOM
CONC. PATIO
4x4 POST
TYPICAL POST FOOTING
1" = 1'-0"
MULTNOMAH COUNTY
BUILDING DEPARTMENT
MAY 27 1964
PERMIT NO. 33497
THE JERRY HOOVER, RESIDENCE
GERMAN & LINDSTROM BUILDERS
BASEMENT & FOUNDATION PLAN
SCALE 1/4" = 1'-0"
2 OF 4

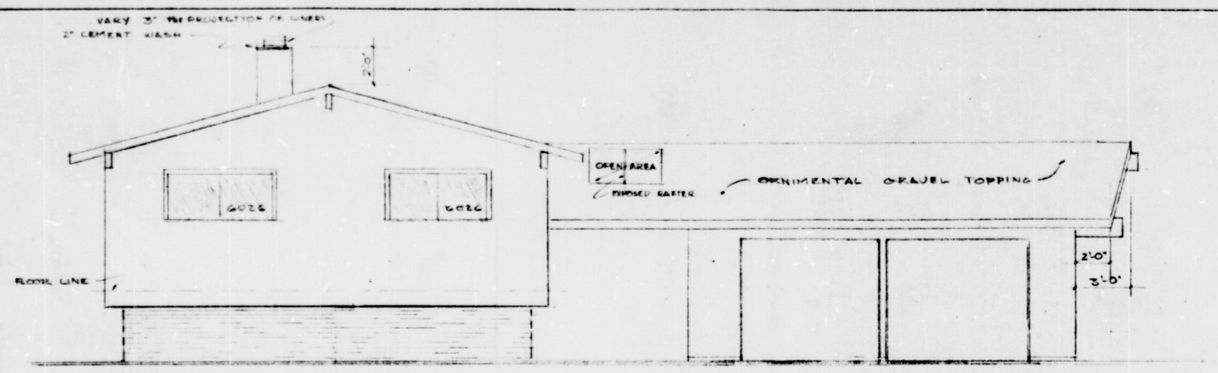


FRONT ELEVATION
1/4" = 1'-0"

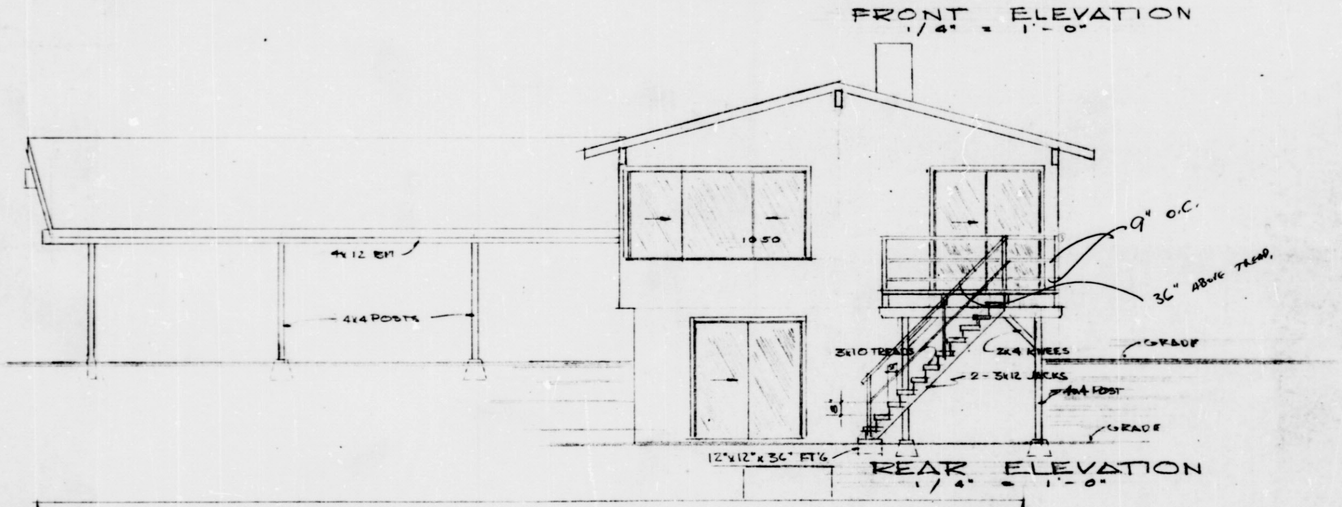


REAR ELEVATION
1/4" = 1'-0"

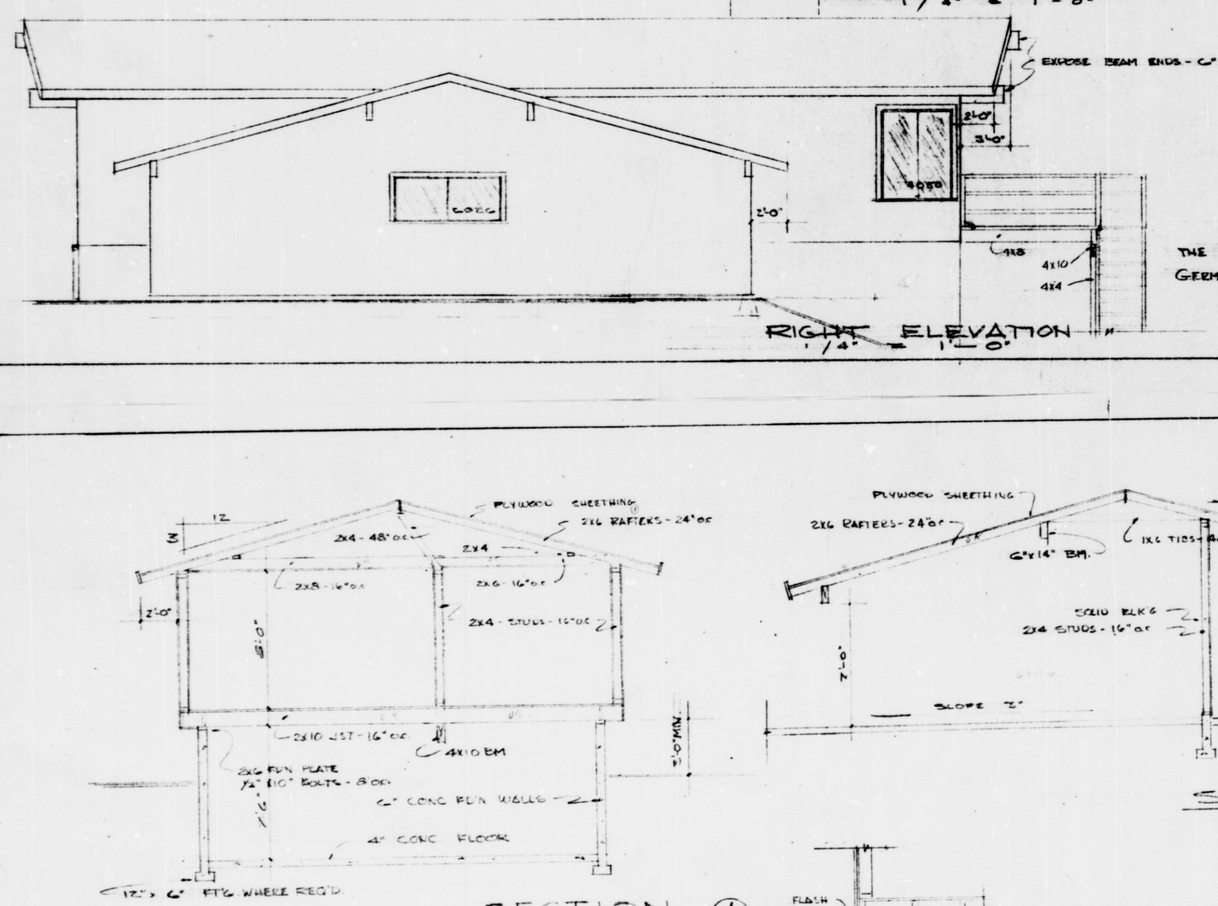


RIGHT ELEVATION
1/4" = 1'-0"

MULTNOMAH COUNTY
BUILDING DEPARTMENT
MAY 27 1964
This drawing as attached is approved for construction which shall conform to the state and plumbing laws and codes. This plan and specifications shall be kept on the work under construction.
PERMIT NO. 33497

THE JERRY HOOVER RESID.
GERMAN & LINDSTROM, BUILDERS

3 OF 4




SECTION 1/4
1/4" = 1'-0"

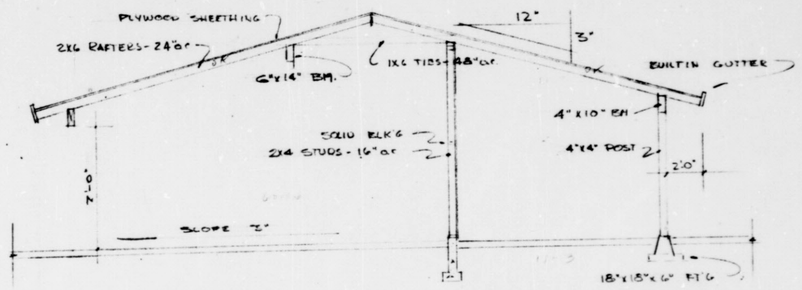


SECTION 2/4
1/4" = 1'-0"

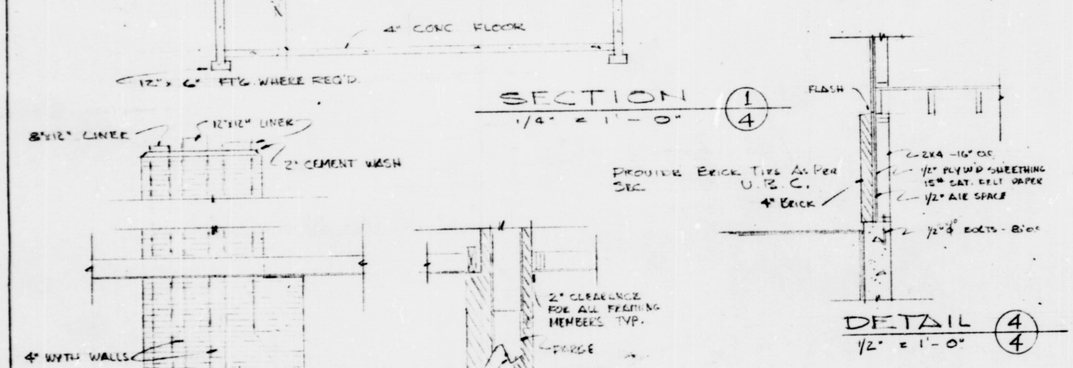


FIREPLACE DETAILS
3/8" = 1'-0"

DETAIL 4/4
1/2" = 1'-0"

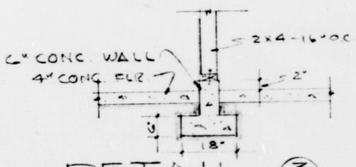


DETAIL 3/4
1/2" = 1'-0"

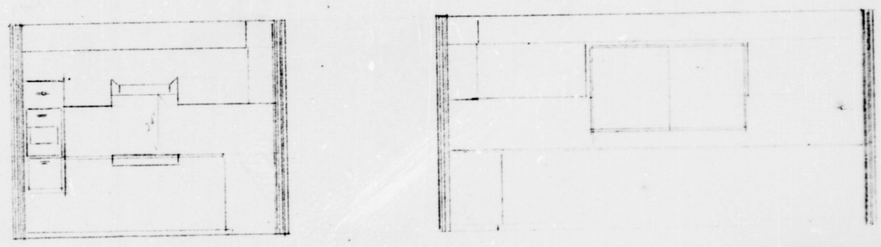

KITCHEN CABINET DETAILS
3/8" = 1'-0"

MULTNOMAH COUNTY
BUILDING DEPARTMENT
MAY 27 1964
This drawing as attached is approved for construction which shall conform to the state and plumbing laws and codes. This plan and specifications shall be kept on the work under construction.
PERMIT NO. 33497

THE JERRY HOOVER RESID.
GERMAN & LINDSTROM BUILDERS

4 OF 4